

# ODYSSEY<sup>®</sup>

**THE EXTREME BATTERY**



**2010 Automotive/LTV Battery Selection Guide**

***A different kind of battery,  
for a different generation of vehicles***

**ODYSSEY<sup>®</sup>**  
**THE EXTREME BATTERY**



When the time comes for a new battery, many people settle for whatever battery happens to be available at their local auto parts store or service station. And why not? All batteries are pretty much the same, right?

Not even close.

ODYSSEY<sup>®</sup> batteries have been designed to provide the kind of power required by today's energy-hungry cars and light trucks. Power not just for starting big, high-compression engines, but to power a long list of power-sapping accessories: entertainment and navigation systems; power windows, locks, mirrors, seats and sunroofs; engine management computers; hardtop convertibles, automatic shocks and more.

Because its plates are made of 99.99% pure virgin lead (unlike the lead alloy in most batteries), the ODYSSEY battery can pack in more plates. More plates mean more surface area, and much more power — twice the overall power and three times the life of conventional batteries — up to 400 cycles at 80% depth of discharge! Its completely sealed, leak-proof AGM design means it can be installed anywhere in the vehicle, except upside down.

Bottom line? The ODYSSEY battery delivers the massive starting power, rapid recovery and amazing deep cycling capability that today's vehicles demand.



## **Table of Contents**

Safety Information	b-c
Basic Battery Information	d
Special Installation Instructions	e
Using the ODYSSEY® Battery Selection Guide	f
ODYSSEY® Battery Limited Warranty Information	g
ODYSSEY® Battery Benefits	h
Charging and Winter Storage	i
ODYSSEY® Battery Specifications	j
Proposition 65 Warning	k
ODYSSEY® Battery Application Guide - Automotive/Light Truck & Van	1-179
ODYSSEY® Battery Terminal Layouts	l
ODYSSEY® Battery Group Size Interchange Guide	m-n
Abbreviations	o
Frequently Asked SLI Battery Questions	p-q

# Safety Information

CCA - 880 • PHCA - 1500  
Reserve Capacity - 135 minutes  
Cyclic Charge Voltage: 14.4 - 14.8V @ 25°C  
Float Charge Voltage: 13.5 - 13.8V @ 25°C  
No Initial Charge Current Limit  
Terminal Torque - 6.8 Nm max (60 in.-lbs)  
Weight - 22.4 kg (49.5 lbs)  
www.odysseybattery.com

**ODYSSEY**<sup>®</sup>  
THE EXTREME BATTERY

**34 - PC1500**

**EnerSys**<sup>®</sup>  
Manufactured by:  
EnerSys Energy Products Inc.,  
Warrensburg, MO 64093

**Pb**  
Sulfuric Acid  
Sealed Lead Battery  
Must Be Recycled

**NONSPILLABLE**  
Drycell Battery  
Made in USA

**WARNING:**  
Battery posts, terminals, and related accessories contain lead and lead compounds, chemicals known by the State of California to cause cancer and reproductive harm. Batteries also contain other chemicals known to the state of California to cause cancer. Ventilate spaces where used or charged. If jump starting, refer to vehicle manufacturer's instructions. Not recommended for inverted use.

**⚠ DANGER/POISON**

SHIELD EYES!  
EXPLOSIVE  
GASES  
CAN CAUSE  
BLINDNESS OR INJURY

NO  
SMOKING  
FLAMES  
OR SPARKS

SULFURIC ACID  
CAN CAUSE  
SEVERE BURNS

FLUSH EYES  
IMMEDIATELY  
WITH WATER  
GET MEDICAL  
HELP FAST

KEEP OUT OF REACH OF CHILDREN. WASH HANDS AFTER HANDLING.

## DANGER OF EXPLODING BATTERIES

Batteries contain sulfuric acid and produce mixtures of hydrogen and oxygen. Because self-discharge action generates hydrogen gas even when the battery is not in operation, make sure the batteries are stored and worked on in a well-ventilated area.

**Always wear safety glasses and a face shield when working on or near batteries.**

When working with batteries:

- Always wear proper eye, face and hand protection.
- Keep all sparks, flames and cigarettes away from the battery.
- Do not remove or damage vent caps.
- Cover vent caps with a damp cloth to minimize gas seepage.
- Make sure work area is well ventilated.
- Never lean over battery while boosting, testing or charging.

## SAFE BATTERY INSTALLATION

To assure safe installation and proper operation, follow these installation procedures.

- **Disconnect ground cable first** (this is usually the negative cable, however, older vehicles may have a positive ground).
- Remove old battery - note position of positive (+) terminal and negative (-) terminal. Mark the cables for correct connection to new battery.
- Clean terminals and cable connections with a wire brush. Broken connections or frayed or cut cables should be replaced.
- Install the replacement battery in the same position as the old one. **Be sure to secure battery with the hold-down assembly.**

- Make sure the terminals do not touch any metal mounting, engine or body parts.
- **Connect ground cable last to avoid sparks.** Connect cables tightly.

## DANGERS OF BATTERY ACID

In the unlikely event that an ODYSSEY<sup>®</sup> battery would leak electrolyte (for example, as a result of being punctured or crushed), extreme caution should be taken to avoid contact with this substance.

Electrolyte, or battery acid, is a solution of sulfuric acid and water that can cause serious skin burns as well as destroy clothing or other materials with which it comes into contact. When handling electrolyte, keep an acid neutralizing solution nearby in case it is needed. Commonly available neutralizing solutions include baking soda or household ammonia mixed with water. Always follow these safety tips:

- Protect your eyes, face and hands with safety glasses and gloves.
- If electrolyte is splashed into an eye, force the eye open and flood it with clean, cool water for at least 15 minutes and immediately seek medical attention.
- If electrolyte is accidentally ingested, drink large quantities of water or milk. **DO NOT** induce vomiting. Seek **IMMEDIATE** medical attention.
- If electrolyte is spilled onto vehicle or in work area, neutralize the acid with baking soda and then rinse the contaminated area with water.
- When preparing electrolyte of a specific gravity, **DO NOT** pour water into the acid. Instead, pour the concentrated acid slowly into the water, stirring the water while adding small amounts of acid. In the event that the solution becomes noticeably heated, allow it to cool before continuing to add acid.

# Safety Information

## SAFE CHARGING

Before beginning the charging operation, read the instructions that come with the charger. **Never attempt to charge a battery without first reviewing the instructions for the charger being used.** In addition to the charger manufacturer's instructions, these general precautions should be followed:

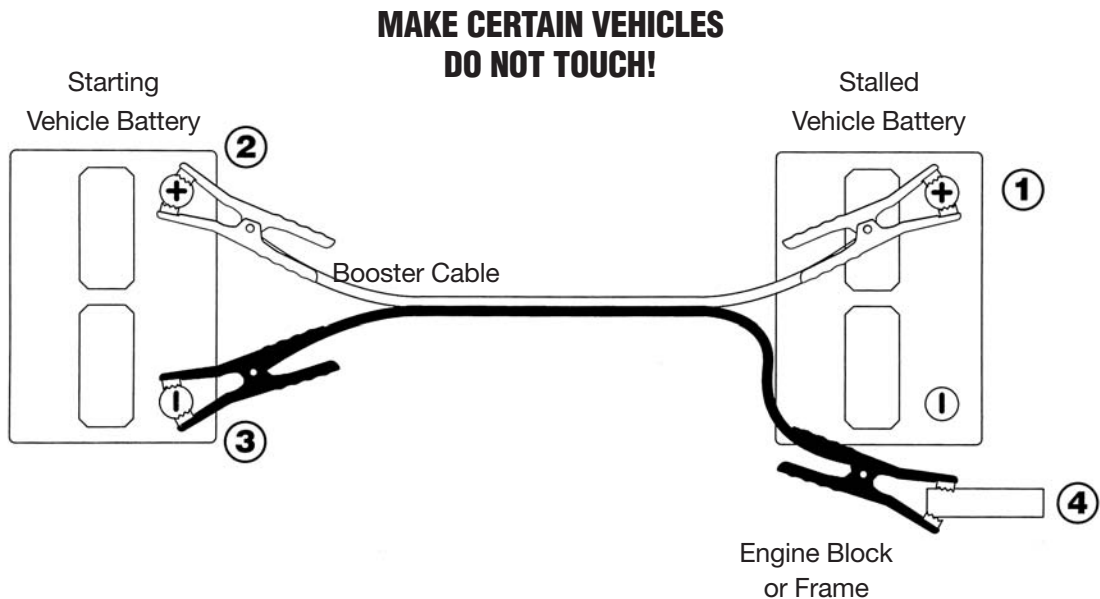
- Always charge batteries in a well-ventilated area and **wear proper eye protection.**
- Turn the charger and timer "OFF" before connecting the leads to the battery to **avoid dangerous sparks.**
- Never try to change a visibly damaged or frozen battery.
- Connect the charger leads to the battery; red positive (+) lead to the positive (+) terminal and black negative (-) lead to the negative (-) terminal. If the battery is still in the vehicle, connect the negative lead to the engine block to serve as a ground. If the vehicle is positive grounded, connect the positive lead to the engine block.
- Make sure that the leads to the connections are tight.
- Set the timer, turn the charger on and slowly increase the charging rate until the desired ampere value is reached.

- If the battery becomes hot or if violent gassing or spewing of electrolyte occurs, reduce the charging rate or temporarily halt the charger.
- Always turn the charger "OFF" before removing charger leads from the battery to **avoid dangerous sparks.**

## SAFE BOOSTER CABLE OPERATION

When jump starting, always wear proper eye protection and never lean over the battery. Do not jump start a damaged battery; inspect both batteries before connecting booster cables. Be sure vent caps are tight and level, and place damp cloths over the vent caps for both batteries. Make certain that the vehicles are not touching and both ignition switches are turned to the "OFF" position.

1. Connect positive (+) booster cable to positive (+) terminal of discharged battery.
2. Connect other end of positive (+) cable to positive (+) terminal of assisting battery.
3. Connect negative (-) cable to negative (-) terminal of assisting battery.
- 4. Make final connection of negative (-) cable to engine block of stalled vehicle, away from the battery.**
5. Start vehicle and remove cables in **reverse** order of connections.



# Basic Battery Information

## HOW A BATTERY WORKS

A battery stores energy in chemical form that can be released on demand as electricity. This electrical power is used by the cars ignition system for cranking the engine. The car's battery also may power the lights and other accessories. Should the alternator or fan belt fail, the battery might also need to power the vehicle's entire electrical system for a short period of time.

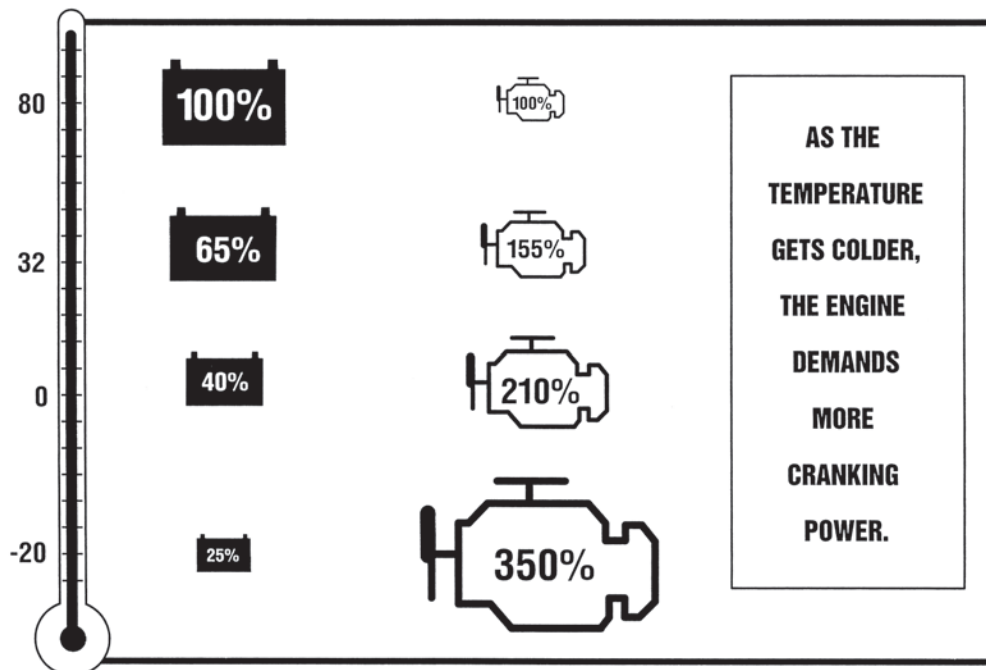
## THREE THINGS TO CONSIDER WHEN BUYING A BATTERY

**1. SIZE:** What are the dimensions of your original equipment battery? The Battery Council International (BCI) uses a two or three digit number to identify the height, length, width and shape of original equipment sizes.

**2. POWER:** What are the Cold Cranking Amp (CCA) requirements of your vehicle? The power a battery can deliver decreases as the temperature gets colder. Batteries are rated at 0 degrees F. Using this rating for comparison, the higher the number, the greater the starting power of the battery.

**3. WARRANTY:** Automotive batteries are typically backed by limited warranties. These warranties generally include both free replacement and proration periods. You should look for warranties with the longest free replacement period.

**AS THE TEMPERATURE DROPS, MORE CRANKING POWER IS REQUIRED TO START A VEHICLE'S ENGINE, BUT A BATTERY'S AVAILABLE POWER DECREASES.**



Source: BCI service manual, 2002 edition



## Special Installation Instructions



### **GROUP 24/27 OPTIONAL HEIGHT ADAPTER FOR ODYSSEY® 34-PC1500 BATTERIES**

Optional height adapter may be used on 34-PC1500 models for installations where a group 24 or group 27 is required. Snap the adapter securely into place on the bottom of the battery. In some installations, the 34-PC1500 model with this adapter may be used to replace a group 24F or 27F depending on required cable length.

# ***Using the ODYSSEY® Battery Selection Guide***

---

This guide has been created to help ODYSSEY® battery distributors take advantage of the significant market for replacement batteries in the North American automotive aftermarket. In addition to information that will enable you to explain the unique advantages of ODYSSEY battery technology to your customers, the guide contains an up-to-date cross reference that makes it easy to find the correct replacement battery for most common automotive applications.

## **ESTIMATING BEST FIT REPLACEMENTS**

In some cases, complete battery replacement information is not readily available from vehicle manufacturers. To help you advise customers in these instances, the ODYSSEY Battery Selection Guide includes estimates of appropriate battery sizes. These sizes are estimates only, and it is advisable to caution customers to obtain specific battery size information for their replacement batteries.

## **USE OF HEAT SHIELDS**

In certain applications heat shields are used to protect batteries from extremely high temperatures. In such cases, failure to replace a heat shield after installation of a replacement battery may result in reduced life or compromised electrical performance. In applications where a heat shield is used, it might be necessary to choose a different battery of appropriate size to accommodate for terminal posts.

## **DISCLAIMER**

The replacement battery information contained in this guide has been obtained from vehicle manufacturers, except as otherwise noted. Although this information is the latest available at time of publication, users should note that this information is subject to change with periodic notice from equipment manufacturers and/or field experience. To help ensure that best fit replacements are recommended, ODYSSEY battery dealers/distributors should use the most current edition of the ODYSSEY Battery Selection Guide. For optimum safety, always check polarity and hood clearance!

Although every effort has been made to accurately catalog the replacement battery information contained in this guide, EnerSys®, the manufacturer of ODYSSEY batteries, expressly denies any responsibility for accuracy or the consequences of inaccurate replacement battery selection. EnerSys disclaims any warranties, expressed or implied, for the accuracy of the information in this guide, and denies any attempt to obtain replacement battery information from the equipment manufacturer's user manual or service department for their specific application.



# **ODYSSEY® Battery Limited Warranty Information**

## **WARRANTY:**

EnerSys Energy Products Inc. ("Manufacturer") warrants its ODYSSEY® batteries (hereafter referred to as "Battery") to be free of defects in material and workmanship for the earlier of (a) the Applicable Warranty Period or (b) within 400 cycles to 80% depth of discharge, whichever occurs first. The Applicable Warranty Period is two (2) years for power sports applications; three (3) years in automotive, marine, commercial, and industrial applications; and four (4) years in the case of the PC1220, 75-PC1230, 75/86-PC1230, PC1350, 25-PC1400, 35-PC1400, 34-PC1500, 34M-PC1500, 34R-PC1500, 34/78-PC1500, 78-PC1500, 65-PC1750, 31-PC2150, 31M-PC2150 and PC2250 batteries. The Applicable Warranty Period begins from the date of purchase with original receipt, or, if no receipt is available, from Manufacturer's shipping date. Within the Applicable Warranty Period, the Battery will be replaced free of charge if, at the discretion of Manufacturer, adjustment is necessary due to defect in material or workmanship (not merely discharged). Batteries for warranty replacement consideration are to be returned to the original supplying distributor/dealer. If not truly feasible, other ODYSSEY distributors/dealers can be approached but a warranty processing fee may be applied. This warranty may vary from country to country; contact your authorized ODYSSEY battery wholesaler or dealer for the applicable warranty.

## **GENERAL PROVISIONS:**

MANUFACTURER HAS NO OBLIGATION UNDER THE LIMITED WARRANTY SET FORTH ABOVE IN THE EVENT THE BATTERY IS DAMAGED OR DESTROYED AS A RESULT OF ONE OR MORE OF THE FOLLOWING:

- Willful abuse or neglect or if the top decorative cover has been removed.
- Natural forces such as wind, lightning, hail; damage due to fire, collision, explosion, vandalism, theft.
- Penetration or opening of the Battery case in any manner.
- Overcharging, undercharging, charging or installing in reverse polarity, improper maintenance, allowing the Battery to be deeply discharged via a parasitic load or mishandling of the Battery such as but not limited to using the terminals for lifting or carrying the Battery. Trickle chargers that do not have a regulated trickle charge voltage between 13.5V and 13.8V (no lower than 13.5V and no higher than 13.8V) will cause early failure of the Battery. Use of such chargers with the Battery will also void the Battery's warranty. For applications where an alternator is present, the alternator must deliver between 14.0V and 14.7V when measured at the battery's terminals. Alternators that do not have a regulated charge between 14.0V and 14.7V (no lower than 14.0V and no higher than 14.7V) will cause early failure of the Battery. Use of such alternators with the Battery will also void the Battery's warranty.
- Failure to properly install the Battery or lack of metal jacket for high temperature or vibration applications.
- Normal deterioration in the electrical qualities or the acceleration of such deterioration due to conditions that accelerate such deterioration.

- If the Battery is used for an application that requires higher cranking power or a greater reserve rating than the Battery is designed to deliver, or the Battery capacity is less than the Battery capacity specified by the vehicle manufacturer, or the Battery is otherwise used in applications for which it was not designed.
- Prolonged storage of vehicles with fuel injection computers, alarms, GPS and other electrical devices that require continuous battery power to support active memories; this power drain must be offset with a maintenance-float charger, periodic charging or disconnecting the battery to prevent the establishment of irreversible crystallized sulphation in the battery plate oxide. Failure to address this destroys battery capacity and voids the warranty, as this is not a warranted defect in materials or workmanship. A battery with an open circuit voltage (OCV) of equal to or less than 8.0V will be deemed as overdischarged and void from warranty due to misuse and/or neglect.
- WARNING - Do NOT use any type of oil, organic solvent, alcohol, detergent, strong acids, strong alkalis, petroleum-based solvent or ammonia solution to clean the jars or covers. These materials may cause permanent damage to the battery jar and cover and will void the warranty.

## **TO OBTAIN WARRANTY SERVICE:**

1. Return the Battery to any authorized ODYSSEY battery wholesaler or dealer.
2. If the Battery is determined by Manufacturer, in its sole discretion, to be defective for material or workmanship under terms of this limited warranty, it will be replaced.
3. Manufacturer's acceptance of any items shipped to Manufacturer shall not be deemed an admission that the items so shipped are defective. Any items shipped back to Manufacturer, shall in Manufacturer's sole discretion, become Manufacturer's sole property.

THIS LIMITED WARRANTY IS IN LIEU OF, AND MANUFACTURER DISCLAIMS AND EXCLUDES ALL OTHER WARRANTIES, STATUTORY, EXPRESS OR IMPLIED, INCLUDING, WITHOUT LIMITATION, ANY WARRANTY OF MERCHANTABILITY OR FITNESS FOR A PARTICULAR PURPOSE. MANUFACTURER'S EXCLUSIVE LIABILITY FOR BREACH OF WARRANTY SHALL BE TO REPLACE THE BATTERY WITHIN THE EFFECTIVE WARRANTY PERIOD. IN NO EVENT SHALL MANUFACTURER BE LIABLE FOR ANY LOSS OR DAMAGES OF ANY OTHER KIND, WHETHER DIRECT, INCIDENTAL, CONSEQUENTIAL, EXEMPLARY, SPECIAL OR OTHERWISE. NOR SHALL MANUFACTURER BE LIABLE FOR ANY REMOVAL OR INSTALLATION EXPENSE, OR THE LOSS OF TIME OR PROFITS.

Some countries and/or states do not allow limitation on how long an implied warranty lasts or the exclusion or limitation of incidental or consequential damages, so the above limitations may not apply to you. This warranty gives you specific legal rights, which may vary from country to country and/or state to state.

# **ODYSSEY® Battery Benefits**

## **BETTER WARRANTY**

Limited 3- and 4-year full replacement warranty – not pro rata.

## **LONGER SERVICE LIFE**

With 3-10 years of service life, ODYSSEY® batteries save consumers time, money, and aggravation.

## **LONGER CYCLE LIFE**

70% longer cycle life compared to conventional deep cycle batteries – up to 400 cycles at 80% depth of discharge – high stable voltage for longer periods of time.

## **LONGER SHELF LIFE**

Can be stored on open circuit (nothing connected to the terminals) without the need for recharging up to 2 years or down to 12.00V, whichever occurs first.

## **FASTER RECHARGE**

The highest recharge efficiency of any sealed lead battery on the market – capable of 100% recharge in 4 - 6 hours.

## **MOUNTING FLEXIBILITY**

Non-spillable design – can be mounted on any side in any position except upside down.

## **VIBRATION RESISTANCE**

Design protects against high impact shock and mechanical vibration – a common cause of premature battery failure.

## **EXTREME TEMPERATURE TOLERANCE\***

Operating temperatures from -40°C (-40°F) to 80°C (176°F).

## **TOTALLY MAINTENANCE FREE**

No need to add water, ever! Drycell design with resealable venting system.

## **IMPROVED SAFETY**

US Department of Transportation classified as a 'non-spillable,' 'non-hazardous' battery. No acid spills, no escaping gases. Please reference our MSDS sheet for complete details at [www.odysseybattery.com](http://www.odysseybattery.com).



\* Some models require metal jackets.

# ***Charging and Winter Storage***

## **CHARGING**

The state of charge in a ODYSSEY® battery can be determined from the following chart:

<b>Voltmeter Reading</b>	<b>State of Charge</b>
12.84 Volts or higher	100%
12.60 Volts	75%
12.18 Volts	50%
11.88 Volts	25%

### **Racing Vehicles using total loss (no alternator)**

Standard automotive type chargers are not designed to return 105-108% of the energy removed. They normally boost charge to 80-95% and expect the alternator to complete the charge. ODYSSEY Ultimizer™ Chargers listed on our website at **[www.odysseybattery.com](http://www.odysseybattery.com)** are specifically designed for ODYSSEY batteries that are routinely deeply discharged. They provide the 105-108% recharge and then switch to float charge.

It is important not to exceed 15.0V as this will cause the pressure valves to open and out-gas hydrogen, oxygen and water from inside the battery. This will shorten the life of the battery and cause premature failure. Some portable chargers exceed 15.0V, especially two-wheel garage chargers, so charging voltages should be verified by measuring the charging voltage during the time when the charging amperage is reducing from full output. The deep cycle charging voltage must be within 14.4V minimum to 14.7V maximum.

If a standard automotive charger is used to boost charge a discharged battery because of an accessory left on, it is important to make sure the charging voltage does not exceed 15.0 volts during charge. A hand held voltmeter can be used to monitor this periodically. The following chart provides recharge times under this type of boost charging to an 80-95% recharge and then allows the vehicle charging system to complete the charge.

















## **WINTER STORAGE**

ODYSSEY batteries can be stored for 2 years at 77°F. To store off-season, measure the battery voltage to make sure it is fully charged, 12.84 volts or greater; recharge if necessary. Disconnect the negative battery cable to prevent any applied electrical load during storage. ODYSSEY batteries cannot freeze down to -40°C or -40°F so it can be left in the vehicle.

A 12V, 1-3 amp trickle charger or maintainer can also be left connected to the battery if it is kept in storage for extended periods or if the battery is subject to parasitic loads during storage. The recommended float charge voltage is 13.5V to 13.8V. Information on two such chargers we recommend, including where to buy them, can be found on our website at **[www.odysseybattery.com](http://www.odysseybattery.com)**.



# ODYSSEY® Battery Specifications

ODYSSEY® Battery Model	Voltage	PHCA** (5 sec)	CCA*	HCA	MCA	Nominal Capacity		Reserve Capacity Minutes	Length inches (mm)	Width inches (mm)	Height inches (mm)	Weight lbs (kg)	Terminal	Torque Specs in-lbs (Nm max)	Internal Resistance (m)	Short Circuit Current	
						(20 Hr Rate-Ah)	(10 Hr Rate-Ah)										
PC680		12	520	170	370	300	16	16	24	7.15 (181.5)	3.00 (76.3)	6.65 (167.8)	15.4 (7.0)	M6 Receptacle† or SAE 3/8" Receptacle	50 (5.6)	7	1800A
PC925		12	900	330	625	500	28	27	52	6.64 (168.6)	7.05 (179.0)	5.04 (128.0)	26.0 (11.8)	M6 Receptacle† or SAE 3/8" Receptacle	60 (6.8)	5	2400A
PC1200		12	1200	540	860	725	42	40	78	7.87 (199.9)	6.66 (169.1)	6.80 (172.7)	38.2 (17.4)	M6 Receptacle† or SAE 3/8" Receptacle	60 (6.8)	4.5	2600A
PC1220		12	1220	680	960	860	70	64	135	11.89 (302.0)	6.88 (175.0)	7.48 (190.0)	45.6 (20.7)	DIN Lead Post	N/A	5.7	2200A
75-PC1230		12	1230	760	1050	815	55	50	100	9.46 (240.3)	6.99 (177.5)	7.22 (183.4)	45.5 (20.6)	SIDE 3/8" Receptacle	60 (6.8)	2.5	3100A
75/06-PC1230		12	1230	760	1050	815	55	50	100	9.46 (240.3)	6.99 (177.5)	7.92 (201.2)	45.5 (20.6)	TOP SAE SIDE 3/8" Receptacle	60 (6.8)	2.5	3100A
PC1350		12	1350	770	1080	960	95	88.5	195	14.84 (377.0)	6.88 (175.0)	7.48 (190.0)	60.4 (27.4)	DIN Lead Post	N/A	4.2	2900A
25-PC1400		12	1400	900	1150	850	65	55	125	9.46 (240.3)	6.84 (173.7)	8.69 (220.7)	50.0 (22.7)	SAE	70 (7.9)	2.5	3100A
35-PC1400		12	1400	900	1150	850	65	55	125	9.46 (240.3)	6.84 (173.7)	8.69 (220.7)	50.0 (22.7)	SAE	70 (7.9)	2.5	3100A
34-PC1500		12	1500	850	1250	1050	68	62	135	10.85 (275.6)	6.76 (171.7)	7.82 (198.6)	49.5 (22.4)	SAE	60 (6.8)	2.5	3100A
34R-PC1500		12	1500	850	1250	1050	68	62	135	10.85 (275.6)	6.76 (171.7)	7.82 (198.6)	49.5 (22.4)	SAE	60 (6.8)	2.5	3100A
34/78-PC1500		12	1500	850	1250	1050	68	62	135	10.85 (275.6)	6.99 (177.5)	7.82 (198.6)	49.5 (22.4)	TOP SAE SIDE 3/8" Receptacle	60 (6.8)	2.5	3100A
78-PC1500		12	1500	850	1250	1050	68	62	135	10.85 (275.6)	6.99 (177.5)	7.12 (180.8)	49.5 (22.4)	SIDE 3/8" Receptacle	60 (6.8)	2.5	3100A
PC1700		12	1550	810	1325	1175	68	65	142	13.02 (330.7)	6.62 (168.2)	6.93 (176.0)	60.9 (27.6)	M6 Receptacle† or SAE 3/8" Receptacle	60 (6.8)	3.5	3500A
65-PC1750		12	1750	950	1350	1070	74	65	135	11.83 (300.5)	7.20 (182.9)	7.43 (188.7)	58.0 (26.3)	SAE	70 (7.9)	2.0	5000A
31-PC2150		12	2150	1150	1545	1370	100	92	205	13.00 (330.2)	6.80 (172.7)	9.41 (239.0)	77.8 (35.3)	3/8" Stud or SAE†	150-220 (16.9- 22.6)	2.2	5000A

# PROPOSITION 65 WARNING

- **Battery posts, terminals, and related accessories contain lead and lead compounds, chemicals known to the State of California to cause cancer and reproductive harm.**
- **Batteries also contain other chemicals known to the State of California to cause cancer.**
- **Wash hands after handling.**



**! DANGER/POISON**

 <b>SHIELD EYES EXPLOSIVE GASES</b> <small>CAN CAUSE BLINDNESS OR INJURY</small>	 <b>NO</b> <small>■ SPARKS ■ FLAMES ■ SMOKING</small>	 <b>SULFURIC ACID</b> <small>CAN CAUSE BLINDNESS OR SEVERE BURNS</small>	 <b>FLUSH EYES IMMEDIATELY WITH WATER GET MEDICAL HELP FAST</b>
--	---	---	--

**KEEP OUT OF REACH OF CHILDREN. WASH HANDS AFTER HANDLING.**

Year, Make & Model	Engine, Liter & Options	BCI Group Size	ODYSSEY® Battery Model	Height Adapter	Notes
<b>Acura CL</b>					
2003-2001	3.2 Liters 3210 CC V6	24	34-PC1500T	Yes	1
1999-1997	3.0 Liters 2997 CC V6	24	34-PC1500T	Yes	1
1999-1998	2.3 Liters 2254 CC L4	24F	34R-PC1500T	Yes	1
1997	2.2 Liters 2156 CC L4	24F	34R-PC1500T	Yes	1
<b>Acura CSX</b>					
2010-2008	2.0 Liters 1998 CC L4	51R	PC925MJT		2
2006	2.0 Liters 1998 CC L4	51R	PC925MJT		2
<b>Acura EL</b>					
2005-2001	1.7 Liters 1668 CC L4	51R	PC925MJT		2
2000-1997	1.6 Liters 1590 CC 97 CID L4	51R	PC925MJT		2
<b>Acura Integra</b>					
2001-1994	1.8 Liters 1797 CC L4	51R	PC925MJT		2
2001-1994	1.8 Liters 1834 CC L4	51R	PC925MJT		2
1993-1990	1.8 Liters 1834 CC L4	25	25-PC1400T		
1993-1992	1.7 Liters 1678 CC L4	25	25-PC1400T		
1989-1986	1.6 Liters 1590 CC L4	51	PC925LMJT		2
<b>Acura Legend</b>					
1995-1991	3.2 Liters 3206 CC V6	24	34-PC1500T	Yes	1
1990-1987	2.7 Liters 2675 CC V6	24F	34R-PC1500T	Yes	1
1987-1986	2.5 Liters 2494 CC V6	24F	34R-PC1500T	Yes	1
<b>Acura MDX</b>					
2010-2007	3.7 Liters 3664 CC V6	24F	34R-PC1500T	Yes	1
2006-2001	3.5 Liters 3471 CC V6	24F	34R-PC1500T	Yes	1
<b>Acura NSX</b>					
2005-1997	3.2 Liters 3179 CC V6 MT	35	35-PC1400T		
2005-1995	3.0 Liters 2977 CC V6 MT	35	35-PC1400T		
1999	3.2 Liters 3179 CC V6	35	35-PC1400T		
1999	3.2 Liters 3179 CC V6 Optional	24F	34R-PC1500T	Yes	1
1999	3.0 Liters 2977 CC V6	35	35-PC1400T		
1999	3.0 Liters 2977 CC V6 Optional	24F	34R-PC1500T	Yes	1
1994-1991	3.0 Liters 2977 CC V6	35	35-PC1400T		
<b>Acura RDX</b>					
2010-2007	2.3 Liters 2300 CC L4	35	35-PC1400T		
<b>Acura RL</b>					
2010-2009	3.7 Liters 3664 CC V6	24	34-PC1500T	Yes	1
2008-2005	3.5 Liters 3471 CC V6	24	34-PC1500T	Yes	1
2004-1996	3.5 Liters 3475 CC V6	24	34-PC1500T	Yes	1
<b>Acura RSX</b>					
2006-2002	2.0 Liters 1998 CC L4	51R	PC925MJT		2
<b>Acura SLX</b>					
1999-1998	3.5 Liters 3494 CC V6 AT	24	34-PC1500T	Yes	1
1999-1998	3.5 Liters 3494 CC V6 MT	24	34-PC1500T	Yes	1
1999-1998	3.5 Liters 3494 CC V6 Optional	27	34-PC1500T	Yes	1
1997-1996	3.2 Liters 3165 CC V6 Optional	27	34-PC1500T	Yes	1
1997	3.2 Liters 3165 CC V6	24	34-PC1500T	Yes	1
1996	3.2 Liters 3165 CC V6 MT	24	34-PC1500T	Yes	1
1996	3.2 Liters 3165 CC V6 AT	27	34-PC1500T	Yes	1
<b>Acura TL</b>					
2010-2009	3.7 Liters 3664 CC V6	24F	34R-PC1500T	Yes	1
2010-2008	3.5 Liters 3471 CC V6	24F	34R-PC1500T	Yes	1
2008	3.2 Liters 3210 CC V6	24F	34R-PC1500T	Yes	1

Year, Make & Model	Engine, Liter & Options	BCI Group Size	ODYSSEY® Battery Model	Height Adapter	Notes
<b>Acura TL (ctd)</b>					
2006-2004	3.2 Liters 3210 CC V6	24F	34R-PC1500T	Yes	1
2003-1999	3.2 Liters 3210 CC V6	24	34-PC1500T	Yes	1
1998-1996	3.2 Liters 3206 CC V6	25	25-PC1400T		
1998-1995	2.5 Liters 2451 CC L5	35	35-PC1400T		
<b>Acura TSX</b>					
2010	3.5 Liters 3471 CC V6	24F	34R-PC1500T	Yes	1
2010-2004	2.4 Liters 2354 CC L4	51R	PC925MJT		2
<b>Acura Vigor</b>					
1994-1992	2.5 Liters 2451 CC L5	35	35-PC1400T		
<b>Acura ZDX</b>					
2010	3.7 Liters 3664 CC V6	24F	34R-PC1500T	Yes	1
<b>Alfa Romeo 164</b>					
1995-1991	3.0 Liters 2959 CC V6	31A	31-PC2150S		3
<b>Alfa Romeo 1900</b>					
1958-1956	2.0 Liters 1975 CC 121 CID L4	22NL	N/A		
<b>Alfa Romeo 1900C</b>					
1957-1956	2.0 Liters 1975 CC 121 CID L4	22NL	N/A		
<b>Alfa Romeo 2000</b>					
1962-1958	2.0 Liters 1975 CC 121 CID L4	22NL	N/A		
<b>Alfa Romeo 2600</b>					
1968-1963	2.6 Liters 2584 CC 158 CID L6	27SL	N/A		
1962	2.6 Liters 2584 CC 158 CID L6	22NL	N/A		
<b>Alfa Romeo 8C</b>					
2008	4.7 Liters 4691 CC V8	24F	34R-PC1500T	Yes	1
<b>Alfa Romeo Alfetta</b>					
1977-1975	2.0 Liters 1961 CC 120 CID L4	24	34-PC1500T	Yes	1
1977-1975	2.0 Liters 1961 CC 120 CID L4 AC & Optional	27F	34R-PC1500T	Yes	1
<b>Alfa Romeo Berlina</b>					
1971-1970	2.0 Liters 1961 CC 120 CID L4	24	34-PC1500T	Yes	1
1971-1969	1.8 Liters 1779 CC L4	24	34-PC1500T	Yes	1
<b>Alfa Romeo Duetto 1600</b>					
1968-1966	1.6 Liters 1570 CC 96 CID L4	24	34-PC1500T	Yes	1
<b>Alfa Romeo Giulia</b>					
1968-1963	1.6 Liters 1570 CC 96 CID L4	24	34-PC1500T	Yes	1
1962	1.6 Liters 1570 CC 96 CID L4	22NL	N/A		
<b>Alfa Romeo Giulia Sprint</b>					
1968-1967	1.6 Liters 1570 CC 96 CID L4	24	34-PC1500T	Yes	1
1966-1963	1.6 Liters 1570 CC 96 CID L4	27SL	N/A		
1962	1.6 Liters 1570 CC 96 CID L4	22NL	N/A		
<b>Alfa Romeo Giulietta</b>					
1963-1956	1.3 Liters 1290 CC L4	22NL	N/A		
<b>Alfa Romeo GT Veloce</b>					
1974-1972	2.0 Liters 1961 CC 120 CID L4	24	34-PC1500T	Yes	1
1971-1969	1.8 Liters 1779 CC 109 CID L4	24	34-PC1500T	Yes	1
<b>Alfa Romeo GTA</b>					
1965	1.6 Liters 1570 CC 96 CID L4	24	34-PC1500T	Yes	1
<b>Alfa Romeo GTC</b>					
1964	1.6 Liters 1570 CC 96 CID L4	24	34-PC1500T	Yes	1
<b>Alfa Romeo GTV</b>					
1968-1967	1.6 Liters 1570 CC 96 CID L4	24	34-PC1500T	Yes	1
1965	1.6 Liters 1570 CC 96 CID L4	24	34-PC1500T	Yes	1

1. Installation requires optional height adapter. Additional cable may be required.
2. Installation requires battery to be placed on its side to dimensionally fit. Vehicle battery restraint(s) may require modification.
3. Installation requires reverse mounting orientation for correct terminal polarity
4. Vehicle battery restraint(s) may require modification.
5. Installation requires additional interbattery cables for parallel connections.
6. If vehicle as Intelligent Key option, then use 34R-PC1500T with the optional height adapter. Additional cable may be required.
7. If vehicle as Intelligent key option, then use 35-PC1400T



Year, Make & Model	Engine, Liter & Options	BCI Group Size	ODYSSEY® Battery Model	Height Adapter	Notes
<b>Alfa Romeo GTV-6</b>					
1986	2.5 Liters 2492 CC V6	24F	34R-PC1500T	Yes	1
1985-1981	2.5 Liters 2492 CC V6	24F	34R-PC1500T	Yes	1
<b>Alfa Romeo GTZ</b>					
1964	1.6 Liters 1570 CC 96 CID L4	24	34-PC1500T	Yes	1
<b>Alfa Romeo Milano</b>					
1989-1988	3.0 Liters 2959 CC V6 Port of entry installed	34	34-PC1500T		
1989-1988	3.0 Liters 2959 CC V6 Factory installed	24F	34R-PC1500T	Yes	1
1989-1988	2.5 Liters 2492 CC V6 Port of entry installed	34	34-PC1500T		
1989-1988	2.5 Liters 2492 CC V6 Factory installed	24F	34R-PC1500T	Yes	1
1987	2.5 Liters 2492 CC V6	24F	34R-PC1500T	Yes	1
<b>Alfa Romeo Spider</b>					
1994-1988	2.0 Liters 1961 CC 120 CID L4 Port of entry installed	34	34-PC1500T		
1994-1991	2.0 Liters 1961 CC 120 CID L4 Factory installed	22F	PC1200MJT		4
1990	2.0 Liters 1961 CC 120 CID L4 Factory installed	24F	34R-PC1500T	Yes	1
1987-1986	2.0 Liters 1961 CC 120 CID L4	24F	34R-PC1500T	Yes	1
1980-1975	2.0 Liters 1961 CC 120 CID L4 AC & Optional	27F	34R-PC1500T	Yes	1
1985-1970	2.0 Liters 1961 CC 120 CID L4	24	34-PC1500T	Yes	1
1971-1969	1.8 Liters 1779 CC L4	24	34-PC1500T	Yes	1
<b>Alfa Romeo Sport</b>					
1979-1978	2.0 Liters 1961 CC 120 CID L4	24	34-PC1500T	Yes	1
1979-1978	2.0 Liters 1961 CC 120 CID L4 AC & Optional	27F	34R-PC1500T	Yes	1
<b>Alfa Romeo Sprint</b>					
1979-1977	2.0 Liters 1961 CC 120 CID L4	24	34-PC1500T	Yes	1
1979-1977	2.0 Liters 1961 CC 120 CID L4 AC & Optional	27F	34R-PC1500T	Yes	1
<b>AM General Hummer</b>					
2001	6.5 Liters 395 CID V8 Turbo Diesel	78	78-PC1500		
2000-1994	6.5 Liters 395 CID V8 Diesel	78	78-PC1500		
2000	6.5 Liters 395 CID V8	78	78-PC1500		
1996-1995	5.7 Liters 350 CID V8	78	78-PC1500		
1994-1992	6.2 Liters 379 CID V8 Diesel	78	78-PC1500		
<b>American Motors Ambassador</b>					
1974	5.9 Liters 360 CID V8	24	34-PC1500T	Yes	1
1974-1973	5.0 Liters 304 CID V8 AC	24	34-PC1500T	Yes	1
1974-1971	6.6 Liters 401 CID V8	24	34-PC1500T	Yes	1
1974-1971	6.6 Liters 401 CID V8 Optional	24	34-PC1500T	Yes	1
1974-1970	5.9 Liters 360 CID V8 Optional	24	34-PC1500T	Yes	1
1974-1971	5.0 Liters 304 CID V8	22F	PC1200MJT		4
1974-1970	5.9 Liters 360 CID V8	24	34-PC1500T	Yes	1
1971	4.2 Liters 258 CID L6	22F	PC1200MJT		4
1970-1968	6.4 Liters 390 CID V8	24	34-PC1500T	Yes	1
1970-1969	6.4 Liters 390 CID V8 Optional	24	34-PC1500T	Yes	1
1970	5.0 Liters 304 CID V8	24	34-PC1500T	Yes	1
1970-1969	3.8 Liters 232 CID L6	22F	PC1200MJT		4
1969-1968	5.6 Liters 343 CID V8 Optional	24	34-PC1500T	Yes	1
1969	6.4 Liters 390 CID V8	27	34-PC1500T	Yes	1

Year, Make & Model	Engine, Liter & Options	BCI Group Size	ODYSSEY® Battery Model	Height Adapter	Notes
<b>American Motors Ambassador (ctd)</b>					
1969	5.6 Liters 343 CID V8	27	34-PC1500T	Yes	1
1969	5.1 Liters 309 CID V8	27	34-PC1500T	Yes	1
1969	4.8 Liters 290 CID V8	22F	PC1200MJT		4
1968	6.4 Liters 390 CID V8 AC	24	34-PC1500T	Yes	1
1968	5.6 Liters 343 CID V8 AC	24	34-PC1500T	Yes	1
1968	5.6 Liters 343 CID V8 Optional	24H	34-PC1500T	Yes	1
1968	6.4 Liters 390 CID V8 Optional	24H	34-PC1500T	Yes	1
1968	5.6 Liters 343 CID V8	24	34-PC1500T	Yes	1
1968-1967	4.8 Liters 290 CID V8	24	34-PC1500T	Yes	1
1967-1966	4.7 Liters 287 CID V8	24	34-PC1500T	Yes	1
1967-1966	3.3 Liters 199 CID L6	24	34-PC1500T	Yes	1
1966-1958	5.4 Liters 327 CID V8	24	34-PC1500T	Yes	1
<b>American Motors American</b>					
1968-1967	4.8 Liters 290 CID V8	24	34-PC1500T	Yes	1
1968-1966	3.3 Liters 199 CID L6	24	34-PC1500T	Yes	1
1968-1964	3.8 Liters 232 CID L6	24	34-PC1500T	Yes	1
1967	5.6 Liters 343 CID V8	24	34-PC1500T	Yes	1
1966-1958	3.2 Liters 196 CID L6	24	34-PC1500T	Yes	1
<b>American Motors AMX</b>					
1980	4.2 Liters 258 CID L6 Wagon	54	PC925MJT		2
1980	4.2 Liters 258 CID L6 ex. Wagon	56	PC925MJT		2
1980-1979	4.2 Liters 258 CID L6 Optional	56	PC925MJT		2
1979	5.0 Liters 304 CID V8 Optional	24	34-PC1500T	Yes	1
1979	5.0 Liters 304 CID V8	54	PC925MJT		2
1979	4.2 Liters 258 CID L6 Optional	24	34-PC1500T	Yes	1
1979-1978	4.2 Liters 258 CID L6	22F	PC1200MJT		4
1978	5.0 Liters 304 CID V8	22F	PC1200MJT		4
1974-1971	6.6 Liters 401 CID V8	24	34-PC1500T	Yes	1
1974-1970	5.9 Liters 360 CID V8	24	34-PC1500T	Yes	1
1974-1972	5.0 Liters 304 CID V8	24	34-PC1500T	Yes	1
1970-1968	6.4 Liters 390 CID V8	24	34-PC1500T	Yes	1
1969-1968	5.6 Liters 343 CID V8	24	34-PC1500T	Yes	1
1969-1968	4.8 Liters 290 CID V8	24	34-PC1500T	Yes	1
<b>American Motors Classic</b>					
1966-1965	5.4 Liters 327 CID V8	24	34-PC1500T	Yes	1
1966-1965	3.3 Liters 199 CID L6	24	34-PC1500T	Yes	1
1966-1963	4.7 Liters 287 CID V8	24	34-PC1500T	Yes	1
1965-1964	3.8 Liters 232 CID L6	24	34-PC1500T	Yes	1
1964-1961	3.2 Liters 196 CID L6	24	34-PC1500T	Yes	1
1961	4.1 Liters 250 CID V8	24	34-PC1500T	Yes	1
<b>American Motors Concord</b>					
1983-1979	4.2 Liters 258 CID L6 Optional	56	PC925MJT		2
1983-1981	4.2 Liters 258 CID L6	54	PC925MJT		2
1982-1980	2.5 Liters 151 CID L4	55	PC925MJT		2
1980	4.2 Liters 258 CID L6 Wagon	54	PC925MJT		2
1980	4.2 Liters 258 CID L6 ex. Wagon	56	PC925MJT		2
1980	2.5 Liters 151 CID L4 Optional	56	PC925MJT		2
1979	5.0 Liters 304 CID V8	54	PC925MJT		2
1979-1978	5.0 Liters 304 CID V8 Optional	24	34-PC1500T	Yes	1
1979	4.2 Liters 258 CID L6 Optional	24	34-PC1500T	Yes	1
1979-1978	4.2 Liters 258 CID L6	22F	PC1200MJT		4
1979-1978	3.8 Liters 232 CID L6	22F	PC1200MJT		4
1979	2.0 Liters 121 CID L4	55	PC925MJT		2
1979	3.8 Liters 232 CID L6 Optional	24	34-PC1500T	Yes	1

1. Installation requires optional height adapter. Additional cable may be required.
2. Installation requires battery to be placed on its side to dimensionally fit. Vehicle battery restraint(s) may require modification.
3. Installation requires reverse mounting orientation for correct terminal polarity
4. Vehicle battery restraint(s) may require modification.
5. Installation requires additional interbattery cables for parallel connections.
6. If vehicle as Intelligent Key option, then use 34R-PC1500T with the optional height adapter. Additional cable may be required.
7. If vehicle as Intelligent key option, then use 35-PC1400T

Year, Make & Model	Engine, Liter & Options	BCI Group Size	ODYSSEY® Battery Model	Height Adapter	Notes
<b>American Motors Concord (ctd)</b>					
1979	3.8 Liters 232 CID L6 Optional	56	PC925MJT		2
1979	2.0 Liters 121 CID L4 Optional	56	PC925MJT		2
1978	2.0 Liters 121 CID L4	22F	PC1200MJT		4
<b>American Motors Custom</b>					
1962-1961	3.2 Liters 196 CID L6	24	34-PC1500T	Yes	1
<b>American Motors Deluxe</b>					
1962-1961	3.2 Liters 196 CID L6	24	34-PC1500T	Yes	1
<b>American Motors Eagle</b>					
1986-1981	4.2 Liters 258 CID L6	54	PC925MJT		2
1987-1980	4.2 Liters 258 CID L6 Optional	56	PC925MJT		2
1984-1983	2.5 Liters 150 CID L4	55	PC925MJT		2
1984-1983	2.5 Liters 150 CID L4 Optional	56	PC925MJT		2
1983-1981	2.5 Liters 151 CID L4	55	PC925MJT		2
1983-1981	2.5 Liters 151 CID L4 Optional	56	PC925MJT		2
1988	4.2 Liters 258 CID L6	56	PC925MJT		2
1987	4.2 Liters 258 CID L6	55	PC925MJT		2
1980	4.2 Liters 258 CID L6	22F	PC1200MJT		4
<b>American Motors Gremlin</b>					
1978-1977	2.0 Liters 121 CID L4	22F	PC1200MJT		4
1978-1971	4.2 Liters 258 CID L6 Optional	24	34-PC1500T	Yes	1
1978-1971	4.2 Liters 258 CID L6	22F	PC1200MJT		4
1978-1970	3.8 Liters 232 CID L6 Optional	24	34-PC1500T	Yes	1
1978-1970	3.8 Liters 232 CID L6	22F	PC1200MJT		4
1976-1972	5.0 Liters 304 CID V8 Optional	24	34-PC1500T	Yes	1
1976-1972	5.0 Liters 304 CID V8	22F	PC1200MJT		4
1970	3.3 Liters 199 CID L6 Optional	24	34-PC1500T	Yes	1
1970	3.3 Liters 199 CID L6	22F	PC1200MJT		4
<b>American Motors Hornet</b>					
1977-1975	5.0 Liters 304 CID V8 Optional	24	34-PC1500T	Yes	1
1977-1975	4.2 Liters 258 CID L6 Optional	24	34-PC1500T	Yes	1
1977-1975	3.8 Liters 232 CID L6 Optional	24	34-PC1500T	Yes	1
1977-1971	4.2 Liters 258 CID L6	22F	PC1200MJT		4
1977-1970	5.0 Liters 304 CID V8	22F	PC1200MJT		4
1977-1970	3.8 Liters 232 CID L6	22F	PC1200MJT		4
1974-1971	5.9 Liters 360 CID V8	24	34-PC1500T	Yes	1
1974-1971	5.9 Liters 360 CID V8 Optional	24	34-PC1500T	Yes	1
1972-1971	5.9 Liters 360 CID V8	22F	PC1200MJT		4
1970	3.3 Liters 199 CID L6	22F	PC1200MJT		4
<b>American Motors Javelin</b>					
1974-1971	6.6 Liters 401 CID V8 Optional	24	34-PC1500T	Yes	1
1974-1971	4.2 Liters 258 CID L6	22F	PC1200MJT		4
1974-1970	5.9 Liters 360 CID V8 Optional	24	34-PC1500T	Yes	1
1974-1969	3.8 Liters 232 CID L6	22F	PC1200MJT		4
1974-1970	5.0 Liters 304 CID V8	22F	PC1200MJT		4
1974-1971	6.6 Liters 401 CID V8	24	34-PC1500T	Yes	1
1974-1970	5.9 Liters 360 CID V8	24	34-PC1500T	Yes	1
1970-1969	6.4 Liters 390 CID V8 Optional	24	34-PC1500T	Yes	1
1970	6.4 Liters 390 CID V8	24	34-PC1500T	Yes	1
1969	6.4 Liters 390 CID V8	27	34-PC1500T	Yes	1
1969	5.6 Liters 343 CID V8 Optional	24	34-PC1500T	Yes	1
1969	5.6 Liters 343 CID V8	27	34-PC1500T	Yes	1
1969	4.8 Liters 290 CID V8	22F	PC1200MJT		4
1968	6.4 Liters 390 CID V8 AC	24	34-PC1500T	Yes	1
1968	6.4 Liters 390 CID V8 Optional	24H	34-PC1500T	Yes	1
1968	5.6 Liters 343 CID V8 AC	24	34-PC1500T	Yes	1

Year, Make & Model	Engine, Liter & Options	BCI Group Size	ODYSSEY® Battery Model	Height Adapter	Notes
<b>American Motors Javelin (ctd)</b>					
1968	5.6 Liters 343 CID V8 Optional	24H	34-PC1500T	Yes	1
1968	4.8 Liters 290 CID V8	24	34-PC1500T	Yes	1
1968	3.8 Liters 232 CID L6	24	34-PC1500T	Yes	1
<b>American Motors Marlin</b>					
1967	5.6 Liters 343 CID V8	24	34-PC1500T	Yes	1
1967	4.8 Liters 290 CID V8	24	34-PC1500T	Yes	1
1967-1966	3.3 Liters 199 CID L6	24	34-PC1500T	Yes	1
1967-1965	3.8 Liters 232 CID L6	24	34-PC1500T	Yes	1
1966-1965	5.4 Liters 327 CID V8	24	34-PC1500T	Yes	1
1966-1965	4.7 Liters 287 CID V8	24	34-PC1500T	Yes	1
<b>American Motors Matador</b>					
1978-1971	5.9 Liters 360 CID V8	24	34-PC1500T	Yes	1
1978-1971	5.9 Liters 360 CID V8 Optional	24	34-PC1500T	Yes	1
1978-1971	4.2 Liters 258 CID L6	22F	PC1200MJT		4
1978	4.2 Liters 258 CID L6 Optional	24	34-PC1500T	Yes	1
1977-1971	5.0 Liters 304 CID V8	22F	PC1200MJT		4
1976-1971	6.6 Liters 401 CID V8	24	34-PC1500T	Yes	1
1974-1971	6.6 Liters 401 CID V8 Optional	24	34-PC1500T	Yes	1
1974-1971	3.8 Liters 232 CID L6	22F	PC1200MJT		4
<b>American Motors Pacer</b>					
1980-1975	4.2 Liters 258 CID L6	22F	PC1200MJT		4
1980	4.2 Liters 258 CID L6 Optional	56	PC925MJT		2
1979	5.0 Liters 304 CID V8	54	PC925MJT		2
1979	5.0 Liters 304 CID V8 Optional	56	PC925MJT		2
1979-1975	4.2 Liters 258 CID L6 Optional	24	34-PC1500T	Yes	1
1978	5.0 Liters 304 CID V8	22F	PC1200MJT		4
1978	5.0 Liters 304 CID V8 Optional	22F	PC1200MJT		4
1978-1975	3.8 Liters 232 CID L6 Optional	24	34-PC1500T	Yes	1
1978-1975	3.8 Liters 232 CID L6	22F	PC1200MJT		4
<b>American Motors Rambler</b>					
1969	6.4 Liters 390 CID V8	27	34-PC1500T	Yes	1
1969	4.8 Liters 290 CID V8 Optional	24	34-PC1500T	Yes	1
1969	4.8 Liters 290 CID V8	22F	PC1200MJT		4
1969	3.8 Liters 232 CID L6 Optional	24	34-PC1500T	Yes	1
1969	3.8 Liters 232 CID L6	22F	PC1200MJT		4
1969	3.3 Liters 199 CID L6	24	34-PC1500T	Yes	1
1969	3.3 Liters 199 CID L6 Optional	24	34-PC1500T	Yes	1
1969	3.3 Liters 199 CID L6	22F	PC1200MJT		4
1960-1958	3.2 Liters 196 CID L6	24	34-PC1500T	Yes	1
<b>American Motors Rebel</b>					
1970	6.4 Liters 390 CID V8	24	34-PC1500T	Yes	1
1970-1969	6.4 Liters 390 CID V8 Optional	24	34-PC1500T	Yes	1
1970	5.9 Liters 360 CID V8	24	34-PC1500T	Yes	1
1970	5.9 Liters 360 CID V8 Optional	24	34-PC1500T	Yes	1
1970	5.0 Liters 304 CID V8	22F	PC1200MJT		4
1970-1967	3.8 Liters 232 CID L6	22F	PC1200MJT		4
1969	6.4 Liters 390 CID V8	27	34-PC1500T	Yes	1
1969-1968	5.6 Liters 343 CID V8 Optional	24	34-PC1500T	Yes	1
1969-1967	5.6 Liters 343 CID V8	27	34-PC1500T	Yes	1
1969	5.1 Liters 309 CID V8	24	34-PC1500T	Yes	1
1969-1967	4.8 Liters 290 CID V8	22F	PC1200MJT		4
1967	3.3 Liters 199 CID L6	22F	PC1200MJT		4
1966	3.3 Liters 199 CID L6	24	34-PC1500T	Yes	1
1961-1958	4.1 Liters 250 CID V8	24	34-PC1500T	Yes	1

1. Installation requires optional height adapter. Additional cable may be required.
2. Installation requires battery to be placed on its side to dimensionally fit. Vehicle battery restraint(s) may require modification.
3. Installation requires reverse mounting orientation for correct terminal polarity
4. Vehicle battery restraint(s) may require modification.
5. Installation requires additional interbattery cables for parallel connections.
6. If vehicle as Intelligent Key option, then use 34R-PC1500T with the optional height adapter. Additional cable may be required.
7. If vehicle as Intelligent key option, then use 35-PC1400T

Year, Make & Model	Engine, Liter & Options	BCI Group Size	ODYSSEY® Battery Model	Height Adapter	Notes
<b>American Motors Rogue</b>					
1967	5.6 Liters 343 CID V8	24	34-PC1500T	Yes	1
1967	3.8 Liters 232 CID L6	24	34-PC1500T	Yes	1
1967	3.3 Liters 199 CID L6	24	34-PC1500T	Yes	1
<b>American Motors Spirit</b>					
1983-1981	4.2 Liters 258 CID L6 Optional	56	PC925MJT		2
1983-1981	4.2 Liters 258 CID L6	54	PC925MJT		2
1982-1980	2.5 Liters 151 CID L4 Optional	56	PC925MJT		2
1982-1980	2.5 Liters 151 CID L4	55	PC925MJT		2
1980	4.2 Liters 258 CID L6	56	PC925MJT		2
1979	5.0 Liters 304 CID V8 Optional	24	34-PC1500T	Yes	1
1979	5.0 Liters 304 CID V8	54	PC925MJT		2
1979	4.2 Liters 258 CID L6 Optional	24	34-PC1500T	Yes	1
1979	4.2 Liters 258 CID L6	22F	PC1200MJT		4
1979	3.8 Liters 232 CID L6 Optional	24	34-PC1500T	Yes	1
1979	3.8 Liters 232 CID L6	22F	PC1200MJT		4
1979	2.0 Liters 121 CID L4	55	PC925MJT		2
1979	2.0 Liters 121 CID L4 Optional	56	PC925MJT		2
<b>American Motors Super Six</b>					
1962-1961	3.2 Liters 196 CID L6	24	34-PC1500T	Yes	1
<b>Aston Martin DB6</b>					
1970-1965	4.0 Liters 3995 CC 244 CID L6	24	34-PC1500T	Yes	1
<b>Aston Martin DB7</b>					
2004-2000	6.0 Liters 5935 CC V12	48	PC1220		4
1998-1997	3.2 Liters 3239 CC L6	48	PC1220		4
<b>Aston Martin DB9</b>					
2009-2005	6.0 Liters 5935 CC V12	49	PC1350		4
<b>Aston Martin DBS</b>					
2009-2008	6.0 Liters 5935 CC V12	49	PC1350		4
1971-1967	4.0 Liters 3995 CC 244 CID L6	24	34-PC1500T	Yes	1
<b>Aston Martin Lagonda</b>					
1989-1977	5.3 Liters 5340 CC 326 CID V8	24	34-PC1500T	Yes	1
<b>Aston Martin V-8</b>					
1989-1972	5.3 Liters 5340 CC 326 CID V8	24	34-PC1500T	Yes	1
<b>Aston Martin V8 Vantage</b>					
2009	4.7 Liters 4735 CC 289 CID V8	49	PC1350		4
2008-2006	4.3 Liters 4282 CC 261 CID V8	49	PC1350		4
<b>Aston Martin Vanquish</b>					
2006-2002	6.0 Liters 5935 CC V12	49	PC1350		4
<b>Aston Martin Virage</b>					
1994-1989	5.3 Liters 5340 CC V8	24	34-PC1500T	Yes	1
<b>Aston Martin Zagato</b>					
1988-1987	5.3 Liters 5340 CC V8	24	34-PC1500T	Yes	1
<b>Asuna GT</b>					
1993	1.6 Liters 1588 CC 98 CID L4	N/A	N/A		
<b>Asuna SE</b>					
1993	1.6 Liters 1588 CC 98 CID L4	N/A	N/A		
<b>Asuna Sunfire</b>					
1993	1.8 Liters 1788 CC 110 CID L4	35	35-PC1400T		
<b>Asuna Sunrunner</b>					
1993	1.6 Liters 1588 CC 98 CID L4	26	PC1200LMJT		4
1992	1.6 Liters 1588 CC 98 CID L4	N/A	N/A		
<b>Asuna Virage</b>					
1993	1.6 Liters 1588 CC 98 CID L4	N/A	N/A		

Year, Make & Model	Engine, Liter & Options	BCI Group Size	ODYSSEY® Battery Model	Height Adapter	Notes
<b>Audi 100</b>					
1994-1992	2.8 Liters 2771 CC V6	41	PC1200MJT		4
1994-1992	2.8 Liters 2771 CC V6 Optional	41	PC1200MJT		4
1991-1990	2.3 Liters 2309 CC L5 Optional	41	PC1200MJT		4
1991-1989	2.3 Liters 2309 CC L5	41	PC1200MJT		4
<b>Audi 100 Quattro</b>					
1994-1992	2.8 Liters 2771 CC V6	41	PC1200MJT		4
1994-1992	2.8 Liters 2771 CC V6 Optional	41	PC1200MJT		4
1992	2.8 Liters 2771 CC V6	48	PC1220		4
1991-1990	2.3 Liters 2309 CC L5 Optional	41	PC1200MJT		4
1991-1989	2.3 Liters 2309 CC L5	41	PC1200MJT		4
<b>Audi 100 Series</b>					
1977-1975	1.9 Liters 1871 CC L4	42	PC1200MJT		4
1971	1.8 Liters 1760 CC L4	42	PC1200MJT		4
<b>Audi 200</b>					
1991-1989	2.2 Liters 2226 CC L5	41	PC1200MJT		4
<b>Audi 200 Quattro</b>					
1991-1989	2.2 Liters 2226 CC L5	41	PC1200MJT		4
<b>Audi 4000</b>					
1987-1984	1.8 Liters 1780 CC L4 Canada	41	PC1200MJT		4
1987-1984	1.8 Liters 1780 CC L4 U.S.	42	PC1200MJT		4
1986	2.2 Liters 2226 CC L5	41	PC1200MJT		4
1985	2.2 Liters 2226 CC L5	42	PC1200MJT		4
1984	2.2 Liters 2144 CC L5	41	PC1200MJT		4
1983-1982	2.2 Liters 2144 CC L5	48	PC1220		4
1983-1982	1.6 Liters 1588 CC 97 CID L4 Diesel	49	PC1350		4
1983-1981	1.7 Liters 1715 CC L4 Canada	41	PC1200MJT		4
1983-1981	1.7 Liters 1715 CC L4 U.S.	42	PC1200MJT		4
1981	2.2 Liters 2144 CC L5 Optional	41	PC1200MJT		4
1981	2.2 Liters 2144 CC L5	42	PC1200MJT		4
1981	1.7 Liters 1715 CC L4 AC	42	PC1200MJT		4
1980	2.2 Liters 2144 CC L5 Canada	41	PC1200MJT		4
1980	2.2 Liters 2144 CC L5 AC	42	PC1200MJT		4
1980	2.2 Liters 2144 CC L5 U.S.	42	PC1200MJT		4
1980	1.6 Liters 1588 CC 97 CID L4 Canada	41	PC1200MJT		4
1980	1.6 Liters 1588 CC 97 CID L4 AC	42	PC1200MJT		4
1980	1.6 Liters 1588 CC 97 CID L4 U.S.	42	PC1200MJT		4
<b>Audi 4000 Quattro</b>					
1986-1984	2.2 Liters 2226 CC L5	41	PC1200MJT		4
1987	2.2 Liters 2226 CC L5 Quattro	49	PC1350		4
<b>Audi 5000</b>					
1988-1987	2.3 Liters 2309 CC L5	41	PC1200MJT		4
1988-1985	2.2 Liters 2226 CC L5	41	PC1200MJT		4
1986	2.2 Liters 2226 CC L5	48	PC1220		4
1985-1978	2.2 Liters 2144 CC L5	41	PC1200MJT		4
1985-1981	2.0 Liters 1986 CC L5 Diesel	49	PC1350		4
1983-1982	2.2 Liters 2144 CC L5	48	PC1220		4
1981-1979	2.0 Liters 1986 CC L5	41	PC1200MJT		4
<b>Audi 5000 Quattro</b>					
1988-1987	2.3 Liters 2309 CC L5	41	PC1200MJT		4
1988-1986	2.2 Liters 2226 CC L5	41	PC1200MJT		4

1. Installation requires optional height adapter. Additional cable may be required.
2. Installation requires battery to be placed on its side to dimensionally fit. Vehicle battery restraint(s) may require modification.
3. Installation requires reverse mounting orientation for correct terminal polarity
4. Vehicle battery restraint(s) may require modification.
5. Installation requires additional interbattery cables for parallel connections.
6. If vehicle as Intelligent Key option, then use 34R-PC1500T with the optional height adapter. Additional cable may be required.
7. If vehicle as Intelligent key option, then use 35-PC1400T



Year, Make & Model	Engine, Liter & Options	BCI Group Size	ODYSSEY® Battery Model	Height Adapter	Notes
<b>Audi 80</b>					
1992-1991	2.3 Liters 2309 CC L5	41	PC1200MJT		4
1992-1991	2.3 Liters 2309 CC L5 Optional	41	PC1200MJT		4
1990-1988	2.0 Liters 1983 CC L4	41	PC1200MJT		4
1990	2.0 Liters 1983 CC L4 Optional	41	PC1200MJT		4
<b>Audi 80 Quattro</b>					
1992-1988	2.3 Liters 2309 CC L5	41	PC1200MJT		4
<b>Audi 90</b>					
1995-1993	2.8 Liters 2771 CC V6	41	PC1200MJT		4
1991-1988	2.3 Liters 2309 CC L5	41	PC1200MJT		4
1988	2.0 Liters 1983 CC L4	41	PC1200MJT		4
<b>Audi 90 Quattro</b>					
1995-1993	2.8 Liters 2771 CC V6	41	PC1200MJT		4
1991-1988	2.3 Liters 2309 CC L5	41	PC1200MJT		4
<b>Audi A3</b>					
2010-2006	2.0 Liters 1984 CC 121 CID L4	48	PC1220		4
2009-2006	3.2 Liters 3189 CC 195 CID V6	48	PC1220		4
2010	2.0 Liters 1968 CC 120 CID L4 Diesel	49	PC1350		4
<b>Audi A4</b>					
2010-2007	2.0 Liters 1984 CC 121 CID L4	94R	PC1220		4
2008	3.2 Liters 3123 CC V6	49	PC1350		4
2006	3.2 Liters 3123 CC V6	94R	PC1220		4
2006-2005	2.0 Liters 1984 CC 121 CID L4	48	PC1220		4
2006-1997	1.8 Liters 1781 CC L4	48	PC1220		4
2005-2002	3.0 Liters 2976 CC V6	94R	PC1220		4
2001-1996	2.8 Liters 2771 CC V6	48	PC1220		4
<b>Audi A4 Quattro</b>					
2010	2.0 Liters 1984 CC 121 CID L4	49	PC1350		4
2009-2007	3.2 Liters 3123 CC V6	49	PC1350		4
2009-2007	2.0 Liters 1984 CC 121 CID L4	94R	PC1220		4
2006-2005	3.2 Liters 3123 CC V6	94R	PC1220		4
2006-2005	2.0 Liters 1984 CC 121 CID L4	48	PC1220		4
2006-2002	3.0 Liters 2976 CC V6	94R	PC1220		4
2005-1997	1.8 Liters 1781 CC L4	48	PC1220		4
2001-1996	2.8 Liters 2771 CC V6	48	PC1220		4
<b>Audi A5 Quattro</b>					
2010-2008	3.2 Liters 3123 CC V6	49	PC1350		4
<b>Audi A6</b>					
2010-2006	3.2 Liters 3123 CC V6	49	PC1350		4
2004-2002	3.0 Liters 2976 CC V6	94R	PC1220		4
2001-1999	2.8 Liters 2771 CC V6	48	PC1220		4
1998-1995	2.8 Liters 2771 CC V6	41	PC1200MJT		4
<b>Audi A6 Quattro</b>					
2010-2009	3.0 Liters 2995 CC V6	49	PC1350		4
2010-2006	4.2 Liters 4163 CC V8	49	PC1350		4
2008-2005	3.2 Liters 3123 CC V6	49	PC1350		4
2005	4.2 Liters 4163 CC V8	94R	PC1220		4
2004-2002	3.0 Liters 2976 CC V6	94R	PC1220		4
2004-2000	4.2 Liters 4172 CC V8	49	PC1350		4
2004-2000	2.7 Liters 2671 CC V6 Turbo	94R	PC1220		4
2001-1999	2.8 Liters 2771 CC V6	48	PC1220		4
1998-1995	2.8 Liters 2771 CC V6	41	PC1200MJT		4
<b>Audi A8</b>					
1999-1997	3.7 Liters 3697 CC V8	49	PC1350		4

Year, Make & Model	Engine, Liter & Options	BCI Group Size	ODYSSEY® Battery Model	Height Adapter	Notes
<b>Audi A8 Quattro</b>					
2010-2008	4.2 Liters 4163 CC V8	49	PC1350		4
2009-2007	6.0 Liters 5998 CC W12	95R	PC1350		4
2007	4.2 Liters 4163 CC V8	95R	PC1350		4
2006-2005	6.0 Liters 5998 CC W12	49	PC1350		4
2006-1997	4.2 Liters 4172 CC V8	49	PC1350		4
<b>Audi Allroad Quattro</b>					
2005-2004	2.7 Liters 2671 CC V6 Turbo	94R	PC1220		4
2005-2003	4.2 Liters 4172 CC V8	49	PC1350		4
2002-2001	2.7 Liters 2671 CC V6	94R	PC1220		4
2003	2.7 Liters 2671 CC V6	49	PC1350		4
<b>Audi Cabriolet</b>					
1998-1994	2.8 Liters 2771 CC V6	41	PC1200MJT		4
<b>Audi Coupe</b>					
1987	2.3 Liters 2309 CC L5	41	PC1200MJT		4
1987-1986	2.2 Liters 2226 CC L5	41	PC1200MJT		4
1985-1984	2.2 Liters 2226 CC L5	48	PC1220		4
1984-1983	2.2 Liters 2144 CC L5	48	PC1220		4
1982	2.2 Liters 2144 CC L5	41	PC1200MJT		4
1981	2.2 Liters 2144 CC L5	48	PC1220		4
<b>Audi Coupe Quattro</b>					
1991-1990	2.3 Liters 2309 CC L5	41	PC1200MJT		4
<b>Audi Fox</b>					
1979-1975	1.6 Liters 1588 CC 97 CID L4 Optional	42	PC1200MJT		4
1979-1975	1.6 Liters 1588 CC 97 CID L4	42	PC1200MJT		4
1974-1974	1.5 Liters 1471 CC L4 Optional	42	PC1200MJT		4
1974-1973	1.5 Liters 1471 CC L4	42	PC1200MJT		4
<b>Audi Q5</b>					
2010-2009	3.2 Liters 3123 CC V6	48	PC1220		4
<b>Audi Q7</b>					
2010-2007	4.2 Liters 4163 CC V8	49	PC1350		4
2010-2007	3.6 Liters 3597 CC 219 CID V6	49	PC1350		4
2010	3.0 Liters 2967 CC 181 CID V6 Diesel	95R	PC1350		4
<b>Audi Quattro</b>					
1985-1983	2.2 Liters 2144 CC L5	48	PC1220		4
<b>Audi R8</b>					
2010	5.2 Liters 5204 CC V10	95R	PC1350		4
2010-2008	4.2 Liters 4163 CC V8	95R	PC1350		4
<b>Audi RS4</b>					
2008-2007	4.2 Liters 4172 CC V8	49	PC1350		4
<b>Audi RS6</b>					
2004-2003	4.2 Liters 4172 CC V8	49	PC1350		4
<b>Audi S4</b>					
2010	3.0 Liters 2995 CC V6	49	PC1350		4
2009	4.2 Liters 4163 CC V8	49	PC1350		4
2008-2004	4.2 Liters 4172 CC V8	49	PC1350		4
2006	4.2 Liters 4172 CC V8	94R	PC1220		4
2002	2.7 Liters 2671 CC V6 Turbo	94R	PC1220		4
2001-2000	2.7 Liters 2671 CC V6	48	PC1220		4
1994-1993	2.2 Liters 2226 CC L5 Turbo	41	PC1200MJT		4
1992	2.2 Liters 2226 CC L5	N/A	N/A		

1. Installation requires optional height adapter. Additional cable may be required.
2. Installation requires battery to be placed on its side to dimensionally fit. Vehicle battery restraint(s) may require modification.
3. Installation requires reverse mounting orientation for correct terminal polarity
4. Vehicle battery restraint(s) may require modification.
5. Installation requires additional interbattery cables for parallel connections.
6. If vehicle as Intelligent Key option, then use 34R-PC1500T with the optional height adapter. Additional cable may be required.
7. If vehicle as Intelligent key option, then use 35-PC1400T

Year, Make & Model	Engine, Liter & Options	BCI Group Size	ODYSSEY® Battery Model	Height Adapter	Notes
<b>Audi S5</b>					
2010-2009	4.2 Liters 4163 CC V8	49	PC1350		4
2010	3.0 Liters 2995 CC V6	49	PC1350		4
2008	4.2 Liters 4172 CC V8	49	PC1350		4
<b>Audi S6</b>					
2010-2007	5.2 Liters 5204 CC V10	95R	PC1350		4
2003-2002	4.2 Liters 4172 CC V8	49	PC1350		4
1997-1995	2.2 Liters 2226 CC L5	41	PC1200MJT		4
<b>Audi S8</b>					
2009-2007	5.2 Liters 5204 CC V10	95R	PC1350		4
2003-2001	4.2 Liters 4172 CC V8	49	PC1350		4
<b>Audi Super 90</b>					
1972-1970	1.8 Liters 1760 CC L4	42	PC1200MJT		4
<b>Audi TT</b>					
2009-2008	2.0 Liters 1984 CC 121 CID L4	47	PC1200MJT		4
2006-2000	1.8 Liters 1781 CC L4	47	PC1200MJT		4
<b>Audi TT Quattro</b>					
2010-2009	2.0 Liters 1984 CC 121 CID L4	47	PC1200MJT		4
2009-2008	3.2 Liters 3189 CC 195 CID V6	94R	PC1220		4
2005-2004	3.2 Liters 3189 CC 195 CID V6	47	PC1200MJT		4
2002-2000	1.8 Liters 1781 CC L4	47	PC1200MJT		4
<b>Audi V8 Quattro</b>					
1994-1992	4.2 Liters 4172 CC V8	41	PC1200MJT		4
1991-1990	3.6 Liters 3562 CC V8	41	PC1200MJT		4
<b>Austin A35</b>					
1959-1957	0.9 Liters 948 CC 58 CID L4	N/A	N/A		
<b>Austin A40</b>					
1962-1960	0.9 Liters 948 CC 58 CID L4	N/A	N/A		
1959-1958	0.9 Liters 948 CC 58 CID L4	29H	25-PC1400T		
<b>Austin America</b>					
1972-1970	1.3 Liters 1275 CC 78 CID L4	22NF	PC1200MJT		4
1969-1968	1.3 Liters 1275 CC 78 CID L4 Special 12-volt: 10 x 5 1/2 x 9 1/8, assembly No.	22NF	PC1200MJT		4
<b>Austin Atlantic</b>					
1952-1950	2.7 Liters 2660 CC 162 CID L4	N/A	N/A		
<b>Austin Cambridge</b>					
1964-1962	1.6 Liters 1622 CC 99 CID L4	N/A	N/A		
1961-1955	1.5 Liters 1489 CC 91 CID L4	N/A	N/A		
<b>Austin Countryman</b>					
1954	1.2 Liters 1200 CC 73 CID L4	N/A	N/A		
1952-1950	1.2 Liters 1200 CC 73 CID L4	N/A	N/A		
<b>Austin Devon</b>					
1951-1950	1.2 Liters 1200 CC 73 CID L4	N/A	N/A		
<b>Austin Healey 100-6</b>					
1960-1956	2.6 Liters 161 CID L6	24	34-PC1500T	Yes	1
1960-1956	2.6 Liters 161 CID L6 2-Seater (ex. Sprite)	18LF	N/A		
<b>Austin Healey 3000</b>					
1967-1959	2.9 Liters 178 CID L6 4-Seater	27	34-PC1500T	Yes	1
1963-1959	2.9 Liters 178 CID L6 2-Seater (ex. Sprite)	18LF	N/A		
<b>Austin Healey Sprite</b>					
1970-1967	1.3 Liters 1275 CC 78 CID L4	24	34-PC1500T	Yes	1
1966-1962	1.1 Liters 1100 CC 67 CID L4	24	34-PC1500T	Yes	1

Year, Make & Model	Engine, Liter & Options	BCI Group Size	ODYSSEY® Battery Model	Height Adapter	Notes
<b>Austin Hereford</b>					
1951	2.2 Liters 2199 CC 134 CID L4	N/A	N/A		
<b>Austin Mini</b>					
1966-1960	0.9 Liters 848 CC 52 CID L4	24	34-PC1500T	Yes	1
<b>Austin Mini Cooper</b>					
1969-1965	1.0 Liters 997 CC 61 CID L4	N/A	N/A		
1969-1964	1.3 Liters 1275 CC 78 CID L4	24	34-PC1500T	Yes	1
1966-1965	0.9 Liters 997 CC 52 CID L4	24	34-PC1500T	Yes	1
1964	1.1 Liters 1071 CC 65 CID L4	24	34-PC1500T	Yes	1
1964-1962	1.0 Liters 997 CC 61 CID L4	24	34-PC1500T	Yes	1
1964	1.0 Liters 970 CC 59 CID L4	N/A	N/A		
<b>Austin Mini Moke</b>					
1966	0.8 Liters 848 CC 52 CID L4	N/A	N/A		
<b>Austin Princess</b>					
1966-1963	3.9 Liters 3904 CC 239 CID L6	N/A	N/A		
<b>Austin Seven</b>					
1954-1953	0.8 Liters 803 CC 49 CID L4	N/A	N/A		
<b>Austin Sheerline</b>					
1952-1950	4.0 Liters 3993 CC 243 CID L6	N/A	N/A		
<b>Austin Somerset</b>					
1954-1952	1.2 Liters 1200 CC 73 CID L4	N/A	N/A		
<b>Austin Sports</b>					
1953-1951	1.2 Liters 1200 CC 73 CID L4	N/A	N/A		
<b>Austin Westminster</b>					
1961-1960	2.9 Liters 2912 CC 178 CID L6	N/A	N/A		
1957-1955	2.6 Liters 2639 CC 161 CID L6	N/A	N/A		
<b>Avanti Avanti</b>					
2007-2005	4.6 Liters 281 CID V8	96R	PC1200MJT		4
<b>Avanti II</b>					
2003-2001	5.7 Liters 350 CID V8	N/A	N/A		
1991-1988	5.0 Liters 305 CID V8	N/A	N/A		
<b>Bentley Arnage</b>					
2009	6.8 Liters 6748 CC V8 Auxiliary - Left Side	34	34-PC1500T		
2009	6.8 Liters 6748 CC V8 Primary Battery - Right Side	91	PC1200MJT		4
2008	6.8 Liters 6748 CC V8 Main Battery - Left Side	34	34-PC1500T		
2008	6.8 Liters 6748 CC V8 Starting Battery - Right Side	91	PC1200MJT		4
2007-2006	6.8 Liters 6748 CC V8	91	PC1200MJT		4
2005-2000	6.7 Liters 6748 CC V8	91	PC1200MJT		4
2001-1999	4.4 Liters 4398 CC V8	91	PC1200MJT		4
<b>Bentley Azure</b>					
2009	6.8 Liters 6748 CC V8 Auxiliary - Left Side	34	34-PC1500T		
2009	6.8 Liters 6748 CC V8 Primary Battery - Right Side	91	PC1200MJT		4
2008	6.8 Liters 6748 CC V8 Main Battery - Left Side	34	34-PC1500T		
2008	6.8 Liters 6748 CC V8 Starting Battery - Right Side	91	PC1200MJT		4
2006	6.8 Liters 6748 CC V8	91	PC1200MJT		4
2003-1996	6.7 Liters 6748 CC V8	91	PC1200MJT		4

1. Installation requires optional height adapter. Additional cable may be required.
2. Installation requires battery to be placed on its side to dimensionally fit. Vehicle battery restraint(s) may require modification.
3. Installation requires reverse mounting orientation for correct terminal polarity.
4. Vehicle battery restraint(s) may require modification.
5. Installation requires additional interbattery cables for parallel connections.
6. If vehicle as Intelligent Key option, then use 34R-PC1500T with the optional height adapter. Additional cable may be required.
7. If vehicle as Intelligent key option, then use 35-PC1400T

Year, Make & Model	Engine, Liter & Options	BCI Group Size	ODYSSEY® Battery Model	Height Adapter	Notes
<b>Bentley Brooklands</b>					
2009	6.8 Liters 6748 CC V8 Auxiliary - Left Side	34	34-PC1500T		
2009	6.8 Liters 6748 CC V8 Primary Battery - Right Side	91	PC1200MJT		4
2008	6.8 Liters 6748 CC V8 Main Battery - Left Side	34	34-PC1500T		
2008	6.8 Liters 6748 CC V8 Starting Battery - Right Side	91	PC1200MJT		4
1998-1993	6.7 Liters 6748 CC V8	91	PC1200MJT		4
<b>Bentley Continental</b>					
2009	6.0 Liters 5998 CC 366 CID W12 Auxiliary - Left Side	49	PC1350		4
2009	6.0 Liters 5998 CC 366 CID W12 Primary Battery - Right Side	47	PC1200MJT		4
2008-2004	6.0 Liters 5998 CC 366 CID W12 Main Battery - Left Side	49	PC1350		4
2008-2004	6.0 Liters 5998 CC 366 CID W12 Starting Battery - Right Side	47	PC1200MJT		4
2003-1998	6.7 Liters 6748 CC V8	24	34-PC1500T	Yes	1
2003	6.0 Liters 5998 CC 366 CID W12	24	34-PC1500T	Yes	1
1997	6.8 Liters 6750 CC V8	24	34-PC1500T	Yes	1
1996-1988	6.7 Liters 6748 CC V8	24	34-PC1500T	Yes	1
<b>Bentley Eight</b>					
1991-1988	6.7 Liters 6748 CC V8	24	34-PC1500T	Yes	1
<b>Bentley Mulsanne</b>					
1992-1988	6.7 Liters 6748 CC V8	24	34-PC1500T	Yes	1
<b>Bentley Turbo R</b>					
1998-1989	6.7 Liters 6748 CC V8	48	PC1220		4
1988	6.8 Liters 6750 CC V8	48	PC1220		4
<b>Bertone X-1/9</b>					
1989-1988	1.5 Liters 1498 CC L4	N/A	N/A		
<b>BMW 128i</b>					
2010-2009	3.0 Liters 2996 CC L6	48	PC1220		4
2008	3.0 Liters 2996 CC L6	47	PC1200MJT		4
<b>BMW 135i</b>					
2010-2008	3.0 Liters 2979 CC L6	47	PC1200MJT		4
2010-2008	3.0 Liters 2979 CC L6 Optional	94R	PC1220		4
<b>BMW 1600</b>					
1971-1967	1.6 Liters 1573 CC L4	42	PC1200MJT		4
<b>BMW 1600ti</b>					
1968	1.6 Liters 1573 CC L4	42	PC1200MJT		4
<b>BMW 1602</b>					
1971-1968	1.6 Liters 1573 CC L4	22F	PC1200MJT		4
1967	1.6 Liters 1573 CC L4	19L	N/A		
<b>BMW 1800</b>					
1971-1968	1.8 Liters 1766 CC 107 CID L4	42	PC1200MJT		4
<b>BMW 1800 (ctd)</b>					
1967-1966	1.8 Liters 1766 CC 107 CID L4	61	PC925MJT		2
1965-1963	1.8 Liters 1766 CC 107 CID L4	19L	N/A		
<b>BMW 1800ti</b>					
1965-1964	1.8 Liters 1766 CC 107 CID L4	19L	N/A		

Year, Make & Model	Engine, Liter & Options	BCI Group Size	ODYSSEY® Battery Model	Height Adapter	Notes
<b>BMW 1802</b>					
1971	1.8 Liters 1766 CC 107 CID L4	42	PC1200MJT		4
<b>BMW 2.8 Bavaria</b>					
1971	2.8 Liters 2788 CC L6	42	PC1200MJT		4
<b>BMW 2000</b>					
1972-1966	2.0 Liters 1990 CC 121 CID L4	42	PC1200MJT		4
<b>BMW 2000c</b>					
1970-1968	2.0 Liters 1990 CC 121 CID L4	22F	PC1200MJT		4
1967-1965	2.0 Liters 1990 CC 121 CID L4	N/A	N/A		
<b>BMW 2000cs</b>					
1970-1968	2.0 Liters 1990 CC 121 CID L4	22F	PC1200MJT		4
1967-1965	2.0 Liters 1990 CC 121 CID L4	N/A	N/A		
<b>BMW 2000ti</b>					
1971-1968	2.0 Liters 1990 CC 121 CID L4	42	PC1200MJT		4
1967-1966	2.0 Liters 1990 CC 121 CID L4	N/A	N/A		
<b>BMW 2000tii</b>					
1972-1968	2.0 Liters 1990 CC 121 CID L4	42	PC1200MJT		4
<b>BMW 2002</b>					
1976-1966	2.0 Liters 1990 CC 121 CID L4	42	PC1200MJT		4
<b>BMW 2002ti</b>					
1971-1968	2.0 Liters 1990 CC 121 CID L4	42	PC1200MJT		4
<b>BMW 2002tii</b>					
1974-1971	2.0 Liters 1990 CC 121 CID L4	42	PC1200MJT		4
<b>BMW 2500</b>					
1971-1968	2.5 Liters 2494 CC 152 CID L6	22F	PC1200MJT		4
<b>BMW 2600</b>					
1963-1961	2.6 Liters 2580 CC 157 CID V8	N/A	N/A		
<b>BMW 2800</b>					
1974-1968	2.8 Liters 2788 CC L6	22F	PC1200MJT		4
<b>BMW 2800CS</b>					
1971-1968	2.8 Liters 2788 CC L6	22F	PC1200MJT		4
<b>BMW 3.0CS</b>					
1974-1971	3.0 Liters 2985 CC L6	22F	PC1200MJT		4
<b>BMW 3.0CSi</b>					
1974-1971	3.0 Liters 2985 CC L6	22F	PC1200MJT		4
<b>BMW 3.0CSL</b>					
1971	3.0 Liters 2985 CC L6	22F	PC1200MJT		4
<b>BMW 3.0S</b>					
1974-1971	3.0 Liters 2985 CC L6	22F	PC1200MJT		4
<b>BMW 3.0Si</b>					
1976-1975	3.0 Liters 2985 CC L6	22F	PC1200MJT		4
1971	3.0 Liters 2985 CC L6	22F	PC1200MJT		4
<b>BMW 318i</b>					
1998-1996	1.9 Liters 1895 CC L4	91	PC1200MJT		4
1997-1996	1.9 Liters 1895 CC L4 Conv.	92	PC1200MJT		4
1995-1991	1.8 Liters 1796 CC L4	91	PC1200MJT		4
1985-1984	1.8 Liters 1766 CC 107 CID L4 Optional	42	PC1200MJT		4
1985-1984	1.8 Liters 1766 CC 107 CID L4	91	PC1200MJT		4
<b>BMW 318is</b>					
1997-1996	1.9 Liters 1895 CC L4	91	PC1200MJT		4
1997-1996	1.9 Liters 1895 CC L4 Conv.	92	PC1200MJT		4
1995-1991	1.8 Liters 1796 CC L4	91	PC1200MJT		4

1. Installation requires optional height adapter. Additional cable may be required.
2. Installation requires battery to be placed on its side to dimensionally fit. Vehicle battery restraint(s) may require modification.
3. Installation requires reverse mounting orientation for correct terminal polarity
4. Vehicle battery restraint(s) may require modification.
5. Installation requires additional interbattery cables for parallel connections.
6. If vehicle as Intelligent Key option, then use 34R-PC1500T with the optional height adapter. Additional cable may be required.
7. If vehicle as Intelligent key option, then use 35-PC1400T



Year, Make & Model	Engine, Liter & Options	BCI Group Size	ODYSSEY® Battery Model	Height Adapter	Notes
<b>BMW 318ti</b>					
1999-1996	1.9 Liters 1895 CC L4	91	PC1200MJT		4
1995	1.8 Liters 1796 CC L4	91	PC1200MJT		4
<b>BMW 3200</b>					
1963-1961	3.2 Liters 3168 CC 193 CID V8	N/A	N/A		
<b>BMW 3200CS</b>					
1965-1964	3.2 Liters 3168 CC 193 CID V8	N/A	N/A		
<b>BMW 320i</b>					
2004-2002	2.2 Liters 2171 CC 132 CID L6	48	PC1220		4
2001	2.2 Liters 2171 CC 132 CID L6	91	PC1200MJT		4
1995-1994	2.0 Liters 1990 CC 121 CID L6	91	PC1200MJT		4
1992	2.0 Liters 1990 CC 121 CID L6	91	PC1200MJT		4
1983-1982	1.8 Liters 1766 CC 107 CID L4	90	PC1200MJT		4
1983	1.8 Liters 1766 CC 107 CID L4 Optional	42	PC1200MJT		4
1982	1.8 Liters 1766 CC 107 CID L4 Optional	47	PC1200MJT		4
1981-1980	1.8 Liters 1766 CC 107 CID L4	47	PC1200MJT		4
1979-1977	2.0 Liters 1990 CC 121 CID L4	47	PC1200MJT		4
<b>BMW 323Ci</b>					
2000	2.5 Liters 2494 CC 152 CID L6	94R	PC1220		4
<b>BMW 323i</b>					
2010-2008	2.5 Liters 2497 CC L6	94R	PC1220		4
2006	2.5 Liters 2497 CC L6	94R	PC1220		4
2000-1999	2.5 Liters 2494 CC 152 CID L6	94R	PC1220		4
1998	2.5 Liters 2494 CC 152 CID L6	91	PC1200MJT		4
1998	2.5 Liters 2494 CC 152 CID L6 Conv.	92	PC1200MJT		4
<b>BMW 323is</b>					
1999	2.5 Liters 2494 CC 152 CID L6	94R	PC1220		4
1998	2.5 Liters 2494 CC 152 CID L6	91	PC1200MJT		4
1998	2.5 Liters 2494 CC 152 CID L6 Conv.	92	PC1200MJT		4
<b>BMW 325</b>					
1988	2.7 Liters 2693 CC L6 Conv.	90	PC1200MJT		4
1988	2.7 Liters 2693 CC L6 ex. Conv.	91	PC1200MJT		4
1987-1986	2.7 Liters 2693 CC L6	91	PC1200MJT		4
1986	2.7 Liters 2693 CC L6 Optional	48	PC1220		4
<b>BMW 325Ci</b>					
2006	2.5 Liters 2494 CC 152 CID L6	48	PC1220		4
2005-2004	2.5 Liters 2494 CC 152 CID L6 SULEV	49	PC1350		4
2005-2001	2.5 Liters 2494 CC 152 CID L6	94R	PC1220		4
<b>BMW 325e</b>					
1987-1986	2.7 Liters 2693 CC L6 Optional	48	PC1220		4
1987-1984	2.7 Liters 2693 CC L6	91	PC1200MJT		4
1985-1984	2.7 Liters 2693 CC L6 Optional	47	PC1220		4
<b>BMW 325es</b>					
1987-1986	2.7 Liters 2693 CC L6 Optional	48	PC1220		4
1987-1986	2.7 Liters 2693 CC L6	91	PC1200MJT		4
<b>BMW 325i</b>					
2006	3.0 Liters 2996 CC L6	48	PC1220		4
2005-2004	2.5 Liters 2494 CC 152 CID L6 SULEV	49	PC1350		4

Year, Make & Model	Engine, Liter & Options	BCI Group Size	ODYSSEY® Battery Model	Height Adapter	Notes
<b>BMW 325i (ctd)</b>					
2005-2001	2.5 Liters 2494 CC 152 CID L6	94R	PC1220		4
1995-1992	2.5 Liters 2494 CC 152 CID L6 Conv.	92	PC1200MJT		4
1995-1992	2.5 Liters 2494 CC 152 CID L6 ex. Conv.	92	PC1200MJT		4
1991-1990	2.5 Liters 2494 CC 152 CID L6	91	PC1200MJT		4
1989-1988	2.5 Liters 2494 CC 152 CID L6 Conv.	90	PC1200MJT		4
1989-1988	2.5 Liters 2494 CC 152 CID L6 ex. Conv.	91	PC1200MJT		4
1987	2.5 Liters 2494 CC 152 CID L6 Optional	48	PC1220		4
1987	2.5 Liters 2494 CC 152 CID L6	91	PC1200MJT		4
<b>BMW 325is</b>					
1995-1992	2.5 Liters 2494 CC 152 CID L6 Conv.	92	PC1200MJT		4
1995-1992	2.5 Liters 2494 CC 152 CID L6 ex. Conv.	92	PC1200MJT		4
1991-1990	2.5 Liters 2494 CC 152 CID L6	91	PC1200MJT		4
1989-1988	2.5 Liters 2494 CC 152 CID L6 Conv.	90	PC1200MJT		4
1989-1988	2.5 Liters 2494 CC 152 CID L6 ex. Conv.	91	PC1200MJT		4
1987	2.5 Liters 2494 CC 152 CID L6 Optional	48	PC1220		4
1987	2.5 Liters 2494 CC 152 CID L6	91	PC1200MJT		4
<b>BMW 325iX</b>					
1991-1990	2.5 Liters 2494 CC 152 CID L6	91	PC1200MJT		4
1989-1988	2.5 Liters 2494 CC 152 CID L6 Conv.	90	PC1200MJT		4
1989-1988	2.5 Liters 2494 CC 152 CID L6 ex. Conv.	91	PC1200MJT		4
<b>BMW 325xi</b>					
2006	3.0 Liters 2996 CC L6	48	PC1220		4
2005-2004	2.5 Liters 2494 CC 152 CID L6 SULEV	49	PC1350		4
2005-2001	2.5 Liters 2494 CC 152 CID L6	94R	PC1220		4
<b>BMW 328i</b>					
2010-2009	3.0 Liters 2996 CC L6	94R	PC1220		4
2008-2007	3.0 Liters 2996 CC L6	95R	PC1350		4
2000-1999	2.8 Liters 2793 CC L6	94R	PC1220		4
1998-1996	2.8 Liters 2793 CC L6 Conv.	92	PC1200MJT		4
1998-1996	2.8 Liters 2793 CC L6	92	PC1200MJT		4
<b>BMW 328Ci</b>					
2000	2.8 Liters 2793 CC L6	94R	PC1220		4
<b>BMW 328i xDrive</b>					
2010-2009	3.0 Liters 2996 CC L6	94R	PC1220		4
<b>BMW 328is</b>					
1999-1996	2.8 Liters 2793 CC L6 Conv.	92	PC1200MJT		4
1998-1996	2.8 Liters 2793 CC L6	92	PC1200MJT		4
<b>BMW 328xi</b>					
2008-2007	3.0 Liters 2996 CC L6	94R	PC1220		4
<b>BMW 330Ci</b>					
2006	3.0 Liters 2979 CC L6	48	PC1220		4
2005-2001	3.0 Liters 2979 CC L6	94R	PC1220		4

1. Installation requires optional height adapter. Additional cable may be required.
2. Installation requires battery to be placed on its side to dimensionally fit. Vehicle battery restraint(s) may require modification.
3. Installation requires reverse mounting orientation for correct terminal polarity
4. Vehicle battery restraint(s) may require modification.
5. Installation requires additional interbattery cables for parallel connections.
6. If vehicle as Intelligent Key option, then use 34R-PC1500T with the optional height adapter. Additional cable may be required.
7. If vehicle as Intelligent key option, then use 35-PC1400T

Year, Make & Model	Engine, Liter & Options	BCI Group Size	ODYSSEY® Battery Model	Height Adapter	Notes
<b>BMW 330i</b>					
2006	3.0 Liters 2996 CC L6	48	PC1220		4
2005-2001	3.0 Liters 2979 CC L6	94R	PC1220		4
<b>BMW 330xi</b>					
2006	3.0 Liters 2996 CC L6	48	PC1220		4
2005-2001	3.0 Liters 2979 CC L6	94R	PC1220		4
<b>BMW 335d</b>					
2010-2009	3.0 Liters 2993 CC L6	49	PC1350		4
<b>BMW 335i</b>					
2010-2007	3.0 Liters 2979 CC L6	94R	PC1220		4
<b>BMW 335i xDrive</b>					
2010-2009	3.0 Liters 2979 CC L6	94R	PC1220		4
<b>BMW 335xi</b>					
2008	3.0 Liters 2979 CC L6	94R	PC1220		4
<b>BMW 501</b>					
1960-1955	2.6 Liters 2580 CC 157 CID V8	N/A	N/A		
1953-1952	2.0 Liters 1971 CC 120 CID L6	N/A	N/A		
<b>BMW 501A</b>					
1955	2.0 Liters 1971 CC 120 CID L6	N/A	N/A		
<b>BMW 501B</b>					
1955	2.0 Liters 1971 CC 120 CID L6	N/A	N/A		
<b>BMW 502</b>					
1961-1955	3.2 Liters 3168 CC 193 CID V8	N/A	N/A		
1961-1954	2.6 Liters 2580 CC 157 CID V8	N/A	N/A		
<b>BMW 503</b>					
1960-1956	3.2 Liters 3168 CC 193 CID V8	N/A	N/A		
<b>BMW 507</b>					
1960-1956	3.2 Liters 3168 CC 193 CID V8	N/A	N/A		
<b>BMW 524td</b>					
1986-1985	2.4 Liters 2443 CC L6 Optional	49	PC1350		4
1986-1985	2.4 Liters 2443 CC L6 Turbo Diesel	93	PC1700MJT		4
<b>BMW 525i</b>					
2007-2006	3.0 Liters 2996 CC L6	48	PC1220		4
2005-2002	2.5 Liters 2494 CC 152 CID L6	94R	PC1220		4
2005-2002	2.5 Liters 2494 CC 152 CID L6 Optional	49	PC1350		4
2004-2002	2.5 Liters 2494 CC 152 CID L6 Optional	95R	PC1350		4
2001	2.5 Liters 2494 CC 152 CID L6	49	PC1200MJT		4
1995-1993	2.5 Liters 2494 CC 152 CID L6 Optional	93	PC1700MJT		4
1995-1991	2.5 Liters 2494 CC 152 CID L6	92	PC1200MJT		4
1990-1989	2.5 Liters 2494 CC 152 CID L6 525i only	91	PC1200MJT		4
<b>BMW 525xi</b>					
2007-2006	3.0 Liters 2996 CC L6	48	PC1220		4
<b>BMW 528e</b>					
1988	2.7 Liters 2693 CC L6	93	PC1700MJT		4
1987-1986	2.7 Liters 2693 CC L6 Optional	48	PC1220		4
1987-1983	2.7 Liters 2693 CC L6	92	PC1200MJT		4
1985-1981	2.7 Liters 2693 CC L6 Optional	47	PC1200MJT		4
1982	2.7 Liters 2693 CC L6	90	PC1200MJT		4

Year, Make & Model	Engine, Liter & Options	BCI Group Size	ODYSSEY® Battery Model	Height Adapter	Notes
<b>BMW 528i</b>					
2010-2008	3.0 Liters 2996 CC L6	49	PC1350		4
2000-1997	2.8 Liters 2793 CC L6	49	PC1350		4
1980-1987	2.8 Liters 2788 CC L6	47	PC1200MJT		4
1981	2.8 Liters 2788 CC L6	91	PC1200MJT		4
1981	2.8 Liters 2788 CC L6 Optional	47	PC1200MJT		4
<b>BMW 528i xDrive</b>					
2010-2009	3.0 Liters 2996 CC L6	49	PC1350		4
<b>BMW 528xi</b>					
2008	3.0 Liters 2996 CC L6	49	PC1350		4
<b>BMW 530i</b>					
2007-2006	3.0 Liters 2996 CC L6	48	PC1220		4
2005-2002	3.0 Liters 2979 CC L6	94R	PC1220		4
2005-2002	3.0 Liters 2979 CC L6 Optional	49	PC1350		4
2004	3.0 Liters 2979 CC L6 Optional	95R	PC1350		4
2001	3.0 Liters 2979 CC L6	49	PC1200MJT		4
1995-1994	3.0 Liters 2997 CC V8	93	PC1700MJT		4
1978-1975	3.0 Liters 2985 CC L6	47	PC1200MJT		4
<b>BMW 530xi</b>					
2007-2006	3.0 Liters 2996 CC L6	48	PC1220		4
<b>BMW 533i</b>					
1984-1983	3.2 Liters 3210 CC L6 Optional	47	PC1200MJT		4
1984-1983	3.2 Liters 3210 CC L6	92	PC1200MJT		4
<b>BMW 535i</b>					
2010-2009	3.0 Liters 2979 CC L6	48	PC1220		4
2008	3.0 Liters 2979 CC L6	93	PC1700MJT		4
1993-1988	3.5 Liters 3430 CC L6	93	PC1700MJT		4
1987-1985	3.5 Liters 3430 CC L6 Optional	48	PC1220		4
1987-1985	3.5 Liters 3430 CC L6	92	PC1200MJT		4
<b>BMW 535i xDrive</b>					
2010-2009	3.0 Liters 2979 CC L6	48	PC1220		4
<b>BMW 535is</b>					
1988	3.5 Liters 3430 CC L6	93	PC1700MJT		4
<b>BMW 535xi</b>					
2008	3.0 Liters 2979 CC L6	93	PC1700MJT		4
<b>BMW 540i</b>					
2003-1997	4.4 Liters 4398 CC V8	49	PC1350		4
2003	4.4 Liters 4398 CC V8 Optional	49	PC1350		4
1995-1994	4.0 Liters 3982 CC V8	93	PC1700MJT		4
<b>BMW 545i</b>					
2005	4.4 Liters 4398 CC V8	94R	PC1220		4
2004	4.4 Liters 4398 CC V8	95R	PC1350		4
<b>BMW 550i</b>					
2010-2006	4.8 Liters 4837 CC V8	49	PC1350		4
<b>BMW 550i GT</b>					
2010	4.4 Liters 4395 CC V8	49	PC1350		4
<b>BMW 630CSi</b>					
1977	3.0 Liters 2985 CC L6	47	PC1200MJT		4
<b>BMW 633CSi</b>					
1984-1981	3.2 Liters 3210 CC L6	90	PC1200MJT		4
1983-1981	3.2 Liters 3210 CC L6 Optional	47	PC1200MJT		4
1980-1978	3.2 Liters 3210 CC L6	47	PC1200MJT		4
<b>BMW 635CSi</b>					
1989-1986	3.5 Liters 3430 CC L6	92	PC1200MJT		4
1985	3.5 Liters 3430 CC L6	90	PC1200MJT		4

1. Installation requires optional height adapter. Additional cable may be required.
2. Installation requires battery to be placed on its side to dimensionally fit. Vehicle battery restraint(s) may require modification.
3. Installation requires reverse mounting orientation for correct terminal polarity
4. Vehicle battery restraint(s) may require modification.
5. Installation requires additional interbattery cables for parallel connections.
6. If vehicle as Intelligent Key option, then use 34R-PC1500T with the optional height adapter. Additional cable may be required.
7. If vehicle as Intelligent key option, then use 35-PC1400T

Year, Make & Model	Engine, Liter & Options	BCI Group Size	ODYSSEY® Battery Model	Height Adapter	Notes
<b>BMW 645Ci</b>					
2005	4.4 Liters 4398 CC V8	94R	PC1220		4
2004	4.4 Liters 4398 CC V8	95R	PC1350		4
<b>BMW 650i</b>					
2010-2006	4.8 Liters 4837 CC V8	49	PC1350		4
<b>BMW 733i</b>					
1984-1981	3.2 Liters 3210 CC L6	91	PC1200MJT		4
1983	3.2 Liters 3210 CC L6 Optional	47	PC1200MJT		4
1982-1981	3.2 Liters 3210 CC L6 Optional	42	PC1200MJT		4
1980-1978	3.2 Liters 3210 CC L6 Special 12-volt: 10 7/8 x 6 7/8 x 7 1/2, assembly	47	PC1200MJT		4
<b>BMW 735i</b>					
1992-1987	3.5 Liters 3430 CC L6	93	PC1700MJT		4
1986	3.5 Liters 3430 CC L6	92	PC1200MJT		4
1985	3.5 Liters 3430 CC L6	91	PC1200MJT		4
<b>BMW 735iL</b>					
1992-1988	3.5 Liters 3430 CC L6	93	PC1700MJT		4
<b>BMW 740i</b>					
2001-1997	4.4 Liters 4398 CC V8	95R	PC1350		4
1995	4.0 Liters 3982 CC V8	95R	PC1350		4
1994-1993	4.0 Liters 3982 CC V8	93	PC1700MJT		4
<b>BMW 740iL</b>					
2001-1996	4.4 Liters 4398 CC V8	95R	PC1350		4
1995	4.0 Liters 3982 CC V8	95R	PC1350		4
1994-1993	4.0 Liters 3982 CC V8	93	PC1700MJT		4
<b>BMW 745i</b>					
2005-2004	4.4 Liters 4398 CC V8	49	PC1350		4
2003-2002	4.4 Liters 4398 CC V8	95R	PC1350		4
2003-2002	4.4 Liters 4398 CC V8 Optional	49	PC1350		4
<b>BMW 745Li</b>					
2005-2004	4.4 Liters 4398 CC V8	49	PC1350		4
2003	4.4 Liters 4398 CC V8	95R	PC1350		4
2003-2002	4.4 Liters 4398 CC V8 Optional	49	PC1350		4
<b>BMW 750i</b>					
2010-2009	4.4 Liters 4395 CC V8	49	PC1350		4
2008-2006	4.8 Liters 4837 CC V8	49	PC1350		4
<b>BMW 750i xDrive</b>					
2010	4.4 Liters 4395 CC V8	49	PC1350		4
<b>BMW 750iL</b>					
2001-1995	5.4 Liters 5379 CC V12	95R	PC1350		4
2001	5.4 Liters 5379 CC V12 Auxiliary	48	PC1220		4
1999	5.4 Liters 5379 CC V12 Auxiliary	48	PC1220		4
1994-1988	5.0 Liters 4988 CC V12	93	PC1700MJT		4
<b>BMW 750Li</b>					
2010-2009	4.4 Liters 4395 CC V8	49	PC1350		4
2008-2006	4.8 Liters 4837 CC V8	49	PC1350		4
<b>BMW 750Li xDrive</b>					
2010	4.4 Liters 4395 CC V8	49	PC1350		4
<b>BMW 760i</b>					
2007-2004	6.0 Liters 5972 CC V12	49	PC1350		4

Year, Make & Model	Engine, Liter & Options	BCI Group Size	ODYSSEY® Battery Model	Height Adapter	Notes
<b>BMW 760Li</b>					
2010	6.0 Liters 5972 CC V12	49	PC1350		4
2008-2003	6.0 Liters 5972 CC V12	49	PC1350		4
<b>BMW 840Ci</b>					
1997-1996	4.4 Liters 4398 CC V8	93	PC1700MJT		4
1997-1996	4.4 Liters 4398 CC V8 Optional	93	PC1700MJT		4
1995-1994	4.0 Liters 3982 CC V8	91	PC1200MJT		4
1995-1994	4.0 Liters 3982 CC V8 Optional	93	PC1700MJT		4
<b>BMW 850Ci</b>					
1997-1995	5.4 Liters 5379 CC V12 Optional	91	PC1200MJT		4
1997-1995	5.4 Liters 5379 CC V12	93	PC1700MJT		4
1994-1993	5.0 Liters 4988 CC V12 Optional	91	PC1200MJT		4
1994-1993	5.0 Liters 4988 CC V12	93	PC1700MJT		4
<b>BMW 850CSi</b>					
1995-1994	5.6 Liters 5576 CC V12 Optional	91	PC1200MJT		4
1995-1994	5.6 Liters 5576 CC V12	93	PC1700MJT		4
<b>BMW 850i</b>					
1992-1991	5.0 Liters 4988 CC V12 Optional	91	PC1200MJT		4
1992-1991	5.0 Liters 4988 CC V12	93	PC1700MJT		4
<b>BMW Alpina B7</b>					
2008	4.4 Liters 4398 CC V8	49	PC1350		4
<b>BMW Bavaria</b>					
1974-1972	3.0 Liters 2985 CC L6	47	PC1200MJT		4
<b>BMW Isetta</b>					
1965-1961	0.7 Liters 697 CC 43 CID H2	N/A	N/A		
1962-1961	0.3 Liters 298 CC 18 CID L1	N/A	N/A		
1960-1959	0.7 Liters 697 CC 43 CID H2	21NL	N/A		
1960-1958	0.6 Liters 582 CC 36 CID H2	21NL	N/A		
1960-1957	0.3 Liters 298 CC 18 CID L1	21NL	N/A		
1956	0.2 Liters 247 CC 15 CID L1	21NL	N/A		
1955	0.2 Liters 247 CC 15 CID L1	N/A	N/A		
<b>BMW L6</b>					
1987	3.5 Liters 3430 CC L6 Optional	48	PC1220		4
1987	3.5 Liters 3430 CC L6	92	PC1200MJT		4
<b>BMW L7</b>					
1987	3.5 Liters 3430 CC L6	93	PC1700MJT		4
1986	3.5 Liters 3430 CC L6 Optional	48	PC1220		4
1986	3.5 Liters 3430 CC L6	92	PC1200MJT		4
<b>BMW M3</b>					
2010-2009	4.0 Liters 3999 CC V8	48	PC1220		4
2008	4.0 Liters 3999 CC V8	49	PC1350		4
2006	3.2 Liters 3246 CC L6	48	PC1220		4
2005-2001	3.2 Liters 3246 CC L6	94R	PC1220		4
1999-1996	3.2 Liters 3152 CC L6 Conv.	92	PC1200MJT		4
1999-1996	3.2 Liters 3152 CC L6	92	PC1200MJT		4
1995	3.0 Liters 2990 CC L6	92	PC1200MJT		4
1995	3.0 Liters 2990 CC L6 Conv.	92	PC1200MJT		4
1991-1988	2.3 Liters 2302 CC L4	91	PC1200MJT		4
<b>BMW M5</b>					
2010-2006	5.0 Liters 4999 CC V10	49	PC1350		4
2003-2000	5.0 Liters 4941 CC V8	95R	PC1350		4

1. Installation requires optional height adapter. Additional cable may be required.
2. Installation requires battery to be placed on its side to dimensionally fit. Vehicle battery restraint(s) may require modification.
3. Installation requires reverse mounting orientation for correct terminal polarity
4. Vehicle battery restraint(s) may require modification.
5. Installation requires additional interbattery cables for parallel connections.
6. If vehicle as Intelligent Key option, then use 34R-PC1500T with the optional height adapter. Additional cable may be required.
7. If vehicle as Intelligent key option, then use 35-PC1400T

Year, Make & Model	Engine, Liter & Options	BCI Group Size	ODYSSEY® Battery Model	Height Adapter	Notes
<b>BMW M5 (ctd)</b>					
1993-1991	3.6 Liters 3553 CC L6	93	PC1700MJT		4
1988	3.5 Liters 3453 CC L6	93	PC1700MJT		4
<b>BMW M6</b>					
2010-2006	5.0 Liters 4999 CC V10	49	PC1350		4
1988-1987	3.5 Liters 3453 CC L6	93	PC1700MJT		4
<b>BMW X3</b>					
2010-2007	3.0 Liters 2996 CC L6	48	PC1220		4
2006-2004	3.0 Liters 2979 CC L6	48	PC1220		4
2005-2004	2.5 Liters 2494 CC 152 CID L6	48	PC1220		4
2005-2004	2.5 Liters 2494 CC 152 CID L6 Optional	49	PC1350		4
<b>BMW X5</b>					
2010	4.4 Liters 4395 CC V8	49	PC1350		4
2010-2009	3.0 Liters 2996 CC L6 Gas	49	PC1350		4
2010-2009	3.0 Liters 2993 CC L6 Diesel	49	PC1350		4
2010-2004	4.8 Liters 4837 CC V8	49	PC1350		4
2008-2007	3.0 Liters 2996 CC L6	49	PC1350		4
2006-2000	4.4 Liters 4398 CC V8	49	PC1350		4
2006	3.0 Liters 2979 CC L6	49	PC1350		4
2005	4.4 Liters 4398 CC V8 Optional	49	PC1350		4
2005-2001	3.0 Liters 2979 CC L6	94R	PC1220		4
2003-2002	4.6 Liters 4598 CC V8	49	PC1350		4
2002	3.0 Liters 2979 CC L6 Optional	49	PC1350		4
<b>BMW X6</b>					
2010-2009	4.4 Liters 4395 CC V8	94R	PC1220		4
2010-2009	3.0 Liters 2979 CC L6	94R	PC1220		4
2008	4.4 Liters 4395 CC V8	49	PC1350		4
2008	3.0 Liters 2979 CC L6	49	PC1350		4
<b>BMW Z3</b>					
2002-2001	3.2 Liters 3246 CC L6	48	PC1220		4
2002-2001	3.0 Liters 2979 CC L6	48	PC1220		4
2002-1999	2.5 Liters 2494 CC 152 CID L6	48	PC1220		4
2000-1998	3.2 Liters 3152 CC L6	48	PC1220		4
2000-1997	2.8 Liters 2793 CC L6	48	PC1220		4
1998-1996	1.9 Liters 1895 CC L4	48	PC1220		4
<b>BMW Z4</b>					
2010-2006	3.0 Liters 2996 CC L6	47	PC1200MJT		4
2010	3.0 Liters 2979 CC L6 Turbo	47	PC1200MJT		4
2009	3.0 Liters 2979 CC L6	47	PC1200MJT		4
2008-2006	3.2 Liters 3246 CC L6	47	PC1200MJT		4
2005-2004	3.0 Liters 2979 CC L6	47	PC1200MJT		4
2005-2004	3.0 Liters 2979 CC L6 Optional	48	PC1220		4
2005-2004	2.5 Liters 2494 CC 152 CID L6	47	PC1200MJT		4
2005-2004	2.5 Liters 2494 CC 152 CID L6 Optional	48	PC1220		4
2005-2004	2.5 Liters 2494 CC 152 CID L6 Optional	94R	PC1220		4
2005-2003	3.0 Liters 2979 CC L6 Optional, Telematics	94R	PC1220		4
2003	3.0 Liters 2979 CC L6	48	PC1220		4
2003	2.5 Liters 2494 CC 152 CID L6	48	PC1220		4
<b>BMW Z8</b>					
2003-2000	5.0 Liters 4941 CC V8	49	PC1350		4
2003	4.8 Liters 4837 CC V8	49	PC1350		4

Year, Make & Model	Engine, Liter & Options	BCI Group Size	ODYSSEY® Battery Model	Height Adapter	Notes
<b>Bugatti Veyron 16.4</b>					
2006	8.0 Liters 7993 CC 488 CID W16	N/A	N/A		
<b>Buick Allure</b>					
2009-2008	5.3 Liters 5328 CC 325 CID V8	85	PC1200MJT		4
2009-2005	3.8 Liters 231 CID V6	34	34-PC1500T		
2008-2005	3.6 Liters 217 CID V6	34	34-PC1500T		
<b>Buick Apollo</b>					
1975	5.7 Liters 350 CID V8	72	PC1200LMJT		4
1975	5.7 Liters 350 CID V8 Optional	74	75-PC1230		
1975	4.3 Liters 260 CID V8	72	PC1200LMJT		4
1975	4.3 Liters 260 CID V8 Optional	74	75-PC1230		
1975-1973	4.1 Liters 250 CID L6	72	PC1200LMJT		4
1975	4.1 Liters 250 CID L6 Optional	74	75-PC1230		
1974-1973	5.7 Liters 350 CID V8	24	34-PC1500T	Yes	1
<b>Buick Centurion</b>					
1973-1972	7.5 Liters 455 CID V8	77	N/A		
1973-1972	5.7 Liters 350 CID V8	74	75-PC1230		
1973-1971	7.5 Liters 455 CID V8	74	75-PC1230		
<b>Buick Century</b>					
2005-1997	3.1 Liters 189 CID V6	78	78-PC1500		
1996-1994	3.1 Liters 189 CID V6	75	75-PC1230		
1996-1993	2.2 Liters 134 CID L4	75	75-PC1230		
1993-1989	3.3 Liters 204 CID V6	75	75-PC1230		
1992-1988	2.5 Liters 2474 CC 151 CID L4	75	75-PC1230		
1989-1986	2.8 Liters 173 CID V6	75	75-PC1230		
1989-1983	2.8 Liters 173 CID V6 Optional	75	75-PC1230		
1988-1987	2.5 Liters 2474 CC 151 CID L4 Optional	75	75-PC1230		
1988-1984	3.8 Liters 231 CID V6	75	75-PC1230		
1987-1985	2.5 Liters 2474 CC 151 CID L4	75	75-PC1230		
1986-1984	3.8 Liters 231 CID V6 Optional	78	78-PC1500		
1985-1984	4.3 Liters 260 CID V6 Diesel	76	78-PC1500		
1985	3.0 Liters 181 CID V6	75	75-PC1230		
1985-1984	2.8 Liters 173 CID V6	71	PC1200LMJT		4
1985-1982	3.0 Liters 181 CID V6 Optional	78	78-PC1500		
1984	3.8 Liters 231 CID V6	78	78-PC1500		
1984	3.0 Liters 181 CID V6	71	PC1200LMJT		4
1984-1982	3.0 Liters 181 CID V6 Optional	75	PC1200LMJT		4
1984	2.5 Liters 2474 CC 151 CID L4	71	PC1200LMJT		4
1984-1983	2.5 Liters 2474 CC 151 CID L4 Optional	75	75-PC1230		
1983	4.3 Liters 260 CID V6 Diesel	75	75-PC1230		
1983-1982	3.0 Liters 181 CID V6	70	PC1200LMJT		4
1983-1982	2.5 Liters 2474 CC 151 CID L4	70	PC1200LMJT		4
1983	2.8 Liters 173 CID V6	70	PC1200LMJT		4
1982	4.3 Liters 260 CID V6 Diesel & Optional	75	75-PC1230		
1982	4.3 Liters 260 CID V6 Diesel	76	78-PC1500		
1982	3.0 Liters 181 CID V6 Optional	73	PC1200LMJT		4
1982	2.5 Liters 2474 CC 151 CID L4 Optional	73	PC1200LMJT		4
1981-1980	3.8 Liters 231 CID V6 Optional	74	75-PC1230		
1981	5.7 Liters 350 CID V8 Diesel	73	PC1200LMJT		4
1981	5.7 Liters 350 CID V8 Diesel & Optional	74	75-PC1230		

1. Installation requires optional height adapter. Additional cable may be required.
2. Installation requires battery to be placed on its side to dimensionally fit. Vehicle battery restraint(s) may require modification.
3. Installation requires reverse mounting orientation for correct terminal polarity
4. Vehicle battery restraint(s) may require modification.
5. Installation requires additional interbattery cables for parallel connections.
6. If vehicle as Intelligent Key option, then use 34R-PC1500T with the optional height adapter. Additional cable may be required.
7. If vehicle as Intelligent key option, then use 35-PC1400T



Year, Make & Model	Engine, Liter & Options	BCI Group Size	ODYSSEY® Battery Model	Height Adapter	Notes
<b>Buick Century (ctd)</b>					
1981	5.0 Liters 305 CID V8 4V	71	PC1200LMJT		4
1981	5.0 Liters 305 CID V8 Optional	73	PC1200LMJT		4
1981	4.4 Liters 267 CID V8 2V	71	PC1200LMJT		4
1981	4.4 Liters 267 CID V8 Optional	73	PC1200LMJT		4
1981	4.3 Liters 265 CID V8	70	PC1200LMJT		4
1981	4.3 Liters 265 CID V8 HBL & AC	71	PC1200LMJT		4
1981-1980	4.3 Liters 265 CID V8 Optional	74	75-PC1230		
1981	3.8 Liters 231 CID V6	70	PC1200LMJT		4
1981	3.8 Liters 231 CID V6 HBL & AC	71	PC1200LMJT		4
1980-1978	5.0 Liters 305 CID V8	71	PC1200LMJT		4
1980-1978	3.8 Liters 231 CID V6	71	PC1200LMJT		4
1980-1979	4.9 Liters 301 CID V8	71	PC1200LMJT		4
1980-1979	4.9 Liters 301 CID V8 Optional	74	75-PC1230		
1980	4.3 Liters 265 CID V8	71	PC1200LMJT		4
1980-1977	5.0 Liters 305 CID V8 Optional	74	75-PC1230		
1979-1978	5.7 Liters 350 CID V8	71	PC1200LMJT		4
1979	5.7 Liters 350 CID V8 Optional	74	75-PC1230		
1979-1978	3.2 Liters 196 CID V6	71	PC1200LMJT		4
1979-1978	3.2 Liters 196 CID V6 HBL & AC	71	PC1200LMJT		4
1977	6.6 Liters 403 CID V8	74	75-PC1230		
1977	6.6 Liters 403 CID V8 Optional	74	75-PC1230		
1977	5.0 Liters 305 CID V8	72	PC1200LMJT		4
1977-1976	3.8 Liters 231 CID V6 Optional	74	75-PC1230		
1977-1975	5.7 Liters 350 CID V8	72	PC1200LMJT		4
1977-1975	5.7 Liters 350 CID V8 Optional	74	78-PC1500		
1974-1973	5.7 Liters 350 CID V8	74	75-PC1230		
1977-1975	3.8 Liters 231 CID V6	72	PC1200LMJT		4
1974-1973	7.5 Liters 455 CID V8	74	75-PC1230		
1974-1973	5.7 Liters 350 CID V8	74	75-PC1230		
1958-1957	6.0 Liters 364 CID V8	60	PC1700MJT		4
1956-1955	5.3 Liters 322 CID V8	60	PC1700MJT		4
1954	5.3 Liters 322 CID V8	3EE	(2P) PC680MJT		4,5
<b>Buick Commercial Chassis</b>					
1996-1991	5.7 Liters 350 CID V8	78	78-PC1500		
<b>Buick Electra</b>					
1990-1988	3.8 Liters 231 CID V6 Optional	78	78-PC1500		
1990-1985	3.8 Liters 231 CID V6	75	75-PC1230		
1987	5.0 Liters 307 CID V8	70	PC1200LMJT		4
1987-1983	5.0 Liters 307 CID V8 Optional	78	78-PC1500		
1986	5.0 Liters 307 CID V8	75	75-PC1230		
1985-1983	5.7 Liters 350 CID V8 Diesel	78	78-PC1500		
1985-1983	5.0 Liters 307 CID V8	71	75-PC1230		
1985	4.3 Liters 260 CID V6 Diesel	76	78-PC1500		
1985	3.8 Liters 231 CID V6 Optional	78	78-PC1500		
1985	3.0 Liters 181 CID V6	75	75-PC1230		
1984-1983	4.1 Liters 252 CID V6	71	PC1200LMJT		4
1984-1983	4.1 Liters 252 CID V6 Optional	78	78-PC1500		
1982	5.7 Liters 350 CID V8 Diesel	74	75-PC1230		
1982	5.0 Liters 307 CID V8 ex. Turbo	71	PC1200LMJT		4
1982-1981	5.0 Liters 307 CID V8 Optional	74	75-PC1230		
1982	4.1 Liters 252 CID V6 ex. Turbo	71	PC1200LMJT		4
1981	5.7 Liters 350 CID V8	70	PC1200LMJT		4

Year, Make & Model	Engine, Liter & Options	BCI Group Size	ODYSSEY® Battery Model	Height Adapter	Notes
<b>Buick Electra (ctd)</b>					
1981	5.7 Liters 350 CID V8 Diesel	73	PC1200LMJT		4
1981-1980	5.7 Liters 350 CID V8 Diesel & Optional	74	75-PC1230		
1981	5.0 Liters 307 CID V8	71	PC1200LMJT		4
1981	4.1 Liters 252 CID V6	70	PC1200LMJT		4
1981	4.1 Liters 252 CID V6 HBL & AC	71	PC1200LMJT		4
1980-1979	5.7 Liters 350 CID V8	71	PC1200LMJT		4
1980-1979	5.7 Liters 350 CID V8 HBL & AC	73	PC1200LMJT		4
1980-1977	5.7 Liters 350 CID V8	71	PC1200LMJT		4
1980	5.7 Liters 350 CID V8	74	75-PC1230		
1980	5.7 Liters 350 CID V8 Diesel	74	75-PC1230		
1980	5.7 Liters 350 CID V8	74	75-PC1230		
1980	5.7 Liters 350 CID V8 Optional	74	75-PC1230		
1980	4.9 Liters 301 CID V8	71	PC1200LMJT		4
1980	4.9 Liters 301 CID V8 Gas & Optional	74	75-PC1230		
1980	4.1 Liters 252 CID V6	71	PC1200LMJT		4
1980	4.1 Liters 252 CID V6 Gas & Optional	74	75-PC1230		
1980	4.1 Liters 252 CID V6 Optional	74	75-PC1230		
1979-1977	6.6 Liters 403 CID V8	73	PC1200LMJT		4
1979	6.6 Liters 403 CID V8 HBL & AC	74	75-PC1230		
1978-1977	6.6 Liters 403 CID V8 Optional	74	75-PC1230		
1976-1975	7.5 Liters 455 CID V8	74	75-PC1230		
1975-1972	7.5 Liters 455 CID V8 Optional	74	75-PC1230		
1974-1971	7.5 Liters 455 CID V8	77	N/A		
1969-1968	7.0 Liters 430 CID V8	27	34-PC1500T	Yes	1
1966-1965	7.0 Liters 425 CID V8	24	34-PC1500T	Yes	1
1966-1963	6.6 Liters 401 CID V8	24	34-PC1500T	Yes	1
1962-1959	6.6 Liters 401 CID V8	60	PC1700MJT		4
1977	5.7 Liters 350 CID V8 Optional	74	75-PC1230		
1970	7.5 Liters 455 CID V8	27	34-PC1500T	Yes	1
1967	7.0 Liters 430 CID V8	24	34-PC1500T	Yes	1
1964	7.0 Liters 425 CID V8	27	34-PC1500T	Yes	1
<b>Buick Enclave</b>					
2010-2008	3.6 Liters 217 CID V6	48	PC1220		4
<b>Buick Estate Wagon</b>					
1988-1987	5.0 Liters 307 CID V8	70	PC1200LMJT		4
1988-1987	5.0 Liters 307 CID V8 Optional	78	78-PC1500		
1983-1977	5.7 Liters 350 CID V8	74	75-PC1230		
1983-1981	5.0 Liters 307 CID V8	71	PC1200LMJT		4
1983-1981	5.0 Liters 307 CID V8 Optional	74	75-PC1230		
1979-1977	6.6 Liters 403 CID V8	74	75-PC1230		
1976-1972	7.5 Liters 455 CID V8	74	75-PC1230		
1973-1972	5.7 Liters 350 CID V8	74	75-PC1230		
1971-1970	7.5 Liters 455 CID V8	24	34-PC1500T	Yes	1
1989	5.0 Liters 307 CID V8	75	75-PC1230		
1989	5.0 Liters 307 CID V8 Optional	75	75-PC1230		
1980	5.7 Liters 350 CID V8	71	PC1200LMJT		4
1980	4.9 Liters 301 CID V8	71	PC1200LMJT		4
1980	4.9 Liters 301 CID V8 Optional	74	75-PC1230		
1970	5.7 Liters 350 CID V8	24	34-PC1500T	Yes	1

1. Installation requires optional height adapter. Additional cable may be required.
2. Installation requires battery to be placed on its side to dimensionally fit. Vehicle battery restraint(s) may require modification.
3. Installation requires reverse mounting orientation for correct terminal polarity
4. Vehicle battery restraint(s) may require modification.
5. Installation requires additional interbattery cables for parallel connections.
6. If vehicle as Intelligent Key option, then use 34R-PC1500T with the optional height adapter. Additional cable may be required.
7. If vehicle as Intelligent key option, then use 35-PC1400T

Year, Make & Model	Engine, Liter & Options	BCI Group Size	ODYSSEY® Battery Model	Height Adapter	Notes
<b>Buick Gran Sport</b>					
1967	6.6 Liters 400 CID V8	24	34-PC1500T	Yes	1
1967	5.6 Liters 340 CID V8	24	34-PC1500T	Yes	1
1966-1965	6.6 Liters 401 CID V8	24	34-PC1500T	Yes	1
<b>Buick GS</b>					
1972-1971	5.7 Liters 350 CID V8	74	75-PC1230		
1970	5.7 Liters 350 CID V8	24	34-PC1500T	Yes	1
<b>Buick GS 350</b>					
1969-1968	5.7 Liters 350 CID V8	24	34-PC1500T	Yes	1
<b>Buick GS 400</b>					
1969-1968	6.6 Liters 400 CID V8	24	34-PC1500T	Yes	1
<b>Buick GS 455</b>					
1972-1971	7.5 Liters 455 CID V8	74	75-PC1230		
1970	7.5 Liters 455 CID V8	24	34-PC1500T	Yes	1
<b>Buick Invicta</b>					
1963	6.6 Liters 401 CID V8	24	34-PC1500T	Yes	1
1962-1959	6.6 Liters 401 CID V8	60	PC1700MJT		4
<b>Buick LaCrosse</b>					
2010	3.6 Liters 217 CID V6	48	PC1220		4
2010	3.0 Liters 182 CID V6	48	PC1220		4
2010	2.4 Liters 2384 CC 145 CID L4	48	PC1220		4
2009-2008	5.3 Liters 5328 CC 325 CID V8	85	PC1200MJT		4
2009-2005	3.8 Liters 231 CID V6	34	34-PC1500T		
2008-2005	3.6 Liters 217 CID V6	34	34-PC1500T		
<b>Buick LeSabre</b>					
2005-2000	3.8 Liters 231 CID V6	100	75-PC1230		4
1999-1995	3.8 Liters 231 CID V6	78	78-PC1500		
1997	3.8 Liters 231 CID V6 Optional	78	78-PC1500		
1995-1994	3.8 Liters 231 CID V6 Optional	78	78-PC1500		
1994	3.8 Liters 231 CID V6	75	75-PC1230		
1993-1991	3.8 Liters 231 CID V6 Primary Battery	75	75-PC1230		
1993-1991	3.8 Liters 231 CID V6 HWS or Optional	78	78-PC1500		
1990-1988	5.0 Liters 307 CID V8	75	75-PC1230		
1990-1988	5.0 Liters 307 CID V8 Optional	78	78-PC1500		
1990-1986	3.8 Liters 231 CID V6	75	75-PC1230		
1986-1985	5.0 Liters 307 CID V8	75	75-PC1230		
1986	3.0 Liters 181 CID V6	75	75-PC1230		
1985-1983	5.7 Liters 350 CID V8 Diesel	78	78-PC1500		
1985-1983	5.0 Liters 307 CID V8 Optional	78	78-PC1500		
1985-1983	3.8 Liters 231 CID V6	71	PC1200LMJT		4
1985-1983	3.8 Liters 231 CID V6 Optional	78	78-PC1500		
1984-1983	4.1 Liters 252 CID V6 Optional	78	78-PC1500		
1984-1981	5.0 Liters 307 CID V8	71	PC1200LMJT		4
1984-1983	4.1 Liters 252 CID V6	71	PC1200LMJT		4
1982	5.7 Liters 350 CID V8 Diesel	74	75-PC1230		
1982-1981	5.0 Liters 307 CID V8 Optional	74	75-PC1230		
1982	4.4 Liters 267 CID V8	70	PC1200LMJT		4
1982	4.4 Liters 267 CID V8 HBL & AC	71	PC1200LMJT		4
1982	4.4 Liters 267 CID V8 Optional	74	75-PC1230		
1982-1981	4.1 Liters 252 CID V6	70	PC1200LMJT		4
1982-1981	4.1 Liters 252 CID V6 HBL & AC	71	PC1200LMJT		4
1982-1981	3.8 Liters 231 CID V6	70	PC1200LMJT		4

Year, Make & Model	Engine, Liter & Options	BCI Group Size	ODYSSEY® Battery Model	Height Adapter	Notes
<b>Buick LeSabre (ctd)</b>					
1982-1981	3.8 Liters 231 CID V6 Optional	74	75-PC1230		
1982-1981	3.8 Liters 231 CID V6 HBL & AC	71	PC1200LMJT		4
1982-1980	4.1 Liters 252 CID V6 Optional	74	75-PC1230		
1981	5.7 Liters 350 CID V8 Diesel	73	PC1200LMJT		4
1981-1980	5.7 Liters 350 CID V8 Diesel & Optional	74	75-PC1230		
1980-1977	5.7 Liters 350 CID V8	71	PC1200LMJT		4
1980-1979	5.7 Liters 350 CID V8 HBL & AC	73	PC1200LMJT		4
1980	4.9 Liters 301 CID V8 Optional	74	75-PC1230		
1980	4.1 Liters 252 CID V6	71	PC1200LMJT		4
1980-1976	3.8 Liters 231 CID V6	71	PC1200LMJT		4
1980	3.8 Liters 231 CID V6 HBL & AC	73	75-PC1230		
1980-1977	4.9 Liters 301 CID V8	71	PC1200LMJT		4
1979	4.9 Liters 301 CID V8 HBL & AC	73	PC1200LMJT		4
1979-1978	3.8 Liters 231 CID V6 HBL & AC	71	75-PC1230		
1978-1977	6.6 Liters 403 CID V8	73	PC1200LMJT		4
1978-1977	6.6 Liters 403 CID V8 Optional	74	75-PC1230		
1978	5.0 Liters 305 CID V8	71	PC1200LMJT		4
1978	5.0 Liters 305 CID V8 Optional	74	75-PC1230		
1978	4.9 Liters 301 CID V8 Optional	74	75-PC1230		
1976-1975	7.5 Liters 455 CID V8	74	75-PC1230		
1976-1975	5.7 Liters 350 CID V8	72	PC1200LMJT		4
1975-1972	7.5 Liters 455 CID V8 Optional	74	75-PC1230		
1975	6.6 Liters 400 CID V8	72	PC1200LMJT		4
1974-1971	7.5 Liters 455 CID V8	77	N/A		
1974-1971	5.7 Liters 350 CID V8	74	75-PC1230		
1970	7.5 Liters 455 CID V8	24T	34-PC1500T	Yes	1
1970-1968	5.7 Liters 350 CID V8	24	34-PC1500T	Yes	1
1970	4.1 Liters 250 CID L6	22F	PC1200MJT		4
1967-1966	5.6 Liters 340 CID V8	24	34-PC1500T	Yes	1
1965-1964	4.9 Liters 300 CID V8	24	34-PC1500T	Yes	1
1964	7.0 Liters 425 CID V8	24	34-PC1500T	Yes	1
1964-1963	6.6 Liters 401 CID V8	24	34-PC1500T	Yes	1
1962-1960	6.6 Liters 401 CID V8	60	PC1700MJT		4
1961-1959	6.0 Liters 364 CID V8	60	PC1700MJT		4
<b>Buick Limited</b>					
1958	6.0 Liters 364 CID V8	60	PC1700MJT		4
<b>Buick Lucerne</b>					
2010-2009	4.6 Liters 281 CID V8	94R	PC1220		4
2010-2009	3.9 Liters 3880 CC 237 CID V6	94R	PC1220		4
2007-2006	4.6 Liters 281 CID V8	79	78-PC1500		4
2007-2006	3.8 Liters 231 CID V6	79	78-PC1500		4
2008	4.6 Liters 281 CID V8	48	PC1220		4
2008	3.8 Liters 231 CID V6	48	PC1220		4
<b>Buick Opel</b>					
1979-1976	1.8 Liters 1816 CC L4	24	34-PC1500T	Yes	1
<b>Buick Park Avenue</b>					
2005-2003	3.8 Liters 231 CID V6	34	34-PC1500T		
2005-2003	3.8 Liters 231 CID V6 Supercharged	34	34-PC1500T		

1. Installation requires optional height adapter. Additional cable may be required.
2. Installation requires battery to be placed on its side to dimensionally fit. Vehicle battery restraint(s) may require modification.
3. Installation requires reverse mounting orientation for correct terminal polarity
4. Vehicle battery restraint(s) may require modification.
5. Installation requires additional interbattery cables for parallel connections.
6. If vehicle as Intelligent Key option, then use 34R-PC1500T with the optional height adapter. Additional cable may be required.
7. If vehicle as Intelligent key option, then use 35-PC1400T

Year, Make & Model	Engine, Liter & Options	BCI Group Size	ODYSSEY® Battery Model	Height Adapter	Notes
<b>Buick Park Avenue (ctd)</b>					
2002-1998	3.8 Liters 231 CID V6 Supercharged	78	78-PC1500		
2002-1994	3.8 Liters 231 CID V6	78	78-PC1500		
1997-1991	3.8 Liters 231 CID V6 Optional	78	78-PC1500		
1993-1991	3.8 Liters 231 CID V6	75	75-PC1230		
1993-1991	3.8 Liters 231 CID V6 Heated Windshield	78	78-PC1500		
<b>Buick Rainier</b>					
2007-2006	5.3 Liters 325 CID V8	78	78-PC1500		
2007-2004	4.2 Liters 256 CID L6	78	78-PC1500		
2005-2004	5.3 Liters 323 CID V8	78	78-PC1500		
<b>Buick Reatta</b>					
1991-1988	3.8 Liters 231 CID V6	78	78-PC1500		
<b>Buick Regal</b>					
2004-1997	3.8 Liters 231 CID V6 Supercharged	78	78-PC1500		
2004-1996	3.8 Liters 231 CID V6	78	78-PC1500		
1996	3.1 Liters 189 CID V6	78	78-PC1500		
1995-1989	3.1 Liters 189 CID V6	75	75-PC1230		
1995-1990	3.8 Liters 231 CID V6	75	75-PC1230		
1989	2.8 Liters 173 CID V6	75	75-PC1230		
1988	2.8 Liters 173 CID V6 FWD & U.S.	75	75-PC1230		
1988	2.8 Liters 173 CID V6 FWD Opt. & Can.	75	75-PC1230		
1988	2.8 Liters 173 CID V6 RWD	75	75-PC1230		
1988	2.8 Liters 173 CID V6 RWD & Optional	75	75-PC1230		
1987	5.0 Liters 307 CID V8	75	75-PC1230		
1987-1984	5.0 Liters 305 CID V8 Optional	75	75-PC1230		
1987	5.0 Liters 307 CID V8 Canada & Optional	75	75-PC1230		
1987	5.0 Liters 307 CID V8 U.S.	75	75-PC1230		
1987	5.0 Liters 305 CID V8	75	75-PC1230		
1987	5.0 Liters 305 CID V8 Canada & Optional	75	75-PC1230		
1987	5.0 Liters 305 CID V8 U.S.	75	75-PC1230		
1987-1984	3.8 Liters 231 CID V6	75	75-PC1230		4
1987-1984	3.8 Liters 231 CID V6 Optional	75	75-PC1230		
1986	5.0 Liters 307 CID V8 Optional	75	75-PC1230		
1986	5.0 Liters 305 CID V8 (305ci)	70	PC1200LMJT		4
1985	5.7 Liters 350 CID V8 Diesel	78	78-PC1500		
1985	5.0 Liters 305 CID V8	75	75-PC1230		
1984	5.0 Liters 305 CID V8 Canada	75	75-PC1230		
1984-1983	4.3 Liters 260 CID V6 Diesel	78	78-PC1500		
1984	4.1 Liters 252 CID V6 ex. Turbo	70	PC1200LMJT		4
1984	4.1 Liters 252 CID V6 Optional	75	75-PC1230		
1984	4.1 Liters 252 CID V6 ex. Turbo, Optional	78	78-PC1500		
1984	3.8 Liters 231 CID V6 ex. Turbo	70	PC1200LMJT		4
1984	3.8 Liters 231 CID V6 ex. Turbo	75	75-PC1230		
1984	3.8 Liters 231 CID V6 Turbo	75	75-PC1230		
1983	5.7 Liters 350 CID V8 Diesel	78	78-PC1500		
1983	5.0 Liters 305 CID V8	70	PC1200LMJT		4
1983	5.0 Liters 305 CID V8 Optional	78	78-PC1500		

Year, Make & Model	Engine, Liter & Options	BCI Group Size	ODYSSEY® Battery Model	Height Adapter	Notes
<b>Buick Regal (ctd)</b>					
1983-1982	4.1 Liters 252 CID V6	70	PC1200LMJT		4
1983	4.1 Liters 252 CID V6 HBL	75	75-PC1230		
1983	4.1 Liters 252 CID V6 Optional	78	78-PC1500		
1983-1978	3.8 Liters 231 CID V6	70	PC1200LMJT		4
1983	3.8 Liters 231 CID V6 HBL	75	75-PC1230		
1983	3.8 Liters 231 CID V6 Optional	78	78-PC1500		
1982	5.7 Liters 350 CID V8 Diesel	74	75-PC1230		
1982	5.0 Liters 305 CID V8	71	PC1200LMJT		4
1982	5.0 Liters 305 CID V8 Optional	74	75-PC1230		
1982	4.4 Liters 267 CID V8	70	PC1200LMJT		4
1982	4.4 Liters 267 CID V8 HBL & AC	71	PC1200LMJT		4
1982	4.3 Liters 260 CID V6 Diesel	74	75-PC1230		
1982	4.1 Liters 252 CID V6 HBL & AC	71	PC1200LMJT		4
1982	4.1 Liters 252 CID V6 Optional	74	75-PC1230		
1982-1981	3.8 Liters 231 CID V6 HBL & AC	71	PC1200LMJT		4
1981	4.4 Liters 267 CID V8 2V	71	PC1200LMJT		4
1981	4.4 Liters 267 CID V8 Optional	73	PC1200LMJT		4
1981	4.3 Liters 265 CID V8	70	PC1200LMJT		4
1981	4.3 Liters 265 CID V8 HBL & AC	71	PC1200LMJT		4
1980-1978	5.0 Liters 305 CID V8	71	PC1200LMJT		4
1980-1977	5.0 Liters 305 CID V8 Optional	74	75-PC1230		
1980-1979	4.9 Liters 301 CID V8	71	PC1200LMJT		4
1980-1979	4.9 Liters 301 CID V8 Optional	74	75-PC1230		
1980	4.3 Liters 265 CID V8	71	PC1200LMJT		4
1980	4.3 Liters 265 CID V8 Optional	74	75-PC1230		
1980-1978	3.8 Liters 231 CID V6	71	PC1200LMJT		4
1980-1976	3.8 Liters 231 CID V6 Optional	74	75-PC1230		
1979-1978	3.8 Liters 231 CID V6 HBL & AC	71	PC1200LMJT		4
1979-1978	3.2 Liters 196 CID V6	71	PC1200LMJT		4
1979-1978	3.2 Liters 196 CID V6 HBL & AC	71	PC1200LMJT		4
1977-1975	5.7 Liters 350 CID V8	72	PC1200LMJT		4
1977-1975	5.7 Liters 350 CID V8 Optional	74	75-PC1230		
1977	5.0 Liters 305 CID V8	72	PC1200LMJT		4
1977-1975	3.8 Liters 231 CID V6	72	PC1200LMJT		4
1974-1973	7.5 Liters 455 CID V8	74	75-PC1230		
1974-1973	5.7 Liters 350 CID V8	74	75-PC1230		
<b>Buick Rendezvous</b>					
2007-2006	3.5 Liters 213 CID V6	78	78-PC1500		
2006	3.6 Liters 217 CID V6	34	34-PC1500T		
2005-2004	3.6 Liters 217 CID V6	78	78-PC1500		
2005-2002	3.4 Liters 207 CID V6	78	78-PC1500		
<b>Buick Riviera</b>					
1999-1998	3.8 Liters 231 CID V6	79	78-PC1500		4
1997-1995	3.8 Liters 231 CID V6	76	78-PC1500		
1993-1986	3.8 Liters 231 CID V6	78	78-PC1500		
1987-1986	3.8 Liters 231 CID V6 Optional	78	78-PC1500		
1985-1984	3.8 Liters 231 CID V6 Turbo	75	75-PC1230		
1985-1983	5.7 Liters 350 CID V8 Diesel	78	78-PC1500		
1985-1983	5.0 Liters 307 CID V8	71	PC1200LMJT		4

1. Installation requires optional height adapter. Additional cable may be required.
2. Installation requires battery to be placed on its side to dimensionally fit. Vehicle battery restraint(s) may require modification.
3. Installation requires reverse mounting orientation for correct terminal polarity
4. Vehicle battery restraint(s) may require modification.
5. Installation requires additional interbattery cables for parallel connections.
6. If vehicle as Intelligent Key option, then use 34R-PC1500T with the optional height adapter. Additional cable may be required.
7. If vehicle as Intelligent key option, then use 35-PC1400T

Year, Make & Model	Engine, Liter & Options	BCI Group Size	ODYSSEY® Battery Model	Height Adapter	Notes
<b>Buick Riviera (ctd)</b>					
1985-1983	5.0 Liters 307 CID V8 Optional	78	78-PC1500		
1985-1984	3.8 Liters 231 CID V6 Turbo & Optional	75	75-PC1230		
1984-1983	4.1 Liters 252 CID V6	71	PC1200LMJT		4
1984-1983	4.1 Liters 252 CID V6 Optional	78	78-PC1500		
1984	3.8 Liters 231 CID V6	75	75-PC1230	Yes	1
1984	3.8 Liters 231 CID V6 Optional	75	75-PC1230		
1983	3.8 Liters 231 CID V6	71	PC1200LMJT		4
1983	3.8 Liters 231 CID V6 Optional	78	78-PC1500		
1982	5.7 Liters 350 CID V8 Diesel	74	75-PC1230		
1982	5.0 Liters 307 CID V8 ex. Turbo	71	PC1200LMJT		4
1982-1980	5.0 Liters 307 CID V8 Optional	74	75-PC1230		
1982-1981	4.1 Liters 252 CID V6 Optional	74	75-PC1230		
1982	4.1 Liters 252 CID V6 ex. Turbo	71	PC1200LMJT		4
1982	3.8 Liters 231 CID V6 Turbo	70	PC1200LMJT		4
1982	3.8 Liters 231 CID V6 Turbo & Optional	74	75-PC1230		
1981	5.7 Liters 350 CID V8 Diesel	73	PC1200LMJT		4
1981	5.7 Liters 350 CID V8 Diesel & Optional	74	75-PC1230		
1981-1980	5.0 Liters 307 CID V8	71	PC1200LMJT		4
1981	4.1 Liters 252 CID V6	71	PC1200LMJT		4
1981-1979	3.8 Liters 231 CID V6	71	PC1200LMJT		4
1981	3.8 Liters 231 CID V6 Optional	74	75-PC1230		
1980-1979	5.7 Liters 350 CID V8 HBL & AC	73	PC1200LMJT		4
1980	3.8 Liters 231 CID V6 HBL & AC	73	PC1200LMJT		4
1980-1977	5.7 Liters 350 CID V8	71	PC1200LMJT		4
1979	3.8 Liters 231 CID V6 HBL & AC	71	PC1200LMJT		
1979	5.7 Liters 350 CID V8 HBL	73	PC1200LMJT		4
1978-1977	6.6 Liters 403 CID V8	73	PC1200LMJT		4
1978-1977	6.6 Liters 403 CID V8 Optional	74	75-PC1230		
1978	5.7 Liters 350 CID V8 Optional	74	75-PC1230		
1976-1975	7.5 Liters 455 CID V8	74	75-PC1230		
1975-1972	7.5 Liters 455 CID V8 Optional	74	75-PC1230		
1974-1971	7.5 Liters 455 CID V8	77	N/A		
1970	7.5 Liters 455 CID V8	24T	34-PC1500T	Yes	1
1969-1968	7.0 Liters 430 CID V8	27	34-PC1500T	Yes	1
1967	7.0 Liters 430 CID V8	24	34-PC1500T	Yes	1
1966-1963	7.0 Liters 425 CID V8	24	34-PC1500T	Yes	1
1965-1963	6.6 Liters 401 CID V8	24	34-PC1500T	Yes	1
<b>Buick Roadmaster</b>					
1996-1995	5.7 Liters 350 CID V8	78	78-PC1500		
1994-1993	5.7 Liters 350 CID V8 Sedan	75	75-PC1230		
1994-1993	5.7 Liters 350 CID V8 Wagon	78	78-PC1500		
1992	5.7 Liters 350 CID V8	75	75-PC1230		
1991	5.0 Liters 305 CID V8	75	75-PC1230		
1958-1957	6.0 Liters 364 CID V8	60	PC1700MJT		4
1956-1955	5.3 Liters 322 CID V8	60	PC1700MJT		4
1954	5.3 Liters 322 CID V8	3EE	(2P) PC680MJT		4,5
1953	5.3 Liters 322 CID V8	2E	N/A		
1952-1951	5.2 Liters 320 CID L8	2E	N/A		

Year, Make & Model	Engine, Liter & Options	BCI Group Size	ODYSSEY® Battery Model	Height Adapter	Notes
<b>Buick Skyhawk</b>					
1989	2.0 Liters 122 CID L4 AT	75	75-PC1230		
1989	2.0 Liters 122 CID L4 MT	75	75-PC1230		
1988	2.0 Liters 122 CID L4 OHC	75	75-PC1230		
1988	2.0 Liters 122 CID L4 OHV MT U.S. Opt.	75	75-PC1230		
1988	2.0 Liters 122 CID L4 OHV w/AT Canada	75	75-PC1230		
1988	2.0 Liters 122 CID L4 OHV w/MT U.S.	75	75-PC1230		
1987	2.0 Liters 122 CID L4 AT	75	75-PC1230		
1987-1985	2.0 Liters 122 CID L4 MT	75	75-PC1230		
1987	2.0 Liters 122 CID L4 MT & Optional	75	75-PC1230		
1986-1985	2.0 Liters 122 CID L4 AT & Optional	75	75-PC1230		
1986-1985	1.8 Liters 112 CID L4	75	75-PC1230		
1984	2.0 Liters 122 CID L4 U.S.	71	PC1200LMJT		4
1984-1983	2.0 Liters 122 CID L4 Canada & Optional	75	75-PC1230		
1984	1.8 Liters 112 CID L4	74	75-PC1230		
1984	1.8 Liters 112 CID L4 Optional	74	75-PC1230		
1983	2.0 Liters 122 CID L4 U.S.	70	PC1200LMJT		4
1983	1.8 Liters 112 CID L4 U.S.	70	PC1200LMJT		4
1983	1.8 Liters 112 CID L4 Canada & Optional	75	75-PC1230		
1982	1.8 Liters 112 CID L4	70	PC1200LMJT		4
1982	1.8 Liters 112 CID L4 Optional	73	PC1200LMJT		4
1980-1976	3.8 Liters 231 CID V6	71	PC1200LMJT		4
1980	3.8 Liters 231 CID V6 Optional	73	PC1200LMJT		4
1978	3.8 Liters 231 CID V6 Optional	73	PC1200LMJT		4
1978	3.8 Liters 231 CID V6 HBL & AC	71	PC1200LMJT		4
1977-1976	3.8 Liters 231 CID V6 Optional	71	PC1200LMJT		4
1975	3.8 Liters 231 CID V6	72	PC1200LMJT		4
1975	3.8 Liters 231 CID V6 Optional	72	PC1200LMJT		4
<b>Buick Skylark</b>					
1998-1994	3.1 Liters 189 CID V6	75	75-PC1230		
1998-1996	2.4 Liters 146 CID L4	75	75-PC1230		
1995-1988	2.3 Liters 138 CID L4	75	75-PC1230	Yes	1
1993-1989	3.3 Liters 204 CID V6	75	75-PC1230		
1991-1985	2.5 Liters 2474 CC 151 CID L4	75	75-PC1230		
1988-1986	3.0 Liters 181 CID V6	75	75-PC1230		
1985	2.8 Liters 173 CID V6 2V	71	PC1200LMJT		4
1985	2.8 Liters 173 CID V6 2V Optional	75	75-PC1230		
1985	2.8 Liters 173 CID V6 MFI & Optional	78	78-PC1500		
1984	2.8 Liters 173 CID V6	71	PC1200LMJT		4
1984-1983	2.8 Liters 173 CID V6 Optional	75	75-PC1230		
1984	2.5 Liters 2474 CC 151 CID L4	71	PC1200LMJT		4
1984-1983	2.5 Liters 2474 CC 151 CID L4 Optional	75	75-PC1230		
1983-1981	2.5 Liters 2474 CC 151 CID L4	70	PC1200LMJT		4
1983-1981	2.8 Liters 173 CID V6	70	PC1200LMJT		4
1982-1981	2.8 Liters 173 CID V6 Optional	73	PC1200LMJT		4

1. Installation requires optional height adapter. Additional cable may be required.
2. Installation requires battery to be placed on its side to dimensionally fit. Vehicle battery restraint(s) may require modification.
3. Installation requires reverse mounting orientation for correct terminal polarity
4. Vehicle battery restraint(s) may require modification.
5. Installation requires additional interbattery cables for parallel connections.
6. If vehicle as Intelligent Key option, then use 34R-PC1500T with the optional height adapter. Additional cable may be required.
7. If vehicle as Intelligent key option, then use 35-PC1400T



Year, Make & Model	Engine, Liter & Options	BCI Group Size	ODYSSEY® Battery Model	Height Adapter	Notes
<b>Buick Skylark (ctd)</b>					
1982-1981	2.5 Liters 2474 CC 151 CID L4 Optional	73	PC1200LMJT		4
1981	2.8 Liters 173 CID V6 HBL & AC	71	PC1200LMJT		4
1981	2.5 Liters 2474 CC 151 CID L4 HBL & AC	71	PC1200LMJT		4
1980	2.8 Liters 173 CID V6	71	PC1200LMJT		4
1980	2.8 Liters 173 CID V6 Optional	74	75-PC1230		
1980	2.5 Liters 2474 CC 151 CID L4	71	PC1200LMJT		4
1980	2.5 Liters 2474 CC 151 CID L4 Optional	74	75-PC1230		
1979-1978	5.7 Liters 350 CID V8	71	PC1200LMJT		4
1979-1978	5.0 Liters 305 CID V8	71	PC1200LMJT		4
1979	5.0 Liters 305 CID V8 HBL & AC	71	PC1200LMJT		4
1979-1978	3.8 Liters 231 CID V6	71	PC1200LMJT		4
1979-1975	5.7 Liters 350 CID V8 Optional	74	75-PC1230		
1978-1977	5.0 Liters 305 CID V8 Optional	74	75-PC1230		
1977	5.0 Liters 305 CID V8	72	PC1200LMJT		4
1977	4.9 Liters 301 CID V8	72	PC1200LMJT		4
1977	4.9 Liters 301 CID V8 Optional	74	75-PC1230		
1977-1976	3.8 Liters 231 CID V6 Optional	74	75-PC1230		
1977-1975	5.7 Liters 350 CID V8	72	PC1200LMJT		4
1977-1975	3.8 Liters 231 CID V6	72	PC1200LMJT		4
1976-1975	4.3 Liters 260 CID V8	72	PC1200LMJT		4
1976	4.3 Liters 260 CID V8 Optional	74	75-PC1230		
1972	7.5 Liters 455 CID V8	74	75-PC1230		
1972	5.7 Liters 350 CID V8	74	75-PC1230		
1971-1968	5.7 Liters 350 CID V8	24	34-PC1500T	Yes	1
1971-1968	4.1 Liters 250 CID L6	22F	PC1200MJT		4
1970	7.5 Liters 455 CID V8	24T	34-PC1500T	Yes	1
1968	6.6 Liters 400 CID V8	24T	34-PC1500T	Yes	1
1967-1966	5.6 Liters 340 CID V8	24	34-PC1500T	Yes	1
1967	6.6 Liters 400 CID V8	24	34-PC1500T	Yes	1
1967-1964	4.9 Liters 300 CID V8	24	34-PC1500T	Yes	1
1967-1964	3.7 Liters 225 CID V6	24	34-PC1500T	Yes	1
1966-1965	6.6 Liters 401 CID V8	24	34-PC1500T		
1963	3.5 Liters 215 CID V8	24	34-PC1500T	Yes	1
1963	3.2 Liters 198 CID V6	24	34-PC1500T	Yes	1
1962-1961	3.5 Liters 215 CID V8	60	PC1700MJT		4
1962	3.2 Liters 198 CID V6	60	PC1700MJT		4
1954	5.3 Liters 322 CID V8	3EE	(2P) PC680MJT		4,5
<b>Buick Somerset</b>					
1987-1986	3.0 Liters 181 CID V6	75	75-PC1230		
1987-1986	2.5 Liters 2474 CC 15 CID L4	75	75-PC1230		
<b>Buick Somerset Regal</b>					
1985	3.0 Liters 181 CID V6 2V	71	PC1200LMJT		4
1985	3.0 Liters 181 CID V6 2V Optional	75	75-PC1230		
1985	3.0 Liters 181 CID V6 MFI & Optional	78	78-PC1500		
1985	2.5 Liters 2474 CC 15 CID L4	75	75-PC1230		
<b>Buick Special</b>					
1969-1968	5.7 Liters 350 CID V8	24	34-PC1500T	Yes	1
1969-1968	4.1 Liters 250 CID L6	22F	PC1200MJT		4

Year, Make & Model	Engine, Liter & Options	BCI Group Size	ODYSSEY® Battery Model	Height Adapter	Notes
<b>Buick Special (ctd)</b>					
1967-1966	3.7 Liters 225 CID V6	22F	PC1200MJT		4
1967-1964	4.9 Liters 300 CID V8	24	34-PC1500T	Yes	1
1965-1964	3.7 Liters 225 CID V6	24	34-PC1500T	Yes	1
1963	3.5 Liters 215 CID V8	24	34-PC1500T	Yes	1
1963	3.2 Liters 198 CID V6	24	34-PC1500T	Yes	1
1962	3.2 Liters 198 CID V6	60	PC1700MJT		4
1962-1961	3.5 Liters 215 CID V8	22F	PC1200MJT		4
1958-1957	6.0 Liters 364 CID V8	60	PC1700MJT		4
1956	5.3 Liters 322 CID V8	60	PC1700MJT		4
1955	4.3 Liters 264 CID V8	60	PC1700MJT		4
1954	4.3 Liters 264 CID V8	3EE	(2P) PC680MJT		4,5
1953-1951	4.3 Liters 263 CID L8	2E	N/A		
<b>Buick Sportwagon</b>					
1972-1971	5.7 Liters 350 CID V8	74	75-PC1230		
1970	7.5 Liters 455 CID V8	24	34-PC1500T	Yes	1
1970-1968	5.7 Liters 350 CID V8	24	34-PC1500T	Yes	1
1968	6.6 Liters 400 CID V8	24	34-PC1500T	Yes	1
1967-1966	5.6 Liters 340 CID V8	24	34-PC1500T	Yes	1
1965-1964	4.9 Liters 300 CID V8	24	34-PC1500T	Yes	1
1965-1964	3.7 Liters 225 CID V6	24	34-PC1500T	Yes	1
<b>Buick Super</b>					
1958-1957	6.0 Liters 364 CID V8	60	PC1700MJT		4
1956-1955	5.3 Liters 322 CID V8	60	PC1700MJT		4
1954-1953	5.3 Liters 322 CID V8	2E	N/A		
1952-1950	4.3 Liters 263 CID L8	2E	N/A		
<b>Buick Terraza</b>					
2007-2006	3.9 Liters 3880 CC 237 CID V6	34	34-PC1500T		
2006-2005	3.5 Liters 213 CID V6	34	34-PC1500T		
<b>Buick Wildcat</b>					
1970	7.5 Liters 455 CID V8	24	34-PC1500T	Yes	1
1969-1967	7.0 Liters 430 CID V8	24	34-PC1500T	Yes	1
1966-1964	7.0 Liters 425 CID V8	24	34-PC1500T	Yes	1
1966-1963	6.6 Liters 401 CID V8	24	34-PC1500T	Yes	1
<b>Cadillac 60 Special</b>					
1993	4.9 Liters 300 CID V8	78	78-PC1500		
<b>Cadillac Allante</b>					
1993	4.6 Liters 281 CID V8	78	78-PC1500		
1992-1989	4.5 Liters 273 CID V8	78	78-PC1500		
1988-1987	4.1 Liters 250 CID V8	78	78-PC1500		
<b>Cadillac Brougham</b>					
1992-1991	5.0 Liters 305 CID V8	78	78-PC1500		
1992-1990	5.7 Liters 350 CID V8	78	78-PC1500		
1990-1987	5.0 Liters 307 CID V8	78	78-PC1500		
<b>Cadillac Calais</b>					
1976	8.2 Liters 500 CID V8	73	PC1200LMJT		4
1975	8.2 Liters 500 CID V8	74	75-PC1230		
1974-1973	7.7 Liters 472 CID V8	77	N/A		
1972-1968	7.7 Liters 472 CID V8	27	34-PC1500T	Yes	1
1967-1965	7.0 Liters 429 CID V8	27	34-PC1500T	Yes	1
<b>Cadillac Catera</b>					
2001-1997	3.0 Liters 181 CID V6	91	PC1200MJT		4
<b>Cadillac Cimarron</b>					
1988	2.8 Liters 173 CID V6	75	75-PC1230		
1987	2.8 Liters 173 CID V6 Canada & Optional	75	75-PC1230		

1. Installation requires optional height adapter. Additional cable may be required.
2. Installation requires battery to be placed on its side to dimensionally fit. Vehicle battery restraint(s) may require modification.
3. Installation requires reverse mounting orientation for correct terminal polarity
4. Vehicle battery restraint(s) may require modification.
5. Installation requires additional interbattery cables for parallel connections.
6. If vehicle as Intelligent Key option, then use 34R-PC1500T with the optional height adapter. Additional cable may be required.
7. If vehicle as Intelligent key option, then use 35-PC1400T

Year, Make & Model	Engine, Liter & Options	BCI Group Size	ODYSSEY® Battery Model	Height Adapter	Notes
<b>Cadillac Cimarron (ctd)</b>					
1987	2.8 Liters 173 CID V6 U.S.	75	75-PC1230		
1986-1985	2.8 Liters 173 CID V6	75	75-PC1230		
1986-1985	2.8 Liters 173 CID V6 Optional	75	75-PC1230		
1986-1984	2.0 Liters 122 CID L4	75	75-PC1230		
1986-1983	2.0 Liters 122 CID L4 Optional	75	75-PC1230		
1983	2.0 Liters 122 CID L4	70	PC1200LMJT		4
1982	1.8 Liters 112 CID L4	70	PC1200LMJT		4
1982	1.8 Liters 112 CID L4 Optional	73	PC1200LMJT		4
<b>Cadillac Commercial Chassis</b>					
1996-1992	5.7 Liters 350 CID V8	78	78-PC1500		
1993-1991	4.9 Liters 300 CID V8	78	78-PC1500		
1990-1988	4.5 Liters 273 CID V8	78	78-PC1500		
1987-1985	4.1 Liters 250 CID V8	78	78-PC1500		
1985	4.3 Liters 260 CID V6	78	78-PC1500		
1984-1982	6.0 Liters 368 CID V8	78	78-PC1500		
1981-1980	6.0 Liters 368 CID V8	74	75-PC1230		
1979-1977	7.0 Liters 425 CID V8	74	75-PC1230		
1976-1975	8.2 Liters 500 CID V8	74	75-PC1230		
<b>Cadillac CTS</b>					
2010-2009	6.2 Liters 376 CID V8	48	PC1220		4
2010-2008	3.6 Liters 217 CID V6	48	PC1220		4
2010	3.0 Liters 182 CID V6	48	PC1220		4
2007-2006	6.0 Liters 364 CID V8	101	PC1200LMJT		4
2007-2006	2.8 Liters 2792 CC 170 CID V6	101	PC1200LMJT		4
2007-2004	3.6 Liters 217 CID V6	101	PC1200LMJT		4
2005-2004	5.7 Liters 346 CID V8	101	PC1200LMJT		4
2005	2.8 Liters 173 CID V6	101	PC1200LMJT		4
2004-2003	3.2 Liters 197 CID V6	101	PC1200LMJT		4
<b>Cadillac DeVille</b>					
2005-2000	4.6 Liters 281 CID V8	79	78-PC1500		4
1999-1994	4.6 Liters 281 CID V8	78	78-PC1500		
1995-1994	4.9 Liters 300 CID V8	78	78-PC1500		
1993-1991	4.9 Liters 300 CID V8 Primary Battery	78	78-PC1500		
1993-1991	4.9 Liters 300 CID V8 HWS or Optional	78	78-PC1500		
1990-1989	4.5 Liters 273 CID V8 HWS or Optional	78	78-PC1500		
1990-1988	4.5 Liters 273 CID V8	78	78-PC1500		
1987	4.1 Liters 250 CID V8	78	78-PC1500		
1987	4.1 Liters 250 CID V8 Canada & Optional	78	78-PC1500		
1987	4.1 Liters 250 CID V8 U.S. & Optional	78	78-PC1500		
1986-1984	4.1 Liters 250 CID V8 Canada	78	78-PC1500		
1986-1984	4.1 Liters 250 CID V8 Optional	78	78-PC1500		
1986-1984	4.1 Liters 250 CID V8 U.S.	78	78-PC1500		
1985	4.3 Liters 260 CID V6 Diesel	76	78-PC1500		
1984-1983	5.7 Liters 350 CID V8 Diesel	78	78-PC1500		
1983	4.1 Liters 250 CID V8	78	78-PC1500		
1982-1981	5.7 Liters 350 CID V8 Diesel	74	75-PC1230		
1982-1980	4.1 Liters 252 CID V6	73	PC1200LMJT		4
1982	4.1 Liters 250 CID V8	73	PC1200LMJT		4
1981-1980	6.0 Liters 368 CID V8	73	PC1200LMJT		4
1980-1979	5.7 Liters 350 CID V8	74	75-PC1230		

Year, Make & Model	Engine, Liter & Options	BCI Group Size	ODYSSEY® Battery Model	Height Adapter	Notes
<b>Cadillac DeVille (ctd)</b>					
1979	7.0 Liters 425 CID V8	74	75-PC1230		
1978	7.0 Liters 425 CID V8 Early	73	PC1200LMJT		4
1978	7.0 Liters 425 CID V8 Late	74	75-PC1230		
1977	7.0 Liters 425 CID V8	73	PC1200LMJT		4
1976	8.2 Liters 500 CID V8	73	PC1200LMJT		4
1975	8.2 Liters 500 CID V8	74	75-PC1230		
1974	8.2 Liters 500 CID V8	77	N/A		
1974-1973	7.7 Liters 472 CID V8	77	N/A		
1972-1968	7.7 Liters 472 CID V8	27	34-PC1500T	Yes	1
1967-1965	7.0 Liters 429 CID V8	27	34-PC1500T	Yes	1
1964	7.0 Liters 429 CID V8	60	PC1700MJT		4
1963-1959	6.4 Liters 390 CID V8	60	PC1700MJT		4
1958	6.0 Liters 365 CID V8	60	PC1700MJT		4
1956	6.0 Liters 365 CID V8	3EE	(2P) PC680MJT		4,5
1955-1953	5.4 Liters 331 CID V8	3EE	(2P) PC680MJT		4,5
<b>Cadillac DTS</b>					
2010-2009	4.6 Liters 281 CID V8	94R	PC1220		4
2008	4.6 Liters 281 CID V8	48	PC1220		4
2007-2006	4.6 Liters 281 CID V8	79	78-PC1500		4
<b>Cadillac Elorado</b>					
2002-1993	4.6 Liters 281 CID V8	78	78-PC1500		
1993-1991	4.9 Liters 300 CID V8	78	78-PC1500		
1990-1988	4.5 Liters 273 CID V8	78	78-PC1500		
1987-1986	4.1 Liters 250 CID V8	78	78-PC1500		
1987-1984	4.1 Liters 250 CID V8 Optional	78	78-PC1500		
1985-1984	4.1 Liters 250 CID V8 Canada	78	78-PC1500		
1985-1984	4.1 Liters 250 CID V8 U.S.	78	78-PC1500		
1985-1983	5.7 Liters 350 CID V8 Diesel	78	78-PC1500		
1983	4.1 Liters 250 CID V8	78	78-PC1500		
1982-1981	5.7 Liters 350 CID V8 Diesel	74	75-PC1230		
1982	4.1 Liters 250 CID V8	73	PC1200LMJT		4
1982-1981	4.1 Liters 252 CID V6	73	PC1200LMJT		4
1981-1980	6.0 Liters 368 CID V8	73	PC1200LMJT		4
1980-1979	5.7 Liters 350 CID V8	74	75-PC1230		
1978	7.0 Liters 425 CID V8 Early	73	PC1200LMJT		4
1978	7.0 Liters 425 CID V8	74	75-PC1230		
1978	7.0 Liters 425 CID V8 Late	74	75-PC1230		
1977	7.0 Liters 425 CID V8	73	PC1200LMJT		4
1976	8.2 Liters 500 CID V8	73	PC1200LMJT		4
1975	8.2 Liters 500 CID V8	74	75-PC1230		
1974-1971	8.2 Liters 500 CID V8	77	N/A		
1970	8.2 Liters 500 CID V8	27	34-PC1500T	Yes	1
1969-1968	7.7 Liters 472 CID V8	27	34-PC1500T	Yes	1
1967-1965	7.0 Liters 429 CID V8	27	34-PC1500T	Yes	1
1964	7.0 Liters 429 CID V8	60	PC1700MJT		4
1963-1959	6.4 Liters 390 CID V8	60	PC1700MJT		4
1958-1957	6.0 Liters 365 CID V8	60	PC1700MJT		4
1956	6.0 Liters 365 CID V8	3EE	(2P) PC680MJT		4,5
1955-1953	5.4 Liters 331 CID V8	3EE	(2P) PC680MJT		4,5
<b>Cadillac Escalade</b>					
2010-2009	6.2 Liters 376 CID V8	48	PC1220		4
2010-2009	6.0 Liters 364 CID V8	48	PC1220		4
2009	6.2 Liters 376 CID V8 Optional	48	PC1220		4
2009	6.0 Liters 364 CID V8 Optional	48	PC1220		4
2008	6.2 Liters 6199 CC 378 CID V8	48	PC1220		4

1. Installation requires optional height adapter. Additional cable may be required.
2. Installation requires battery to be placed on its side to dimensionally fit. Vehicle battery restraint(s) may require modification.
3. Installation requires reverse mounting orientation for correct terminal polarity
4. Vehicle battery restraint(s) may require modification.
5. Installation requires additional interbattery cables for parallel connections.
6. If vehicle as Intelligent Key option, then use 34R-PC1500T with the optional height adapter. Additional cable may be required.
7. If vehicle as Intelligent key option, then use 35-PC1400T

Year, Make & Model	Engine, Liter & Options	BCI Group Size	ODYSSEY® Battery Model	Height Adapter	Notes
<b>Cadillac Escalade (ctd)</b>					
2007	6.2 Liters 6199 CC 378 CID V8 Early	78	78-PC1500		
2007	6.2 Liters 6199 CC 378 CID V8 Late	48	PC1220		4
2006-2002	6.0 Liters 364 CID V8	78	78-PC1500		
2005-2002	5.3 Liters 325 CID V8	78	78-PC1500		
2000-1999	5.7 Liters 350 CID V8	78	78-PC1500		
2000-1999	5.7 Liters 350 CID V8 Optional	78	78-PC1500		
<b>Cadillac Fleetwood</b>					
1996-1994	5.7 Liters 350 CID V8 RWD	78	78-PC1500		
1994-1993	5.7 Liters 350 CID V8	78	78-PC1500		
1993	5.7 Liters 350 CID V8 HWS or Optional	78	78-PC1500		
1993	5.7 Liters 350 CID V8 Primary Battery	78	78-PC1500		
1992-1991	4.9 Liters 300 CID V8 Primary Battery	78	78-PC1500		
1992-1991	4.9 Liters 300 CID V8 HWS or Optional	78	78-PC1500		
1990-1988	4.5 Liters 273 CID V8	78	78-PC1500		
1989	4.5 Liters 273 CID V8 HWS or Optional	78	78-PC1500		
1987-1986	4.1 Liters 250 CID V8	78	78-PC1500		
1987	4.1 Liters 250 CID V8 Canada & Optional	78	78-PC1500		
1987	4.1 Liters 250 CID V8 U.S.	78	78-PC1500		
1986	5.0 Liters 307 CID V8 Brougham	78	78-PC1500		
1986	5.0 Liters 307 CID V8 Optional	78	78-PC1500		
1986-1984	4.1 Liters 250 CID V8 Optional	78	78-PC1500		
1986-1984	4.1 Liters 250 CID V8 Canada	78	78-PC1500		
1985-1984	4.1 Liters 250 CID V8 U.S.	78	78-PC1500		
1985-1983	5.7 Liters 350 CID V8 Diesel	78	78-PC1500		
1985	4.3 Liters 260 CID V6	76	78-PC1500		
1984	6.0 Liters 368 CID V8 Limo, Canada	78	78-PC1500		
1984	6.0 Liters 368 CID V8 Limo, Optional	78	78-PC1500		
1984	6.0 Liters 368 CID V8 Limo, U.S.	78	78-PC1500		
1983	6.0 Liters 368 CID V8	78	78-PC1500		
1983	4.1 Liters 250 CID V8	78	78-PC1500		
1982-1981	5.7 Liters 350 CID V8 Diesel	74	75-PC1230		
1982-1980	6.0 Liters 368 CID V8	73	PC1200LMJT		4
1982-1980	4.1 Liters 252 CID V6	73	PC1200LMJT		4
1982	4.1 Liters 250 CID V8	73	PC1200LMJT		4
1980-1979	5.7 Liters 350 CID V8	74	75-PC1230		
1979-1977	7.0 Liters 425 CID V8	74	75-PC1230		
1978	7.0 Liters 425 CID V8 Early	73	PC1200LMJT		4
1978	7.0 Liters 425 CID V8 Late	74	75-PC1230		
1976	8.2 Liters 500 CID V8	73	PC1200LMJT		4
1975	8.2 Liters 500 CID V8	74	75-PC1230		
1974	8.2 Liters 500 CID V8	77	N/A		
1974-1973	7.7 Liters 472 CID V8	77	N/A		
1972-1968	7.7 Liters 472 CID V8	27	34-PC1500T	Yes	1
1967-1966	7.0 Liters 429 CID V8	27	34-PC1500T	Yes	1
1965	7.0 Liters 429 CID V8	60	PC1700MJT		4

Year, Make & Model	Engine, Liter & Options	BCI Group Size	ODYSSEY® Battery Model	Height Adapter	Notes
<b>Cadillac Series 60 Fleetwood</b>					
1964	7.0 Liters 429 CID V8	60	PC1700MJT		4
1963	6.4 Liters 390 CID V8	27	34-PC1500T	Yes	1
1962-1959	6.4 Liters 390 CID V8	60	PC1700MJT		4
1958-1957	6.0 Liters 365 CID V8	60	PC1700MJT		4
1956	6.0 Liters 365 CID V8	3EE	(2P) PC680MJT		4,5
1955-1953	5.4 Liters 331 CID V8	3EE	(2P) PC680MJT		4,5
1952-1950	5.4 Liters 331 CID V8	2	N/A		
<b>Cadillac Series 61</b>					
1951-1950	5.4 Liters 331 CID V8	2	N/A		
<b>Cadillac Series 62</b>					
1964	7.0 Liters 429 CID V8	60	PC1700MJT		4
1963-1959	6.4 Liters 390 CID V8	60	PC1700MJT		4
1958-1957	6.0 Liters 365 CID V8	60	PC1700MJT		4
1956	6.0 Liters 365 CID V8	3EE	(2P) PC680MJT		4,5
1955-1953	5.4 Liters 331 CID V8	3EE	(2P) PC680MJT		4,5
1955	4.1 Liters 250 CID V8	3EE	(2P) PC680MJT		4,5
1952-1950	5.4 Liters 331 CID V8	2	N/A		
<b>Cadillac Series 70 Fleetwood Eldorado</b>					
1958	6.0 Liters 365 CID V8	60	PC1700MJT		4
<b>Cadillac Series 75 Fleetwood</b>					
1964	7.0 Liters 429 CID V8	60	PC1700MJT		4
1963-1959	6.4 Liters 390 CID V8	60	PC1700MJT		4
1958-1957	6.0 Liters 365 CID V8	60	PC1700MJT		4
1956	6.0 Liters 365 CID V8	3EE	(2P) PC680MJT		4,5
1955-1953	5.4 Liters 331 CID V8	3EE	(2P) PC680MJT		4,5
1952-1950	5.4 Liters 331 CID V8	2	N/A		
<b>Cadillac Seville</b>					
2004-1998	4.6 Liters 281 CID V8	79	78-PC1500		4
1997-1993	4.6 Liters 281 CID V8	78	78-PC1500		
1993-1991	4.9 Liters 300 CID V8	78	78-PC1500		
1990-1988	4.5 Liters 273 CID V8	78	78-PC1500		
1987-1986	4.1 Liters 250 CID V8	78	78-PC1500		
1987-1984	4.1 Liters 250 CID V8 Optional	78	78-PC1500		
1985-1984	4.1 Liters 250 CID V8 Canada	78	78-PC1500		
1985-1984	4.1 Liters 250 CID V8 U.S.	78	78-PC1500		
1985-1983	5.7 Liters 350 CID V8 Diesel	78	78-PC1500		
1983	4.1 Liters 250 CID V8	78	78-PC1500		
1982-1981	5.7 Liters 350 CID V8 Diesel	74	75-PC1230		
1982-1981	4.1 Liters 252 CID V6	73	PC1200LMJT		4
1982	4.1 Liters 250 CID V8	73	PC1200LMJT		4
1981-1980	6.0 Liters 368 CID V8	73	PC1200LMJT		4
1980-1979	5.7 Liters 350 CID V8	74	75-PC1230		
1980	5.7 Liters 350 CID V8	73	PC1200LMJT		4
1978	5.7 Liters 350 CID V8 Diesel	73	PC1200LMJT		4
1978	5.7 Liters 350 CID V8 Early	73	PC1200LMJT		4
1978	5.7 Liters 350 CID V8 Late	74	75-PC1230		
1977-1976	5.7 Liters 350 CID V8	73	PC1200LMJT		4
<b>Cadillac SRX</b>					
2010	3.0 Liters 182 CID V6	48	PC1220		4
2009-2008	4.6 Liters 281 CID V8	48	PC1220		4
2009-2008	3.6 Liters 217 CID V6	48	PC1220		4
2007-2004	4.6 Liters 281 CID V8	101	PC1200LMJT		4
2007-2004	3.6 Liters 217 CID V6	101	PC1200LMJT		4
<b>Cadillac STS</b>					
2010-2008	4.6 Liters 281 CID V8	48	PC1220		4

1. Installation requires optional height adapter. Additional cable may be required.
2. Installation requires battery to be placed on its side to dimensionally fit. Vehicle battery restraint(s) may require modification.
3. Installation requires reverse mounting orientation for correct terminal polarity
4. Vehicle battery restraint(s) may require modification.
5. Installation requires additional interbattery cables for parallel connections.
6. If vehicle as Intelligent Key option, then use 34R-PC1500T with the optional height adapter. Additional cable may be required.
7. If vehicle as Intelligent key option, then use 35-PC1400T

Year, Make & Model	Engine, Liter & Options	BCI Group Size	ODYSSEY® Battery Model	Height Adapter	Notes
<b>Cadillac STS (ctd)</b>					
2010-2008	3.6 Liters 217 CID V6	48	PC1220		4
2009-2008	4.4 Liters 4371 CC 267 CID V8	48	PC1220		4
2007-2006	4.4 Liters 4371 CC 267 CID V8	101	PC1200LMJT		4
2007-2005	4.6 Liters 281 CID V8	101	PC1200LMJT		4
2007-2005	3.6 Liters 217 CID V6	101	PC1200LMJT		4
<b>Cadillac XLR</b>					
2009-2008	4.6 Liters 281 CID V8	85	PC1200MJT		4
2009-2008	4.4 Liters 4371 CC 267 CID V8	85	PC1200MJT		4
2007-2006	4.6 Liters 281 CID V8	90	PC1200MJT		4
2007-2006	4.4 Liters 4371 CC 267 CID V8	90	PC1200MJT		4
2005-2004	4.6 Liters 281 CID V8	86	75/86-PC1230DT		
<b>Checker Marathon</b>					
1982-1981	5.0 Liters 305 CID V8	24	34-PC1500T	Yes	1
1982-1981	4.4 Liters 267 CID V8	24	34-PC1500T	Yes	1
1982-1981	3.8 Liters 229 CID V6	24	34-PC1500T	Yes	1
1982-1980	5.7 Liters 350 CID V8	24	34-PC1500T	Yes	1
1980	5.0 Liters 305 CID V8	30H	25-PC1400T		
1980	4.4 Liters 267 CID V8	30H	25-PC1400T		
1980	3.8 Liters 229 CID V6	30H	25-PC1400T		
1979-1978	4.1 Liters 250 CID L6	30H	25-PC1400T		
1979-1977	5.0 Liters 305 CID V8	74	75-PC1230		
1979-1975	5.7 Liters 350 CID V8	74	75-PC1230		
1978-1975	5.7 Liters 350 CID V8 Optional	30HR	N/A		
1978	5.0 Liters 305 CID V8 Optional	30HR	N/A		
1977-1974	4.1 Liters 250 CID L6	30HR	N/A		
1974-1973	5.7 Liters 350 CID V8	30HR	N/A		
1973	5.7 Liters 350 CID V8 Optional	74	75-PC1230		
1973	4.1 Liters 250 CID L6	24	34-PC1500T	Yes	1
1973-1969	4.1 Liters 250 CID L6 Optional	30HR	N/A		
1972-1969	5.7 Liters 350 CID V8 ex. Limousine	24	34-PC1500T	Yes	1
1972-1969	5.7 Liters 350 CID V8 Optional	30HR	N/A		
1972-1969	4.1 Liters 250 CID L6 ex. Limousine	24	34-PC1500T	Yes	1
1969-1968	5.4 Liters 327 CID V8 ex. Limousine	24	34-PC1500T	Yes	1
1969-1968	5.4 Liters 327 CID V8 Optional	30HR	N/A		
1968	5.0 Liters 307 CID V8 ex. Limousine	24	34-PC1500T	Yes	1
1968	5.0 Liters 307 CID V8 Optional	30HR	N/A		
1968	3.8 Liters 230 CID L6 ex. Limousine	24	34-PC1500T	Yes	1
1968	3.8 Liters 230 CID L6 Optional	30HR	N/A		
<b>Chevrolet Astro</b>					
2005-2002	4.3 Liters 262 CID V6 Optional	78	78-PC1500		
2005-1991	4.3 Liters 262 CID V6	78	78-PC1500		
1990-1987	2.5 Liters 2474 CC 151 CID L4	75	75-PC1230		
1990-1985	4.3 Liters 262 CID V6	75	75-PC1230		
1990-1985	4.3 Liters 262 CID V6 Optional	78	78-PC1500		
1989-1985	2.5 Liters 2474 CC 151 CID L4 Optional	78	78-PC1500		
1986-1985	2.5 Liters 2474 CC 151 CID L4	70	PC1200LMJT		4
<b>Chevrolet Avalanche</b>					
2010-2009	5.3 Liters 5328 CC 325 CID V8 Optional	48	PC1220		4
2010-2008	5.3 Liters 5328 CC 325 CID V8	48	PC1220		4

Year, Make & Model	Engine, Liter & Options	BCI Group Size	ODYSSEY® Battery Model	Height Adapter	Notes
<b>Chevrolet Avalanche (ctd)</b>					
2009-2008	6.0 Liters 364 CID V8	48	PC1220		4
2009	6.0 Liters 364 CID V8 Optional	48	PC1220		4
2007	6.0 Liters 364 CID V8 Early	78	78-PC1500		
2007	6.0 Liters 364 CID V8 Late	48	PC1220		4
2007	5.3 Liters 5328 CC 325 CID V8 Early	78	78-PC1500		
2007	5.3 Liters 5328 CC 325 CID V8 Late	48	PC1220		4
<b>Chevrolet Avalanche 1500</b>					
2006	5.3 Liters 5328 CC 325 CID V8	78	78-PC1500		
2005-2002	5.3 Liters 323 CID V8	78	78-PC1500		
<b>Chevrolet Avalanche 2500</b>					
2006-2002	8.1 Liters 496 CID V8	78	78-PC1500		
<b>Chevrolet Aveo</b>					
2010-2004	1.6 Liters 1598 CC 98 CID L4	86	75/86-PC1230DT		
<b>Chevrolet Aveo5</b>					
2010-2008	1.6 Liters 1598 CC 98 CID L4	86	75/86-PC1230DT		
<b>Chevrolet Bel Air</b>					
1981	5.0 Liters 305 CID V8	71	PC1200LMJT		4
1981	4.4 Liters 267 CID V8	71	PC1200LMJT		4
1975-1971	6.6 Liters 400 CID V8	74	75-PC1230		
1975-1971	5.7 Liters 350 CID V8	74	75-PC1230		
1975-1970	7.4 Liters 454 CID V8 Optional	74	75-PC1230		
1973-1971	4.1 Liters 250 CID L6	72	PC1200LMJT		4
1973-1970	7.4 Liters 454 CID V8	74	75-PC1230		
1973-1970	6.6 Liters 400 CID V8 Optional	74	75-PC1230		
1973-1970	5.7 Liters 350 CID V8 Optional	74	75-PC1230		
1972-1971	6.6 Liters 402 CID V8	74	75-PC1230		
1972-1971	6.6 Liters 402 CID V8 Optional	74	75-PC1230		
1970	6.6 Liters 400 CID V8	24	34-PC1500T	Yes	1
1970	5.7 Liters 350 CID V8	24C	N/A		
1970-1965	4.1 Liters 250 CID L6	22F	PC1200MJT		4
1969-1968	7.0 Liters 427 CID V8 Optional	24T	34-PC1500T	Yes	1
1969-1968	6.5 Liters 396 CID V8 Optional	24T	34-PC1500T	Yes	1
1969	5.7 Liters 350 CID V8	24	34-PC1500T	Yes	1
1969	5.7 Liters 350 CID V8 Optional	24T	34-PC1500T	Yes	1
1969-1968	5.4 Liters 327 CID V8 Optional	24T	34-PC1500T	Yes	1
1969-1968	4.1 Liters 250 CID L6 AC	24	34-PC1500T	Yes	1
1969-1966	7.0 Liters 427 CID V8	24	34-PC1500T	Yes	1
1969-1965	6.5 Liters 396 CID V8	24	34-PC1500T	Yes	1
1969-1962	5.4 Liters 327 CID V8	24	34-PC1500T	Yes	1
1968	5.0 Liters 307 CID V8 AC	24	34-PC1500T	Yes	1
1968	5.0 Liters 307 CID V8	22F	PC1200MJT		4
1967-1966	4.6 Liters 283 CID V8	24	34-PC1500T	Yes	1
1966	4.1 Liters 250 CID L6 AC	24	34-PC1500T	Yes	1
1965-1961	6.7 Liters 409 CID V8	24	34-PC1500T	Yes	1
1965-1963	4.6 Liters 283 CID V8	22F	PC1200MJT		4
1965-1963	3.8 Liters 230 CID L6	22F	PC1200MJT		4
1963	7.0 Liters 427 CID V8	24	34-PC1500T	Yes	1
1962-1957	4.6 Liters 283 CID V8	24	34-PC1500T	Yes	1
1962-1961	3.9 Liters 235 CID L6	24	34-PC1500T	Yes	1
1961-1958	5.7 Liters 348 CID V8	24	34-PC1500T	Yes	1
1960	3.9 Liters 236 CID L6	24	34-PC1500T	Yes	1
1959-1955	3.9 Liters 235 CID L6	24	34-PC1500T	Yes	1
1957-1955	4.3 Liters 265 CID V8	24	34-PC1500T	Yes	1

1. Installation requires optional height adapter. Additional cable may be required.
2. Installation requires battery to be placed on its side to dimensionally fit. Vehicle battery restraint(s) may require modification.
3. Installation requires reverse mounting orientation for correct terminal polarity
4. Vehicle battery restraint(s) may require modification.
5. Installation requires additional interbattery cables for parallel connections.
6. If vehicle as Intelligent Key option, then use 34R-PC1500T with the optional height adapter. Additional cable may be required.
7. If vehicle as Intelligent key option, then use 35-PC1400T



Year, Make & Model	Engine, Liter & Options	BCI Group Size	ODYSSEY® Battery Model	Height Adapter	Notes
<b>Chevrolet Bel Air (ctd)</b>					
1954	3.9 Liters 235 CID L6	1	N/A		
1953-1950	3.9 Liters 236 CID L6	1	N/A		
1952-1950	3.6 Liters 217 CID L6	1	N/A		
<b>Chevrolet Beretta</b>					
1996-1994	2.2 Liters 134 CID L4 Optional	75	75-PC1230		
1996-1992	2.2 Liters 134 CID L4	75	75-PC1230		
1996-1990	3.1 Liters 189 CID V6	75	75-PC1230		
1994	3.1 Liters 189 CID V6 Optional	75	75-PC1230		
1994-1990	2.3 Liters 140 CID L4	75	75-PC1230		
1991-1990	3.1 Liters 189 CID V6 Optional	75	75-PC1230		
1991-1990	2.2 Liters 134 CID L4 MT	70	PC1200LMJT		4
1991-1990	2.2 Liters 134 CID L4 AT & Optional	75	75-PC1230		
1989-1987	2.8 Liters 173 CID V6	70	PC1200LMJT		4
1989-1987	2.8 Liters 173 CID V6 Optional	75	75-PC1230		
1989-1987	2.0 Liters 122 CID L4 MT	70	PC1200LMJT		4
1989-1987	2.0 Liters 122 CID L4 AT	75	75-PC1230		
<b>Chevrolet Biscayne</b>					
1972-1971	7.4 Liters 454 CID V8	74	75-PC1230		
1972-1971	6.6 Liters 402 CID V8	74	75-PC1230		
1972-1971	4.1 Liters 250 CID L6	74	75-PC1230		
1972-1970	6.6 Liters 400 CID V8	74	75-PC1230		
1972-1970	5.7 Liters 350 CID V8	74	75-PC1230		
1970	7.4 Liters 454 CID V8	24	34-PC1500T	Yes	1
1970-1968	4.1 Liters 250 CID L6	24	34-PC1500T	Yes	1
1969-1966	7.0 Liters 427 CID V8	24	75-PC1230		
1969-1965	6.5 Liters 396 CID V8	24	34-PC1500T	Yes	1
1969	5.7 Liters 350 CID V8	24	34-PC1500T	Yes	1
1969-1962	5.4 Liters 327 CID V8	24	34-PC1500T	Yes	1
1968	5.0 Liters 307 CID V8	24	34-PC1500T	Yes	1
1967-1966	4.1 Liters 250 CID L6	22F	PC1200MJT		4
1967-1958	4.6 Liters 283 CID V8	24	34-PC1500T	Yes	1
1966-1965	4.1 Liters 250 CID L6	24	34-PC1500T	Yes	1
1965-1963	3.8 Liters 230 CID L6	24	34-PC1500T	Yes	1
1965-1961	6.7 Liters 409 CID V8	24	34-PC1500T	Yes	1
1963	7.0 Liters 427 CID V8	24	34-PC1500T	Yes	1
1962-1958	3.9 Liters 235 CID L6	24	34-PC1500T	Yes	1
1961-1958	5.7 Liters 348 CID V8	24	34-PC1500T	Yes	1
1960	3.9 Liters 236 CID L6	24	34-PC1500T	Yes	1
<b>Chevrolet Blazer</b>					
2005-1995	4.3 Liters 262 CID V6	75	75-PC1230		
2005-1995	4.3 Liters 262 CID V6 Optional	75	75-PC1230		
1994	6.5 Liters 395 CID V8 Diesel	78	78-PC1500		
1994	5.7 Liters 350 CID V8	78	78-PC1500		
1993-1991	5.7 Liters 350 CID V8 Primary Battery	78	78-PC1500		
1993-1991	5.7 Liters 350 CID V8 Auxiliary	78	78-PC1500		
1991-1990	6.2 Liters 379 CID V8 Diesel	78	78-PC1500		
1990-1987	5.7 Liters 350 CID V8	75	75-PC1230		
1990-1987	5.7 Liters 350 CID V8 Optional	78	78-PC1500		
1989-1987	6.2 Liters 379 CID V8 Diesel	75	75-PC1230		
1987	5.0 Liters 305 CID V8 AT	75	75-PC1230		
1987	5.0 Liters 305 CID V8 MT	75	75-PC1230		
1987	5.0 Liters 305 CID V8 Optional	78	78-PC1500		
1974-1971	5.7 Liters 350 CID V8	74	75-PC1230		

Year, Make & Model	Engine, Liter & Options	BCI Group Size	ODYSSEY® Battery Model	Height Adapter	Notes
<b>Chevrolet Blazer (ctd)</b>					
1974-1972	4.1 Liters 250 CID L6	72	PC1200LMJT		4
1973	7.4 Liters 454 CID V8	74	75-PC1230		
1973-1971	5.0 Liters 307 CID V8	74	75-PC1230		
1973	4.8 Liters 292 CID L6	72	PC1200LMJT		4
1971	4.1 Liters 250 CID L6	74	75-PC1230		
1970-1969	5.7 Liters 350 CID V8	24C	N/A		
1970	5.0 Liters 307 CID V8	24	34-PC1500T	Yes	1
1970	4.8 Liters 292 CID L6	24C	N/A		
1970-1969	4.1 Liters 250 CID L6	24C	N/A		
1969	5.0 Liters 307 CID V8	24C	N/A		
<b>Chevrolet Brookwood</b>					
1972	6.6 Liters 402 CID V8	74	75-PC1230		
1972	6.6 Liters 400 CID V8	74	75-PC1230		
1972-1970	5.7 Liters 350 CID V8	74	75-PC1230		
1970	6.6 Liters 400 CID V8	74	75-PC1230		
1969	5.7 Liters 350 CID V8	24	34-PC1500T	Yes	1
1969	4.1 Liters 250 CID L6	24	34-PC1500T	Yes	1
<b>Chevrolet C10</b>					
1986-1983	6.2 Liters 379 CID V8 Diesel	78	78-PC1500		
1986	5.7 Liters 350 CID V8	70	PC1200LMJT		4
1986-1982	5.7 Liters 350 CID V8 Optional	78	78-PC1500		
1986	5.0 Liters 305 CID V8	70	PC1200LMJT		4
1986-1983	5.0 Liters 305 CID V8 Optional	78	78-PC1500		
1986-1985	4.3 Liters 262 CID V6	75	75-PC1230		
1986-1985	4.3 Liters 262 CID V6 Optional	78	78-PC1500		
1985-1984	5.7 Liters 350 CID V8	71	PC1200LMJT		4
1984	5.0 Liters 305 CID V8	71	PC1200LMJT		4
1984	4.1 Liters 250 CID L6	71	PC1200LMJT		4
1983-1981	5.7 Liters 350 CID V8	70	PC1200LMJT		4
1983	5.0 Liters 305 CID V8	70	PC1200LMJT		4
1983	4.1 Liters 250 CID L6	70	PC1200LMJT		4
1982	6.2 Liters 379 CID V8 Diesel	74	PC1200LMJT		4
1982	5.7 Liters 350 CID V8	71	PC1200LMJT		4
1982	5.7 Liters 350 CID V8 Optional	74	75-PC1230		
1982	5.0 Liters 305 CID V8	71	PC1200LMJT		4
1982	5.0 Liters 305 CID V8 Optional	74	75-PC1230		
1982	4.1 Liters 250 CID L6	71	PC1200LMJT		4
1981	5.7 Liters 350 CID V8 Diesel	73	PC1200LMJT		4
1981	5.0 Liters 305 CID V8	70	PC1200LMJT		4
1981	4.1 Liters 250 CID L6	70	PC1200LMJT		4
1980-1978	5.7 Liters 350 CID V8 Diesel	74	75-PC1230		
1980-1977	4.8 Liters 292 CID L6	71	PC1200LMJT		4
1980-1977	4.1 Liters 250 CID L6	71	PC1200LMJT		4
1980-1976	6.6 Liters 400 CID V8	71	PC1200LMJT		4
1980-1976	5.7 Liters 350 CID V8	71	PC1200LMJT		4
1980-1976	5.0 Liters 305 CID V8	71	PC1200LMJT		4
1980-1975	7.4 Liters 454 CID V8	74	75-PC1230		
1979-1978	5.7 Liters 350 CID V8	74	75-PC1230		
1976-1975	4.8 Liters 292 CID L6	72	PC1200LMJT		4
1976-1975	4.1 Liters 250 CID L6	72	PC1200LMJT		4
1975	5.7 Liters 350 CID V8	74	75-PC1230		
<b>Chevrolet C10 Pickup</b>					
1974-1973	7.4 Liters 454 CID V8	74	75-PC1230		
1974-1973	4.8 Liters 292 CID L6	72	PC1200LMJT		4
1974-1972	4.1 Liters 250 CID L6	72	PC1200LMJT		4

1. Installation requires optional height adapter. Additional cable may be required.
2. Installation requires battery to be placed on its side to dimensionally fit. Vehicle battery restraint(s) may require modification.
3. Installation requires reverse mounting orientation for correct terminal polarity
4. Vehicle battery restraint(s) may require modification.
5. Installation requires additional interbattery cables for parallel connections.
6. If vehicle as Intelligent Key option, then use 34R-PC1500T with the optional height adapter. Additional cable may be required.
7. If vehicle as Intelligent key option, then use 35-PC1400T

Year, Make & Model	Engine, Liter & Options	BCI Group Size	ODYSSEY® Battery Model	Height Adapter	Notes
<b>Chevrolet C10 Pickup (ctd)</b>					
1974-1971	5.7 Liters 350 CID V8	74	75-PC1230		
1973-1971	5.0 Liters 307 CID V8	74	75-PC1230		
1972-1971	6.6 Liters 402 CID V8	74	75-PC1230		
1971	4.8 Liters 292 CID L6	74	75-PC1230		
1971	4.1 Liters 250 CID L6	74	75-PC1230		
1970	6.6 Liters 402 CID V8	24C	N/A		
1970-1969	5.7 Liters 350 CID V8	24C	N/A		
1970-1968	5.0 Liters 307 CID V8	24C	N/A		
1970-1966	4.1 Liters 250 CID L6	24C	N/A		
1970-1965	4.8 Liters 292 CID L6	24C	N/A		
1969-1968	6.5 Liters 396 CID V8	24C	N/A		
1968-1965	5.4 Liters 327 CID V8	24C	N/A		
1967-1965	4.6 Liters 283 CID V8	24C	N/A		
1966-1965	3.8 Liters 230 CID L6	24C	N/A		
1964	5.4 Liters 327 CID V8	24	34-PC1500T	Yes	1
1964-1963	4.8 Liters 292 CID L6	24	34-PC1500T	Yes	1
1964-1963	3.8 Liters 230 CID L6	24	34-PC1500T	Yes	1
1964-1961	4.6 Liters 283 CID V8	24	34-PC1500T	Yes	1
1962	5.4 Liters 327 CID V8	24	34-PC1500T	Yes	1
1962-1961	3.9 Liters 235 CID L6	24	34-PC1500T	Yes	1
<b>Chevrolet C10 Suburban</b>					
1986-1983	6.2 Liters 379 CID V8 Diesel	78	78-PC1500		
1986	5.7 Liters 350 CID V8	70	PC1200LMJT		4
1986-1984	5.7 Liters 350 CID V8 Optional	78	78-PC1500		
1986	5.0 Liters 305 CID V8	70	PC1200LMJT		4
1986-1983	5.0 Liters 305 CID V8 Optional	78	78-PC1500		
1985-1984	5.7 Liters 350 CID V8	71	PC1200LMJT		4
1984	5.0 Liters 305 CID V8	71	PC1200LMJT		4
1983	5.7 Liters 350 CID V8	70	PC1200LMJT		4
1983	5.7 Liters 350 CID V8	78	78-PC1500		
1983	5.0 Liters 305 CID V8	70	PC1200LMJT		4
1982	6.2 Liters 379 CID V8 Diesel	74	75-PC1230		
1982	5.7 Liters 350 CID V8	71	PC1200LMJT		4
1982	5.7 Liters 350 CID V8 Optional	74	75-PC1230		
1982	5.0 Liters 305 CID V8	71	PC1200LMJT		4
1982	5.0 Liters 305 CID V8 Optional	74	75-PC1230		
1981	5.7 Liters 350 CID V8	70	PC1200LMJT		4
1981	5.7 Liters 350 CID V8 Diesel	73	PC1200LMJT		4
1981	5.0 Liters 305 CID V8	70	PC1200LMJT		4
1980-1978	5.7 Liters 350 CID V8 Diesel	74	75-PC1230		
1980-1977	4.1 Liters 250 CID L6	71	PC1200LMJT		4
1980-1976	7.4 Liters 454 CID V8	71	PC1200LMJT		4
1980-1976	5.0 Liters 305 CID V8	71	PC1200LMJT		4
1980-1976	5.7 Liters 350 CID V8	71	PC1200LMJT		4
1976-1972	4.1 Liters 250 CID L6	72	PC1200LMJT		4
1975-1973	7.4 Liters 454 CID V8	74	75-PC1230		
1975-1971	5.7 Liters 350 CID V8	74	75-PC1230		
1974-1973	4.8 Liters 292 CID L6	72	PC1200LMJT		4
1973-1971	5.0 Liters 307 CID V8	74	75-PC1230		
1972-1971	6.6 Liters 402 CID V8	74	75-PC1230		
1971	4.8 Liters 292 CID L6	74	75-PC1230		
1971	4.1 Liters 250 CID L6	74	75-PC1230		
1970	6.6 Liters 402 CID V8	24C	N/A		
1970-1969	5.7 Liters 350 CID V8	24C	N/A		
1970-1968	5.0 Liters 307 CID V8	24C	N/A		

Year, Make & Model	Engine, Liter & Options	BCI Group Size	ODYSSEY® Battery Model	Height Adapter	Notes
<b>Chevrolet C10 Suburban (ctd)</b>					
1970-1968	4.8 Liters 292 CID L6	24C	N/A		
1970-1968	4.1 Liters 250 CID L6	24C	N/A		
1969-1968	6.5 Liters 396 CID V8	24C	N/A		
1968	5.4 Liters 327 CID V8	24C	N/A		
<b>Chevrolet C1500</b>					
1999-1994	5.7 Liters 350 CID V8	78	78-PC1500		
1999	5.7 Liters 350 CID V8 Optional	78	78-PC1500		
1999-1994	5.0 Liters 305 CID V8	78	78-PC1500		
1999	5.0 Liters 305 CID V8 Optional	78	78-PC1500		
1998-1994	6.5 Liters 395 CID V8 Diesel	78	78-PC1500		
1998-1994	4.3 Liters 262 CID V6	78	78-PC1500		
1993-1992	6.2 Liters 379 CID V8 Diesel	75	75-PC1230		
1993-1991	7.4 Liters 454 CID V8	78	78-PC1500		
	Primary Battery				
1993-1991	5.7 Liters 350 CID V8	78	78-PC1500		
	Primary Battery				
1993-1991	5.7 Liters 350 CID V8	78	78-PC1500		
	Auxiliary				
1993-1991	5.0 Liters 305 CID V8	78	78-PC1500		
	Primary Battery				
1993-1991	5.0 Liters 305 CID V8 Auxiliary	78	78-PC1500		
1993-1991	4.3 Liters 262 CID V6	78	78-PC1500		
	Primary Battery				
1993-1991	4.3 Liters 262 CID V6	78	78-PC1500		
	Auxiliary				
1993-1990	7.4 Liters 454 CID V8	78	78-PC1500		
	Auxiliary				
1991	6.2 Liters 379 CID V8 Diesel	78	78-PC1500		
1990	7.4 Liters 454 CID V8	78	78-PC1500		
1990-1988	6.2 Liters 379 CID V8 Diesel	75	75-PC1230		
1990-1988	5.7 Liters 350 CID V8	75	75-PC1230		
1990-1988	5.7 Liters 350 CID V8 Optional	78	78-PC1500		
1990	5.0 Liters 305 CID V8	75	75-PC1230		
1990-1988	5.0 Liters 305 CID V8 Optional	78	78-PC1500		
1990-1988	4.3 Liters 262 CID V6	75	75-PC1230		
1989-1988	5.0 Liters 305 CID V8 AT	75	75-PC1230		
1989-1988	5.0 Liters 305 CID V8 MT	75	75-PC1230		
<b>Chevrolet C1500 Suburban</b>					
1999-1995	6.5 Liters 395 CID V8 Diesel	78	78-PC1500		
1999	6.5 Liters 395 CID V8 Diesel & Optional	78	78-PC1500		
1999-1994	5.7 Liters 350 CID V8	78	78-PC1500		
1999	5.7 Liters 350 CID V8 Optional	78	78-PC1500		
1993-1992	5.7 Liters 350 CID V8	78	78-PC1500		
	Primary Battery				
1993-1992	5.7 Liters 350 CID V8 Auxiliary	78	78-PC1500		
<b>Chevrolet C20</b>					
1986	7.4 Liters 454 CID V8	78	78-PC1500		
1986	5.7 Liters 350 CID V8	70	PC1200LMJT		4
1986	5.0 Liters 305 CID V8	70	PC1200LMJT		4
1986	4.8 Liters 292 CID L6	70	PC1200LMJT		4
1986	4.8 Liters 292 CID L6 Optional	78	78-PC1500		
1986-1985	4.3 Liters 262 CID V6	75	75-PC1230		
1986-1985	4.3 Liters 262 CID V6 Optional	78	78-PC1500		
1986-1983	6.2 Liters 379 CID V8 Diesel	78	78-PC1500		
1986-1983	5.7 Liters 350 CID V8 Optional	78	78-PC1500		

1. Installation requires optional height adapter. Additional cable may be required.
2. Installation requires battery to be placed on its side to dimensionally fit. Vehicle battery restraint(s) may require modification.
3. Installation requires reverse mounting orientation for correct terminal polarity
4. Vehicle battery restraint(s) may require modification.
5. Installation requires additional interbattery cables for parallel connections.
6. If vehicle as Intelligent Key option, then use 34R-PC1500T with the optional height adapter. Additional cable may be required.
7. If vehicle as Intelligent key option, then use 35-PC1400T

Year, Make & Model	Engine, Liter & Options	BCI Group Size	ODYSSEY® Battery Model	Height Adapter	Notes
<b>Chevrolet C20 (ctd)</b>					
1986-1983	5.0 Liters 305 CID V8 Optional	78	78-PC1500		
1985	7.4 Liters 454 CID V8 Optional	78	78-PC1500		
1985-1984	5.7 Liters 350 CID V8	71	PC1200LMJT		4
1985-1982	4.8 Liters 292 CID L6	71	PC1200LMJT		4
1984	7.4 Liters 454 CID V8	78	78-PC1500		
1984	5.0 Liters 305 CID V8	71	PC1200LMJT		4
1984	4.1 Liters 250 CID L6	71	PC1200LMJT		4
1983	7.4 Liters 454 CID V8	70	PC1200LMJT		4
1983	7.4 Liters 454 CID V8 Optional	78	78-PC1500		
1983	5.7 Liters 350 CID V8	70	PC1200LMJT		4
1983	5.0 Liters 305 CID V8	70	PC1200LMJT		4
1983	4.1 Liters 250 CID L6	70	PC1200LMJT		4
1982	7.4 Liters 454 CID V8	74	75-PC1230		
1982	6.2 Liters 379 CID V8 Diesel	74	75-PC1230		
1982	5.7 Liters 350 CID V8	71	PC1200LMJT		4
1982	5.7 Liters 350 CID V8 Optional	74	75-PC1230		4
1982	5.0 Liters 305 CID V8	71	PC1200LMJT		4
1982	5.0 Liters 305 CID V8 Optional	74	75-PC1230		4
1982	4.1 Liters 250 CID L6	71	PC1200LMJT		4
1981	7.4 Liters 454 CID V8	70	PC1200LMJT		4
1981	5.7 Liters 350 CID V8	70	PC1200LMJT		4
1981	5.0 Liters 305 CID V8	70	PC1200LMJT		4
1981	4.8 Liters 292 CID L6	70	PC1200LMJT		4
1981	4.1 Liters 250 CID L6	70	PC1200LMJT		4
1980-1977	5.0 Liters 305 CID V8	71	PC1200LMJT		4
1980-1977	4.8 Liters 292 CID L6	71	PC1200LMJT		4
1980-1977	4.1 Liters 250 CID L6	71	PC1200LMJT		4
1980-1976	6.6 Liters 400 CID V8	71	PC1200LMJT		4
1980-1976	5.7 Liters 350 CID V8	71	PC1200LMJT		4
1980-1975	7.4 Liters 454 CID V8	74	75-PC1230		
1976-1975	4.8 Liters 292 CID L6	72	PC1200LMJT		4
1976-1975	4.1 Liters 250 CID L6	72	PC1200LMJT		4
1975	5.7 Liters 350 CID V8	74	75-PC1230		
<b>Chevrolet C20 Pickup</b>					
1974-1973	7.4 Liters 454 CID V8	74	75-PC1230		
1974-1972	4.8 Liters 292 CID L6	72	PC1200LMJT		4
1974-1972	4.1 Liters 250 CID L6	72	PC1200LMJT		4
1974-1971	5.7 Liters 350 CID V8	74	75-PC1230		
1973-1971	5.0 Liters 307 CID V8	74	75-PC1230		
1971	6.6 Liters 402 CID V8	74	75-PC1230		
1971	4.8 Liters 292 CID L6	74	75-PC1230		
1971	4.1 Liters 250 CID L6	74	75-PC1230		
1970	6.6 Liters 402 CID V8	24C	N/A		
1970-1969	5.7 Liters 350 CID V8	24C	N/A		
1970-1968	5.0 Liters 307 CID V8	24C	N/A		
1970-1966	4.1 Liters 250 CID L6	24C	N/A		
1970-1965	4.8 Liters 292 CID L6	24C	N/A		
1969-1968	6.5 Liters 396 CID V8	24C	N/A		
1968-1965	5.4 Liters 327 CID V8	24C	N/A		
1967-1965	4.6 Liters 283 CID V8	24C	N/A		
1966	6.0 Liters 366 CID V8	24C	N/A		
1965	6.7 Liters 409 CID V8	24C	N/A		
1965	5.7 Liters 348 CID V8	24C	N/A		
1965	3.8 Liters 230 CID L6	24C	N/A		
1964	6.7 Liters 409 CID V8	24	34-PC1500T	Yes	1

Year, Make & Model	Engine, Liter & Options	BCI Group Size	ODYSSEY® Battery Model	Height Adapter	Notes
<b>Chevrolet C20 Pickup (ctd)</b>					
1964	5.7 Liters 348 CID V8	24	34-PC1500T	Yes	1
1964	5.4 Liters 327 CID V8	24	34-PC1500T	Yes	1
1964-1963	4.8 Liters 292 CID L6	24	34-PC1500T	Yes	1
1964-1963	3.8 Liters 230 CID L6	24	34-PC1500T	Yes	1
1964-1961	4.6 Liters 283 CID V8	24	34-PC1500T	Yes	1
1962	6.7 Liters 409 CID V8	24	34-PC1500T	Yes	1
1962-1961	5.7 Liters 348 CID V8	24	34-PC1500T	Yes	1
1962	5.4 Liters 327 CID V8	24	34-PC1500T	Yes	1
1962-1961	3.9 Liters 235 CID L6	24	34-PC1500T	Yes	1
<b>Chevrolet C20 Suburban</b>					
1986	7.4 Liters 454 CID V8	78	78-PC1500		
1986-1983	6.2 Liters 379 CID V8 Diesel	78	78-PC1500		
1986-1981	5.7 Liters 350 CID V8	70	PC1200LMJT		4
1986-1982	5.7 Liters 350 CID V8 Optional	78	78-PC1500		
1986	5.0 Liters 305 CID V8	70	PC1200LMJT		4
1986-1983	5.0 Liters 305 CID V8 Optional	78	78-PC1500		
1986	4.8 Liters 292 CID L6	70	PC1200LMJT		4
1986	4.8 Liters 292 CID L6 Optional	78	78-PC1500		
1985	7.4 Liters 454 CID V8 Optional	78	78-PC1500		
1985-1984	4.8 Liters 292 CID L6	71	PC1200LMJT		4
1984	7.4 Liters 454 CID V8	78	78-PC1500		
1984	5.7 Liters 350 CID V8	71	PC1200LMJT		4
1984	5.0 Liters 305 CID V8	71	PC1200LMJT		4
1983	7.4 Liters 454 CID V8	70	PC1200LMJT		4
1983	7.4 Liters 454 CID V8 Optional	78	78-PC1500		
1983	5.0 Liters 305 CID V8	70	PC1200LMJT		4
1982	7.4 Liters 454 CID V8	74	75-PC1230		
1982	6.2 Liters 379 CID V8 Diesel	74	75-PC1230		
1982	5.7 Liters 350 CID V8	71	PC1200LMJT		4
1982	5.7 Liters 350 CID V8 Optional	74	75-PC1230		
1982	5.0 Liters 305 CID V8	71	PC1200LMJT		4
1982	5.0 Liters 305 CID V8 Optional	74	75-PC1230		
1982	4.8 Liters 292 CID L6	71	PC1200LMJT		4
1981	7.4 Liters 454 CID V8	70	PC1200LMJT		4
1981	5.0 Liters 305 CID V8	70	PC1200LMJT		4
1981	4.8 Liters 292 CID L6	70	PC1200LMJT		4
1980-1973	7.4 Liters 454 CID V8	74	75-PC1230		
1980-1976	6.6 Liters 400 CID V8	71	PC1200LMJT		4
1980-1976	5.7 Liters 350 CID V8	71	PC1200LMJT		4
1980-1976	5.0 Liters 305 CID V8	71	PC1200LMJT		4
1980-1977	4.8 Liters 292 CID L6	71	PC1200LMJT		4
1976-1972	4.8 Liters 292 CID L6	72	PC1200LMJT		4
1975-1971	5.7 Liters 350 CID V8	74	75-PC1230		
1974-1972	4.1 Liters 250 CID L6	72	PC1200LMJT		4
1973-1971	5.0 Liters 307 CID V8	74	75-PC1230		
1972-1971	6.6 Liters 402 CID V8	74	75-PC1230		
1971	4.8 Liters 292 CID L6	74	75-PC1230		
1971	4.1 Liters 250 CID L6	74	75-PC1230		
1970	6.6 Liters 402 CID V8	24C	N/A		
1970-1969	5.7 Liters 350 CID V8	24C	N/A		
1970-1968	5.0 Liters 307 CID V8	24C	N/A		
1970-1968	4.8 Liters 292 CID L6	24C	N/A		
1970-1968	4.1 Liters 250 CID L6	24C	N/A		
1969-1968	6.5 Liters 396 CID V8	24C	N/A		
1968	5.4 Liters 327 CID V8	24C	N/A		

1. Installation requires optional height adapter. Additional cable may be required.
2. Installation requires battery to be placed on its side to dimensionally fit. Vehicle battery restraint(s) may require modification.
3. Installation requires reverse mounting orientation for correct terminal polarity
4. Vehicle battery restraint(s) may require modification.
5. Installation requires additional interbattery cables for parallel connections.
6. If vehicle as Intelligent Key option, then use 34R-PC1500T with the optional height adapter. Additional cable may be required.
7. If vehicle as Intelligent key option, then use 35-PC1400T

Year, Make & Model	Engine, Liter & Options	BCI Group Size	ODYSSEY® Battery Model	Height Adapter	Notes
<b>Chevrolet C2500</b>					
2000	7.4 Liters 454 CID V8	78	78-PC1500		
2000-1999	7.4 Liters 454 CID V8 Optional	78	78-PC1500		
2000-1999	6.5 Liters 395 CID V8 Diesel & Optional	78	78-PC1500		
2000	5.7 Liters 350 CID V8	78	78-PC1500		
2000-1999	5.7 Liters 350 CID V8 Optional	78	78-PC1500		
2000-1994	6.5 Liters 395 CID V8	78	78-PC1500		
1999	7.4 Liters 454 CID V8 Police & Optional	78	78-PC1500		
1999	7.4 Liters 454 CID V8 Primary Battery	78	78-PC1500		
1999	5.7 Liters 350 CID V8 Police & Optional	78	78-PC1500		
1999	5.7 Liters 350 CID V8 Primary Battery	78	78-PC1500		
1999-1993	5.0 Liters 305 CID V8	78	78-PC1500		
1999	5.0 Liters 305 CID V8 Optional	78	78-PC1500		
1999	5.0 Liters 305 CID V8 Police & Optional	78	78-PC1500		
1998-1993	7.4 Liters 454 CID V8	78	78-PC1500		
1998-1993	5.7 Liters 350 CID V8	78	78-PC1500		
1997	5.0 Liters 305 CID V8 Optional	78	78-PC1500		
1995-1993	4.3 Liters 262 CID V6	78	78-PC1500		
1993-1992	6.5 Liters 395 CID V8 Diesel	75	75-PC1230		
1993-1992	6.2 Liters 379 CID V8 Diesel	75	75-PC1230		
1993-1991	7.4 Liters 454 CID V8 Auxiliary	78	78-PC1500		
1993-1991	7.4 Liters 454 CID V8 Primary Battery	78	78-PC1500		
1993-1991	5.7 Liters 350 CID V8 Auxiliary	78	78-PC1500		
1993-1991	5.7 Liters 350 CID V8 Primary Battery	78	78-PC1500		
1993-1991	5.0 Liters 305 CID V8 Auxiliary	78	78-PC1500		
1993-1991	5.0 Liters 305 CID V8 Primary Battery	78	78-PC1500		
1993-1991	4.3 Liters 262 CID V6 Auxiliary	78	78-PC1500		
1993-1991	4.3 Liters 262 CID V6 Primary Battery	78	78-PC1500		
1991	7.4 Liters 454 CID V8	78	78-PC1500		
1991-1990	6.2 Liters 379 CID V8 Diesel	78	78-PC1500		
1991	5.7 Liters 350 CID V8	78	78-PC1500		
1991	5.0 Liters 305 CID V8	78	78-PC1500		
1991	4.3 Liters 262 CID V6	78	78-PC1500		
1990-1988	6.2 Liters 379 CID V8 Diesel	75	75-PC1230		
1990-1988	5.7 Liters 350 CID V8 Optional	78	78-PC1500		
1990	5.0 Liters 305 CID V8	75	75-PC1230		
1990-1988	5.0 Liters 305 CID V8 Optional	78	78-PC1500		
1990-1988	4.3 Liters 262 CID V6	75	75-PC1230		
1990-1988	5.7 Liters 350 CID V8	75	75-PC1230		
1989-1988	5.0 Liters 305 CID V8 AT	75	75-PC1230		
1989-1988	5.0 Liters 305 CID V8 MT	75	75-PC1230		
<b>Chevrolet C2500 Suburban</b>					
1999	7.4 Liters 454 CID V8 Optional	78	78-PC1500		
1999	7.4 Liters 454 CID V8 Police & Optional	78	78-PC1500		

Year, Make & Model	Engine, Liter & Options	BCI Group Size	ODYSSEY® Battery Model	Height Adapter	Notes
<b>Chevrolet C2500 Suburban (ctd)</b>					
1999	7.4 Liters 454 CID V8 Primary Battery	78	78-PC1500		
1999-1994	6.5 Liters 395 CID V8 Diesel	78	78-PC1500		
1999	6.5 Liters 395 CID V8 Diesel & Optional	78	78-PC1500		
1999	5.7 Liters 350 CID V8 Optional	78	78-PC1500		
1999	5.7 Liters 350 CID V8 Police & Optional	78	78-PC1500		
1999	5.7 Liters 350 CID V8 Primary Battery	78	78-PC1500		
1998-1994	7.4 Liters 454 CID V8	78	78-PC1500		
1998-1994	5.7 Liters 350 CID V8	78	78-PC1500		
1993-1992	7.4 Liters 454 CID V8 Auxiliary	78	78-PC1500		
1993-1992	7.4 Liters 454 CID V8 Primary Battery	78	78-PC1500		
1993	6.5 Liters 395 CID V8	78	78-PC1500		
1993	6.5 Liters 395 CID V8 Auxiliary	78	78-PC1500		
1993-1992	5.7 Liters 350 CID V8 Auxiliary	78	78-PC1500		
1993-1992	5.7 Liters 350 CID V8 Primary Battery	78	78-PC1500		
<b>Chevrolet C30</b>					
1986	7.4 Liters 454 CID V8	78	78-PC1500		
1986-1983	6.2 Liters 379 CID V8 Diesel	78	78-PC1500		
1986	5.7 Liters 350 CID V8	70	PC1200LMJT		4
1986-1983	5.7 Liters 350 CID V8 Optional	78	78-PC1500		
1986	5.0 Liters 305 CID V8	70	PC1200LMJT		4
1986	5.0 Liters 305 CID V8 Optional	78	78-PC1500		
1986	4.8 Liters 292 CID L6	70	PC1200LMJT		4
1986	4.8 Liters 292 CID L6 Optional	78	78-PC1500		
1985-1984	7.4 Liters 454 CID V8 Optional	78	78-PC1500		
1985-1982	4.8 Liters 292 CID L6	71	PC1200LMJT		4
1984	5.7 Liters 350 CID V8	71	PC1200LMJT		4
1983	7.4 Liters 454 CID V8	70	PC1200LMJT		4
1983	7.4 Liters 454 CID V8	78	78-PC1500		
1983	5.7 Liters 350 CID V8	70	PC1200LMJT		4
1982	7.4 Liters 454 CID V8	74	75-PC1230		
1982	6.2 Liters 379 CID V8 Diesel	74	75-PC1230		
1982	5.7 Liters 350 CID V8	71	PC1200LMJT		4
1982	5.7 Liters 350 CID V8 Optional	74	75-PC1230		
1981	7.4 Liters 454 CID V8	70	PC1200LMJT		4
1981	5.7 Liters 350 CID V8	70	PC1200LMJT		4
1981	4.8 Liters 292 CID L6	70	PC1200LMJT		4
1980-1978	4.1 Liters 250 CID L6	71	PC1200LMJT		4
1980-1977	4.8 Liters 292 CID L6	71	PC1200LMJT		4
1980-1976	5.7 Liters 350 CID V8	71	PC1200LMJT		4
1980-1975	7.4 Liters 454 CID V8	74	75-PC1230		
1979-1978	5.0 Liters 305 CID V8	71	PC1200LMJT		4
1979-1976	6.6 Liters 400 CID V8	71	PC1200LMJT		4
1978	5.7 Liters 350 CID V8 Diesel	74	75-PC1230		
1976-1975	4.8 Liters 292 CID L6	72	PC1200LMJT		4
1975	5.7 Liters 350 CID V8	74	75-PC1230		
1975	4.1 Liters 250 CID L6	72	PC1200LMJT		4

1. Installation requires optional height adapter. Additional cable may be required.
2. Installation requires battery to be placed on its side to dimensionally fit. Vehicle battery restraint(s) may require modification.
3. Installation requires reverse mounting orientation for correct terminal polarity
4. Vehicle battery restraint(s) may require modification.
5. Installation requires additional interbattery cables for parallel connections.
6. If vehicle as Intelligent Key option, then use 34R-PC1500T with the optional height adapter. Additional cable may be required.
7. If vehicle as Intelligent key option, then use 35-PC1400T



Year, Make & Model	Engine, Liter & Options	BCI Group Size	ODYSSEY® Battery Model	Height Adapter	Notes
<b>Chevrolet C30 Pickup</b>					
1974-1973	7.4 Liters 454 CID V8	74	75-PC1230		
1974-1972	4.8 Liters 292 CID L6	72	PC1200LMJT		4
1974-1972	4.1 Liters 250 CID L6	72	PC1200LMJT		4
1974-1971	5.7 Liters 350 CID V8	74	75-PC1230		
1973-1971	5.0 Liters 307 CID V8	74	75-PC1230		
1971	6.6 Liters 402 CID V8	74	75-PC1230		
1971	4.8 Liters 292 CID L6	74	75-PC1230		
1971	4.1 Liters 250 CID L6	74	75-PC1230		
1970	6.6 Liters 402 CID V8	24C	N/A		
1970-1969	5.7 Liters 350 CID V8	24C	N/A		
1970-1968	5.0 Liters 307 CID V8	24C	N/A		
1970-1966	4.1 Liters 250 CID L6	24C	N/A		
1970-1965	4.8 Liters 292 CID L6	24C	N/A		
1969-1968	6.5 Liters 396 CID V8	24C	N/A		
1968-1965	5.4 Liters 327 CID V8	24C	N/A		
1967-1965	4.6 Liters 283 CID V8	24C	N/A		
1966	6.0 Liters 366 CID V8	24C	N/A		
1965	6.7 Liters 409 CID V8	24C	N/A		
1965	5.7 Liters 348 CID V8	24C	N/A		
1965	3.8 Liters 230 CID L6	24C	N/A		
1964	6.7 Liters 409 CID V8	24	34-PC1500T	Yes	1
1964	5.7 Liters 348 CID V8	24	34-PC1500T	Yes	1
1964	5.4 Liters 327 CID V8	24	34-PC1500T	Yes	1
1964-1963	4.8 Liters 292 CID L6	24	34-PC1500T	Yes	1
1964-1961	4.6 Liters 283 CID V8	24	34-PC1500T	Yes	1
1964	3.8 Liters 230 CID L6	24	34-PC1500T	Yes	1
1962	6.7 Liters 409 CID V8	24	34-PC1500T	Yes	1
1962-1961	5.7 Liters 348 CID V8	24	34-PC1500T	Yes	1
1962	5.4 Liters 327 CID V8	24	34-PC1500T	Yes	1
1962-1961	3.9 Liters 235 CID L6	24	34-PC1500T	Yes	1
<b>Chevrolet C3500</b>					
2002-2001	8.1 Liters 496 CID V8	78	78-PC1500		
2002-2001	8.1 Liters 496 CID V8 Optional	78	78-PC1500		
2002-1999	6.5 Liters 395 CID V8 Diesel & Optional	78	78-PC1500		
2002-1994	6.5 Liters 395 CID V8 Diesel	78	78-PC1500		
2000	7.4 Liters 454 CID V8	78	78-PC1500		
2000-1999	7.4 Liters 454 CID V8 Optional	78	78-PC1500		
2000	5.7 Liters 350 CID V8	78	78-PC1500		
2000-1999	5.7 Liters 350 CID V8 Optional	78	78-PC1500		
1999	7.4 Liters 454 CID V8 Police & Optional	78	78-PC1500		
1999	7.4 Liters 454 CID V8 Primary Battery	78	78-PC1500		
1999	5.7 Liters 350 CID V8 Police & Optional	78	78-PC1500		
1999	5.7 Liters 350 CID V8 Primary Battery	78	78-PC1500		
1998-1994	7.4 Liters 454 CID V8	78	78-PC1500		
1998-1994	5.7 Liters 350 CID V8	78	78-PC1500		
1993-1992	6.5 Liters 395 CID V8 Diesel	75	75-PC1230		
1993-1992	6.2 Liters 379 CID V8 Diesel	75	75-PC1230		
1993-1991	7.4 Liters 454 CID V8 Primary Battery	78	78-PC1500		
1993-1991	5.7 Liters 350 CID V8 Auxiliary	78	78-PC1500		

Year, Make & Model	Engine, Liter & Options	BCI Group Size	ODYSSEY® Battery Model	Height Adapter	Notes
<b>Chevrolet C3500 (ctd)</b>					
1993-1991	5.7 Liters 350 CID V8 Primary Battery	78	78-PC1500		
1993-1988	7.4 Liters 454 CID V8 Auxiliary	78	78-PC1500		
1991	6.2 Liters 379 CID V8 Diesel	78	78-PC1500		
1990-1988	7.4 Liters 454 CID V8	78	78-PC1500		
1990-1988	6.2 Liters 379 CID V8 Diesel	75	75-PC1230		
1990-1988	5.7 Liters 350 CID V8	75	75-PC1230		
1990-1988	5.7 Liters 350 CID V8 Optional	78	78-PC1500		
<b>Chevrolet C4500 Kodiak</b>					
2009	8.1 Liters 496 CID V8	48	PC1220		4
2009	8.1 Liters 496 CID V8 Optional	48	PC1220		4
2009	6.6 Liters 403 CID V8	48	PC1220		4
2008	8.1 Liters 496 CID V8 Optional	31T	31-PC2150S		3
2008	8.1 Liters 496 CID V8	78	78-PC1500		
2008	6.6 Liters 403 CID V8	31T	31-PC2150S		3
<b>Chevrolet C5500 Kodiak</b>					
2009	8.1 Liters 496 CID V8	48	PC1220		4
2009	8.1 Liters 496 CID V8 Optional	48	PC1220		4
2009	6.6 Liters 403 CID V8	48	PC1220		4
2008	8.1 Liters 496 CID V8	78	78-PC1500		
2008	8.1 Liters 496 CID V8 Optional	31T	31-PC2150S		3
2008	6.6 Liters 403 CID V8	31T	31-PC2150S		3
<b>Chevrolet C6500 Kodiak</b>					
2009	8.1 Liters 496 CID V8	48	PC1220		4
2009	8.1 Liters 496 CID V8 Optional	48	PC1220		4
2009	7.8 Liters 475 CID L6	48	PC1220		4
2009-2005	7.2 Liters 441 CID L6	31T	31-PC2150S		3
2008	8.1 Liters 496 CID V8	78	78-PC1500		
2008	8.1 Liters 496 CID V8 Optional	31T	31-PC2150S		3
2008-2005	7.8 Liters 475 CID L6	31T	31-PC2150S		3
<b>Chevrolet C7500 Kodiak</b>					
2009	8.1 Liters 496 CID V8	48	PC1220		4
2009	8.1 Liters 496 CID V8 Optional	48	PC1220		4
2009	7.8 Liters 475 CID L6	48	PC1220		4
2009-2005	7.2 Liters 441 CID L6	31T	31-PC2150S		3
2008	8.1 Liters 496 CID V8	78	78-PC1500		
2008	8.1 Liters 496 CID V8 Optional	31T	31-PC2150S		3
2008-2005	7.8 Liters 475 CID L6	31T	31-PC2150S		3
<b>Chevrolet Camaro</b>					
2010	6.2 Liters 376 CID V8	94R	PC1220		4
2010	3.6 Liters 217 CID V6	94R	PC1220		4
2002-1995	3.8 Liters 231 CID V6	75	75-PC1230		
2002-1987	5.7 Liters 350 CID V8	75	75-PC1230		
1995-1993	3.4 Liters 207 CID V6	75	75-PC1230		
1992-1990	5.0 Liters 305 CID V8 AT	75	75-PC1230		
1992-1990	5.0 Liters 305 CID V8 MT	75	75-PC1230		
1992-1990	3.1 Liters 189 CID V6	75	75-PC1230		
1989-1988	5.0 Liters 305 CID V8 ex. 110 amp gen.	70	PC1200LMJT		4
1989-1988	5.0 Liters 305 CID V8 110 amp gen.	75	75-PC1230		
1989-1988	5.0 Liters 305 CID V8 Optional	75	75-PC1230		
1989-1987	2.8 Liters 173 CID V6	75	75-PC1230		
1989-1983	2.8 Liters 173 CID V6 Optional	75	75-PC1230		
1987	5.0 Liters 305 CID V8 AT	75	75-PC1230		

1. Installation requires optional height adapter. Additional cable may be required.
2. Installation requires battery to be placed on its side to dimensionally fit. Vehicle battery restraint(s) may require modification.
3. Installation requires reverse mounting orientation for correct terminal polarity
4. Vehicle battery restraint(s) may require modification.
5. Installation requires additional interbattery cables for parallel connections.
6. If vehicle as Intelligent Key option, then use 34R-PC1500T with the optional height adapter. Additional cable may be required.
7. If vehicle as Intelligent key option, then use 35-PC1400T

Year, Make & Model	Engine, Liter & Options	BCI Group Size	ODYSSEY® Battery Model	Height Adapter	Notes
<b>Chevrolet Camaro (ctd)</b>					
1987	5.0 Liters 305 CID V8 MT	75	75-PC1230		
1986	2.8 Liters 173 CID V6	70	PC1200LMJT		4
1986-1985	2.5 Liters 2474 CC 151 CID L4	75	75-PC1230		
1986-1983	5.0 Liters 305 CID V8 Optional	75	75-PC1230		
1985-1984	5.0 Liters 305 CID V8	75	75-PC1230		
1985	2.8 Liters 173 CID V6	75	75-PC1230		
1984-1992	2.8 Liters 173 CID V6	70	PC1200LMJT		4
1984	2.5 Liters 2474 CC 151 CID L4	70	PC1200LMJT		4
1984-1983	2.5 Liters 2474 CC 151 CID L4 Optional	75	75-PC1230		
1983-1982	5.0 Liters 305 CID V8	70	PC1200LMJT		4
1983	2.5 Liters 2474 CC 151 CID L4 U.S.	70	PC1200LMJT		4
1983	2.5 Liters 2474 CC 151 CID L4 Canada	75	75-PC1230		
1982	5.0 Liters 305 CID V8 Optional	73	PC1200LMJT		4
1982	2.8 Liters 173 CID V6 Optiona	73	PC1200LMJT		4
1982	2.5 Liters 2474 CC 151 CID L4	70	PC1200LMJT		4
1982	2.5 Liters 2474 CC 151 CID L4 Optional	73	PC1200LMJT		4
1981	5.7 Liters 350 CID V8 Optional	73	PC1200LMJT		4
1981-1970	5.7 Liters 350 CID V8 Optional	74	75-PC1230		
1981-1978	5.7 Liters 350 CID V8	71	PC1200LMJT		4
1981-1978	5.0 Liters 305 CID V8	71	PC1200LMJT		4
1981-1980	4.4 Liters 267 CID V8	74	75-PC1230		
1981	3.8 Liters 231 CID V6 (231ci) Optional	74	75-PC1230		
1981	3.8 Liters 229 CID V6	70	PC1200LMJT		4
1981	3.8 Liters 229 CID V6 (229ci) Optional	73	PC1200LMJT		4
1980-1976	5.0 Liters 305 CID V8 Optional	74	75-PC1230		
1980	3.8 Liters 231 CID V6	71	PC1200LMJT		4
1980	3.8 Liters 231 CID V6 Optional	74	75-PC1230		
1980	3.8 Liters 229 CID V6	71	PC1200LMJT		4
1980	3.8 Liters 229 CID V6 Optional	74	75-PC1230		
1979-1978	4.1 Liters 250 CID L6	71	PC1200LMJT		4
1979-1970	4.1 Liters 250 CID L6 Optional	74	75-PC1230		
1977-1976	5.7 Liters 350 CID V8	72	PC1200LMJT		4
1977-1976	5.0 Liters 305 CID V8	72	PC1200LMJT		4
1977-1970	4.1 Liters 250 CID L6	72	PC1200LMJT		4
1975-1970	5.7 Liters 350 CID V8	74	75-PC1230		
1973-1970	5.0 Liters 307 CID V8	74	75-PC1230		
1973-1970	5.0 Liters 307 CID V8 Optional	74	75-PC1230		
1972-1970	6.6 Liters 402 CID V8	74	75-PC1230		
1972-1970	6.6 Liters 402 CID V8 Optional	74	75-PC1230		
1970	6.5 Liters 396 CID V8	74	75-PC1230		
1970	6.5 Liters 396 CID V8 Optional	74	75-PC1230		
1969	7.0 Liters 427 CID V8 AC	24	34-PC1500T	Yes	1
1969	7.0 Liters 427 CID V8 Late	72	PC1200LMJT		4
1969	7.0 Liters 427 CID V8	22F	PC1200MJT		4
1969	6.5 Liters 396 CID V8 AC	24	34-PC1500T	Yes	1
1969	6.5 Liters 396 CID V8	22F	PC1200MJT		4
1969-1968	6.5 Liters 396 CID V8 Optional	24T	34-PC1500T	Yes	1
1969	5.7 Liters 350 CID V8 AC	24	34-PC1500T	Yes	1
1969	5.7 Liters 350 CID V8	22F	PC1200MJT		4
1969-1968	5.7 Liters 350 CID V8 Optional	24T	34-PC1500T	Yes	1

Year, Make & Model	Engine, Liter & Options	BCI Group Size	ODYSSEY® Battery Model	Height Adapter	Notes
<b>Chevrolet Camaro (ctd)</b>					
1969-1968	5.4 Liters 327 CID V8 Optional	24T	34-PC1500T	Yes	1
1969	5.4 Liters 327 CID V8 AC	24	34-PC1500T	Yes	1
1969	5.4 Liters 327 CID V8	22F	PC1200MJT		4
1969	5.0 Liters 307 CID V8 AC	24	34-PC1500T	Yes	1
1969	5.0 Liters 307 CID V8	22F	PC1200MJT		4
1969	5.0 Liters 307 CID V8 Optional	24T	34-PC1500T	Yes	1
1969	5.0 Liters 302 CID V8 AC	24	34-PC1500T	Yes	1
1969	5.0 Liters 302 CID V8 Late	72	PC1200LMJT		4
1969	5.0 Liters 302 CID V8	22F	PC1200MJT		4
1969	4.1 Liters 250 CID L6 AC	24	34-PC1500T	Yes	1
1969-1968	4.1 Liters 250 CID L6 Optional	24T	34-PC1500T	Yes	1
1969-1967	4.1 Liters 250 CID L6	22F	PC1200MJT		4
1969-1967	3.8 Liters 230 CID L6	22F	PC1200MJT		4
1969	3.8 Liters 230 CID L6 AC	24	34-PC1500T	Yes	1
1969	3.8 Liters 230 CID L6 Optional	24T	34-PC1500T	Yes	1
1968-1967	6.5 Liters 396 CID V8	24	34-PC1500T	Yes	1
1968-1967	5.7 Liters 350 CID V8	24	34-PC1500T	Yes	1
1968-1967	5.4 Liters 327 CID V8	24	34-PC1500T	Yes	1
1968	5.0 Liters 302 CID V8	24	34-PC1500T	Yes	1
1968	5.0 Liters 302 CID V8 Optional	24T	34-PC1500T	Yes	1
1967	5.0 Liters 302 CID V8	22F	PC1200MJT		4
<b>Chevrolet Caprice</b>					
1996-1995	5.7 Liters 350 CID V8 SEO & Optional	78	78-PC1500		
1996-1995	5.7 Liters 350 CID V8 Primary Battery	78	78-PC1500		
1996-1995	4.3 Liters 265 CID V8	78	78-PC1500		
1994-1988	5.7 Liters 350 CID V8	78	78-PC1500		
1994	4.3 Liters 265 CID V8	75	75-PC1230		
1993-1992	4.3 Liters 262 CID V6	78	78-PC1500		
1993-1990	5.0 Liters 305 CID V8	75	75-PC1230		
1990	5.0 Liters 307 CID V8	75	75-PC1230		
1990-1985	4.3 Liters 262 CID V6	75	75-PC1230		
1989-1987	5.0 Liters 307 CID V8	70	PC1200LMJT		4
1989-1986	5.0 Liters 307 CID V8 Optional	75	75-PC1230		
1989-1986	5.0 Liters 305 CID V8	70	PC1200LMJT		4
1989-1983	5.0 Liters 305 CID V8 Optional	75	75-PC1230		
1987	5.7 Liters 350 CID V8 Optional	75	75-PC1230		
1987	5.7 Liters 350 CID V8 SEO	78	78-PC1500		
1986	5.7 Liters 350 CID V8	78	78-PC1500		
1985	5.7 Liters 350 CID V8	75	75-PC1230		
1985-1984	5.7 Liters 350 CID V8 Diesel	70	PC1200LMJT		4
1985	5.7 Liters 350 CID V8 Optional	75	75-PC1230		
1985-1983	5.7 Liters 350 CID V8 Diesel & Optional	78	78-PC1500		
1985-1984	5.0 Liters 305 CID V8	75	75-PC1230		
1985	3.8 Liters 231 CID V6	71	PC1200LMJT		4
1985-1983	3.8 Liters 231 CID V6 Optional	78	78-PC1500		
1984-1983	3.8 Liters 229 CID V6	70	PC1200LMJT		4
1984-1983	3.8 Liters 229 CID V6 Optional	75	75-PC1230		
1983	5.7 Liters 350 CID V8 Diesel	75	75-PC1230		
1982	5.7 Liters 350 CID V8	71	PC1200LMJT		4
1982-1981	5.7 Liters 350 CID V8 Diesel	73	PC1200LMJT		4
1982	5.7 Liters 350 CID V8 Optional	73	PC1200LMJT		4
1982-1977	5.0 Liters 305 CID V8	71	PC1200LMJT		4

1. Installation requires optional height adapter. Additional cable may be required.
2. Installation requires battery to be placed on its side to dimensionally fit. Vehicle battery restraint(s) may require modification.
3. Installation requires reverse mounting orientation for correct terminal polarity
4. Vehicle battery restraint(s) may require modification.
5. Installation requires additional interbattery cables for parallel connections.
6. If vehicle as Intelligent Key option, then use 34R-PC1500T with the optional height adapter. Additional cable may be required.
7. If vehicle as Intelligent key option, then use 35-PC1400T

Year, Make & Model	Engine, Liter & Options	BCI Group Size	ODYSSEY® Battery Model	Height Adapter	Notes
<b>Chevrolet Caprice (ctd)</b>					
1982-1981	5.0 Liters 305 CID V8 Optional	73	PC1200LMJT		4
1982-1980	5.7 Liters 350 CID V8 Diesel & Optional	74	75-PC1230		
1982	4.4 Liters 267 CID V8	71	PC1200LMJT		4
1982	4.4 Liters 267 CID V8 Optional	73	PC1200LMJT		4
1982	3.8 Liters 231 CID V6	70	PC1200LMJT		4
1982	3.8 Liters 229 CID V6 (229ci)	70	PC1200LMJT		4
1981	5.7 Liters 350 CID V8	70	PC1200LMJT		4
1981	5.7 Liters 350 CID V8 Optional	78	78-PC1500		
1981-1980	4.4 Liters 267 CID V8	74	75-PC1230		
1981-1980	3.8 Liters 231 CID V6 Optional	74	75-PC1230		
1981	3.8 Liters 229 CID V6	70	PC1200LMJT		4
1981	3.8 Liters 229 CID V6 Optional	73	PC1200LMJT		4
1980-1977	5.7 Liters 350 CID V8	71	PC1200LMJT		4
1980-1977	5.7 Liters 350 CID V8 Optional	74	75-PC1230		
1980	5.7 Liters 350 CID V8 Diesel	74	75-PC1230		
1980-1977	5.0 Liters 305 CID V8 Optional	74	75-PC1230		
1980	3.8 Liters 231 CID V6	71	PC1200LMJT		4
1980	3.8 Liters 229 CID V6	71	PC1200LMJT		4
1980	3.8 Liters 229 CID V6 Optional	74	75-PC1230		
1979-1977	4.1 Liters 250 CID L6	71	PC1200LMJT		4
1979	4.1 Liters 250 CID L6 Optional	74	75-PC1230		
1978-1977	4.1 Liters 250 CID L6 Optional	71	PC1200LMJT		4
1976-1970	7.4 Liters 454 CID V8 Optional	74	75-PC1230		
1976	6.6 Liters 400 CID V8	72	PC1200LMJT		4
1976	5.7 Liters 350 CID V8	72	PC1200LMJT		4
1975-1971	6.6 Liters 400 CID V8	74	75-PC1230		
1975-1971	5.7 Liters 350 CID V8	74	75-PC1230		
1973-1970	5.7 Liters 350 CID V8 Optional	74	75-PC1230		
1972	7.4 Liters 454 CID V8	74	75-PC1230		
1972-1971	6.6 Liters 402 CID V8	74	75-PC1230		
1972-1971	6.6 Liters 402 CID V8 Optional	74	75-PC1230		
1972-1970	6.6 Liters 400 CID V8 Optional	74	75-PC1230		
1970	7.4 Liters 454 CID V8	24	34-PC1500T	Yes	1
1970	6.6 Liters 400 CID V8	24	34-PC1500T	Yes	1
1970-1969	5.7 Liters 350 CID V8	24	34-PC1500T	Yes	1
1969-1968	7.0 Liters 427 CID V8 Optional	24T	34-PC1500T	Yes	1
1969-1968	6.5 Liters 396 CID V8 Optional	24T	34-PC1500T	Yes	1
1969	5.7 Liters 350 CID V8 Optional	24T	34-PC1500T	Yes	1
1969-1968	5.4 Liters 327 CID V8 Optional	24T	34-PC1500T	Yes	1
1969-1968	4.1 Liters 250 CID L6 AC	24	34-PC1500T	Yes	1
1969-1968	4.1 Liters 250 CID L6	22F	PC1200LMJT		4
1969-1966	7.0 Liters 427 CID V8	24	34-PC1500T	Yes	1
1969-1966	6.5 Liters 396 CID V8	24	34-PC1500T	Yes	1
1969-1966	5.4 Liters 327 CID V8	24	34-PC1500T	Yes	1
1968	5.0 Liters 307 CID V8	24	34-PC1500T	Yes	1
1968	5.0 Liters 307 CID V8 Optional	24T	34-PC1500T	Yes	1
1967-1966	4.6 Liters 283 CID V8	24	34-PC1500T	Yes	1
1967	4.1 Liters 250 CID L6	24	34-PC1500T	Yes	1
<b>Chevrolet Cavalier</b>					
2005-2002	2.2 Liters 2198 CC 134 CID L4	75	75-PC1230		
2004-1990	2.2 Liters 134 CID L4	75	75-PC1230		
2002-1996	2.4 Liters 146 CID L4	75	75-PC1230		
1995	2.3 Liters 138 CID L4	75	75-PC1230		
1994-1990	3.1 Liters 189 CID V6	75	75-PC1230		

Year, Make & Model	Engine, Liter & Options	BCI Group Size	ODYSSEY® Battery Model	Height Adapter	Notes
<b>Chevrolet Cavalier (ctd)</b>					
1989	2.8 Liters 173 CID V6	75	75-PC1230		
1989	2.0 Liters 122 CID L4 MT	75	75-PC1230		
1989	2.0 Liters 122 CID L4 AT & Optional	75	75-PC1230		
1988	2.8 Liters 173 CID V6 U.S.	75	75-PC1230		
1988-1987	2.8 Liters 173 CID V6 Canada & Optional	75	75-PC1230		
1988	2.0 Liters 122 CID L4 U.S. & AT	75	75-PC1230		
1988	2.0 Liters 122 CID L4 AT & Canada	75	PC1200LMJT		4
1988	2.0 Liters 122 CID L4 U.S. w/MT Optional	75	75-PC1230		
1987	2.8 Liters 173 CID V6 U.S.	70	75-PC1230		
1987	2.8 Liters 173 CID V6 Optional	75	75-PC1230		
1987	2.0 Liters 122 CID L4 U.S.	70	PC1200LMJT		4
1987-1986	2.0 Liters 122 CID L4 Optional Canada & Optional	75	75-PC1230		
1987	2.0 Liters 122 CID L4 Canada & Optional	75	75-PC1230		
1986-1985	2.8 Liters 173 CID V6	75	75-PC1230		
1986-1985	2.8 Liters 173 CID V6 Optional	75	75-PC1230		
1986	2.0 Liters 122 CID L4	75	75-PC1230		
1985	2.0 Liters 122 CID L4 U.S. & AT	70	PC1200LMJT		4
1985	2.0 Liters 122 CID L4 AT & Canada	75	75-PC1230		
1985	2.0 Liters 122 CID L4 U.S. w/MT Optional	75	75-PC1230		
1984-1983	2.0 Liters 122 CID L4 U.S.	70	PC1200LMJT		4
1984-1983	2.0 Liters 122 CID L4 Canada & Optional	75	75-PC1230		
1982	1.8 Liters 112 CID L4	70	PC1200LMJT		4
1982	1.8 Liters 112 CID L4 Optional	73	PC1200LMJT		4
<b>Chevrolet Celebrity</b>					
1990	3.1 Liters 189 CID V6	75	75-PC1230		
1990-1985	2.5 Liters 2474 CC 151 CID L4	75	75-PC1230		
1989-1987	2.8 Liters 173 CID V6	75	75-PC1230		
1989-1987	2.8 Liters 173 CID V6 Optional	75	75-PC1230		
1986	2.8 Liters 173 CID V6 Canada	75	75-PC1230		
1986	2.8 Liters 173 CID V6 MFI U.S.	75	75-PC1230		
1986	2.8 Liters 173 CID V6 MFI U.S. Optional	75	75-PC1230		
1986	2.8 Liters 173 CID V6 Canada SEO	78	78-PC1500		
1986-1985	2.8 Liters 173 CID V6 2V U.S.	70	PC1200LMJT		4
1985-1984	4.3 Liters 260 CID V6 Diesel, Optional	76	78-PC1500		
1985-1984	4.3 Liters 260 CID V6 Diesel	78	78-PC1500		
1985	2.8 Liters 173 CID V6 FI	75	75-PC1230		
1985	2.8 Liters 173 CID V6 FI & Optional	75	75-PC1230		
1985	2.8 Liters 173 CID V6 2V Canada	75	75-PC1230		
1985	2.8 Liters 173 CID V6 2V U.S. Optional	75	75-PC1230		
1984	2.8 Liters 173 CID V6 U.S.	70	PC1200LMJT		4

1. Installation requires optional height adapter. Additional cable may be required.
2. Installation requires battery to be placed on its side to dimensionally fit. Vehicle battery restraint(s) may require modification.
3. Installation requires reverse mounting orientation for correct terminal polarity
4. Vehicle battery restraint(s) may require modification.
5. Installation requires additional interbattery cables for parallel connections.
6. If vehicle as Intelligent Key option, then use 34R-PC1500T with the optional height adapter. Additional cable may be required.
7. If vehicle as Intelligent key option, then use 35-PC1400T

Year, Make & Model	Engine, Liter & Options	BCI Group Size	ODYSSEY® Battery Model	Height Adapter	Notes
<b>Chevrolet Celebrity (ctd)</b>					
1984	2.8 Liters 173 CID V6 Canada & Optional	75	75-PC1230		
1984	2.5 Liters 2474 CC 151 CID L4 U.S.	70	PC1200LMJT		4
1984	2.5 Liters 2474 CC 151 CID L4 Canada & Optional	75	75-PC1230		
1983	4.3 Liters 260 CID V6 Diesel & Optional	75	75-PC1230		
1983	4.3 Liters 260 CID V6 Diesel	76	78-PC1500		
1983	2.8 Liters 173 CID V6 Optional	75	75-PC1230		
1983-1982	2.8 Liters 173 CID V6	70	PC1200LMJT		4
1983-1982	2.5 Liters 2474 CC 151 CID L4	70	PC1200LMJT		4
1983	2.5 Liters 2474 CC 151 CID L4 Optional	75	75-PC1230		
1982	4.3 Liters 260 CID V6 Diesel	75	75-PC1230		
1982	2.8 Liters 173 CID V6 Optional	73	PC1200LMJT		4
1982	2.5 Liters 2474 CC 151 CID L4	75	75-PC1230		
1982	2.5 Liters 2474 CC 151 CID L4 Optional	73	PC1200LMJT		

Year, Make & Model	Engine, Liter & Options	BCI Group Size	ODYSSEY® Battery Model	Height Adapter	Notes
<b>Chevrolet Chevelle</b>					
1973-1971	5.7 Liters 350 CID V8	74	75-PC1230		
1973-1971	5.0 Liters 307 CID V8	74	75-PC1230		
1973-1971	4.1 Liters 250 CID L6	72	PC1200LMJT		4
1973-1970	7.4 Liters 454 CID V8	74	75-PC1230		
1973-1970	7.4 Liters 454 CID V8 Optional	74	75-PC1230		
1973-1970	5.7 Liters 350 CID V8 Optional	74	75-PC1230		
1973-1970	5.0 Liters 307 CID V8 Optional	74	75-PC1230		
1972	6.6 Liters 402 CID V8	74	75-PC1230		
1972	6.6 Liters 402 CID V8 Optional	74	75-PC1230		
1971	6.6 Liters 400 CID V8	74	75-PC1230		
1971	6.6 Liters 400 CID V8	75	75-PC1230		
1971	5.7 Liters 350 CID V8	71	PC1200LMJT		4
1970	6.6 Liters 402 CID V8	24	34-PC1500T	Yes	1
1970	6.6 Liters 402 CID V8 Optional	74	75-PC1230		
1970	6.6 Liters 400 CID V8	24	34-PC1500T	Yes	1
1970	6.6 Liters 400 CID V8 Optional	74	75-PC1230		
1970	6.5 Liters 396 CID V8 Optional	24	34-PC1500T	Yes	1
1970	6.5 Liters 396 CID V8	22F	PC1200MJT		4
1970-1969	5.7 Liters 350 CID V8	24	34-PC1500T	Yes	1
1970	5.0 Liters 307 CID V8	24	34-PC1500T	Yes	1
1970-1967	4.1 Liters 250 CID L6	22F	PC1200MJT		4
1970	4.1 Liters 250 CID L6 Optional	24	34-PC1500T	Yes	1
1969-1965	6.5 Liters 396 CID V8	24	34-PC1500T	Yes	1
1969-1968	6.5 Liters 396 CID V8 Optional	24T	34-PC1500T	Yes	1
1969	5.7 Liters 350 CID V8 Optional	24T	34-PC1500T	Yes	1
1969	5.0 Liters 307 CID V8 AC	24	34-PC1500T	Yes	1
1969-1968	5.0 Liters 307 CID V8	22F	PC1200MJT		4
1969	4.1 Liters 250 CID L6 AC	24	34-PC1500T	Yes	1
1969-1968	3.8 Liters 230 CID L6	22F	PC1200MJT		4
1969	3.8 Liters 230 CID L6 AC	24	34-PC1500T	Yes	1
1968-1964	5.4 Liters 327 CID V8	24	34-PC1500T	Yes	1
1968	5.4 Liters 327 CID V8 Optional	24T	34-PC1500T	Yes	1
1967-1964	4.6 Liters 283 CID V8	24	34-PC1500T	Yes	1
1967	4.1 Liters 250 CID L6 Optional	24	34-PC1500T	Yes	1
1967	3.8 Liters 230 CID L6	24	34-PC1500T	Yes	1
1966	3.8 Liters 230 CID L6 AC	24	34-PC1500T	Yes	1

Year, Make & Model	Engine, Liter & Options	BCI Group Size	ODYSSEY® Battery Model	Height Adapter	Notes
<b>Chevrolet Chevelle (ctd)</b>					
1966	3.8 Liters 230 CID L6	22F	PC1200MJT		4
1966	3.2 Liters 194 CID L6 AC	24	34-PC1500T	Yes	1
1966	3.2 Liters 194 CID L6	22F	PC1200MJT		4
1965-1964	3.8 Liters 230 CID L6	24	34-PC1500T	Yes	1
1965-1964	3.2 Liters 194 CID L6	24	34-PC1500T	Yes	1
<b>Chevrolet Chevette</b>					
1987-1983	1.6 Liters 98 CID L4 AT	70	PC1200LMJT		4
1987-1981	1.6 Liters 98 CID L4 MT	70	PC1200LMJT		4
1987	1.6 Liters 98 CID L4 Optional	70	PC1200LMJT		4
1986-1983	1.8 Liters 1819 CC 110 CID L4 Diesel	78	78-PC1500		
1986	1.6 Liters 98 CID L4 Canada & Optional	70	PC1200LMJT		4
1985	1.8 Liters 1819 CC 110 CID L4	78	78-PC1500		
1985	1.6 Liters 98 CID L4	70	PC1200LMJT		4
1985-1976	1.6 Liters 98 CID L4 Optional	71	PC1200LMJT		4
1982-1981	1.8 Liters 1819 CC 110 CID L4 Diesel	74	75-PC1230		
1982	1.6 Liters 98 CID L4 AT	71	PC1200LMJT		4
1981	1.6 Liters 98 CID L4 AT	70	PC1200LMJT		4
1980-1979	1.6 Liters 98 CID L4 AT	71	PC1200LMJT		4
1980-1979	1.6 Liters 98 CID L4 MT	71	PC1200LMJT		4
1979-1976	1.6 Liters 98 CID L4	71	PC1200LMJT		4
1977-1976	1.4 Liters 1393 CC 85 CID L4	71	PC1200LMJT		4
<b>Chevrolet Chevy II</b>					
1969-1968	6.5 Liters 396 CID V8	24	34-PC1500T	Yes	1
1969-1968	6.5 Liters 396 CID V8 Optional	24T	34-PC1500T	Yes	1
1969-1968	5.7 Liters 350 CID V8	24	34-PC1500T	Yes	1
1969-1968	5.7 Liters 350 CID V8 Optional	24T	34-PC1500T	Yes	1
1969-1968	5.0 Liters 307 CID V8	22F	PC1200MJT		4
1969	5.0 Liters 307 CID V8 AC	24	34-PC1500T	Yes	1
1969-1968	3.8 Liters 230 CID L6	22F	PC1200MJT		4
1969-1967	4.1 Liters 250 CID L6	22F	PC1200MJT		4
1969	4.1 Liters 250 CID L6 AC	24	34-PC1500T	Yes	1
1969	3.8 Liters 230 CID L6 AC	24	34-PC1500T	Yes	1
1969-1962	2.5 Liters 153 CID L4	22F	PC1200MJT		4
1969	2.5 Liters 153 CID L4 AC	24	34-PC1500T	Yes	1
1968	5.4 Liters 327 CID V8	24	34-PC1500T	Yes	1
1968	5.4 Liters 327 CID V8 Optional	24T	34-PC1500T	Yes	1
1967-1965	5.4 Liters 327 CID V8	22F	PC1200MJT		4
1967-1962	4.6 Liters 283 CID V8	22F	PC1200MJT		4
1967	3.1 Liters 188 CID L6	22F	PC1200MJT		4
1966-1964	3.8 Liters 230 CID L6	22F	PC1200MJT		4
1966-1962	3.2 Liters 194 CID L6	22F	PC1200MJT		4
<b>Chevrolet Citation</b>					
1983-1981	2.8 Liters 173 CID V6	70	PC1200LMJT		4
1983	2.8 Liters 173 CID V6 Optional	75	75-PC1230		
1983-1981	2.5 Liters 2474 CC 151 CID L4	70	PC1200LMJT		4
1983	2.5 Liters 2474 CC 151 CID L4 Optional	75	75-PC1230		
1982-1981	2.8 Liters 173 CID V6 Optional	73	PC1200LMJT		4
1982-1981	2.5 Liters 2474 CC 151 CID L4 Optional	73	PC1200LMJT		4
1980	2.8 Liters 173 CID V6	71	PC1200LMJT		4
1980	2.8 Liters 173 CID V6 Optional	74	75-PC1230		
1980	2.5 Liters 2474 CC 151 CID L4 Optional	74	75-PC1230		

1. Installation requires optional height adapter. Additional cable may be required.
2. Installation requires battery to be placed on its side to dimensionally fit. Vehicle battery restraint(s) may require modification.
3. Installation requires reverse mounting orientation for correct terminal polarity
4. Vehicle battery restraint(s) may require modification.
5. Installation requires additional interbattery cables for parallel connections.
6. If vehicle as Intelligent Key option, then use 34R-PC1500T with the optional height adapter. Additional cable may be required.
7. If vehicle as Intelligent key option, then use 35-PC1400T



Year, Make & Model	Engine, Liter & Options	BCI Group Size	ODYSSEY® Battery Model	Height Adapter	Notes
<b>Chevrolet Citation II</b>					
1985	2.8 Liters 173 CID V6 2V U.S.	70	PC1200LMJT		4
1985	2.8 Liters 173 CID V6 2V Opt. & Canada	75	75-PC1230		
1985	2.8 Liters 173 CID V6 MFI	75	75-PC1230		
1985	2.8 Liters 173 CID V6 MFI & Optional	75	75-PC1230		
1985	2.5 Liters 2474 CC 151 CID L4	70	PC1200LMJT		4
1984	2.8 Liters 173 CID V6 U.S.	70	PC1200LMJT		4
1984	2.8 Liters 173 CID V6 Canada & Optional	75	75-PC1230		
1984	2.5 Liters 2474 CC 151 CID L4 U.S.	70	PC1200LMJT		4
1984	2.5 Liters 2474 CC 151 CID L4 Canada & Optional	75	75-PC1230		
<b>Chevrolet Classic</b>					
2005-2004	2.2 Liters 2198 CC 134 CID L4	75	75-PC1230		
<b>Chevrolet Cobalt</b>					
2010-2008	2.0 Liters 1998 CC 122 CID L4	90	PC1200MJT		4
2010-2005	2.2 Liters 2198 CC 134 CID L4	90	PC1200MJT		4
2008-2006	2.4 Liters 145 CID L4	90	PC1200MJT		4
2007-2005	2.0 Liters 122 CID L4	90	PC1200MJT		4
<b>Chevrolet Colorado</b>					
2010-2009	5.3 Liters 325 CID V8	86	75/86-PC1230DT		
2010-2007	3.7 Liters 3654 CC 223 CID L5	86	75/86-PC1230DT		
2010-2007	2.9 Liters 2921 CC 178 CID L4	86	75/86-PC1230DT		
2006-2004	3.5 Liters 3460 CC 211 CID L5	86	75/86-PC1230DT		
2006-2004	2.8 Liters 2770 CC 169 CID L4	86	75/86-PC1230DT		
<b>Chevrolet Commercial Chassis</b>					
1994-1991	5.7 Liters 350 CID V8	78	78-PC1500		
1992-1991	5.0 Liters 305 CID V8	78	78-PC1500		
1992	4.3 Liters 262 CID V6	78	78-PC1500		
<b>Chevrolet Corsica</b>					
1996-1993	2.2 Liters 134 CID L4 Optional	75	75-PC1230		
1996-1990	3.1 Liters 189 CID V6	75	75-PC1230		
1996-1992	2.2 Liters 134 CID L4	75	75-PC1230		
1994-1993	3.1 Liters 189 CID V6 Optional	75	75-PC1230		
1991-1990	3.1 Liters 189 CID V6 Optional	75	75-PC1230		
1991-1990	2.2 Liters 134 CID L4 MT	70	PC1200LMJT		4
1991-1990	2.2 Liters 134 CID L4 AT & Optional	75	75-PC1230		
1989-1987	2.8 Liters 173 CID V6	70	PC1200LMJT		4
1989-1987	2.8 Liters 173 CID V6 Optional	75	75-PC1230		
1989-1987	2.0 Liters 122 CID L4 MT	70	PC1200LMJT		4
1989-1987	2.0 Liters 122 CID L4 AT	75	75-PC1230		
<b>Chevrolet Corvair</b>					
1969-1965	2.7 Liters 164 CID H6	22F	PC1200MJT		4
1967-1965	2.7 Liters 164 CID H6 Optional	24	34-PC1500T	Yes	1
1964	2.7 Liters 164 CID H6	53	PC680MJT		3.4
1963-1961	2.4 Liters 145 CID H6	53	PC680MJT		3.4
1960	2.3 Liters 140 CID H6	53	PC680MJT		3.4
<b>Chevrolet Corvette</b>					
2010-2006	7.0 Liters 7011 CC 427 CID V8	90	PC1200MJT		4
2010	6.2 Liters 376 CID V8 Z52	90	PC1200MJT		4
2010	6.2 Liters 376 CID V8 ex. Z52	85	PC1200MJT		4
2009-2008	6.2 Liters 376 CID V8	85	PC1200MJT		4

Year, Make & Model	Engine, Liter & Options	BCI Group Size	ODYSSEY® Battery Model	Height Adapter	Notes
<b>Chevrolet Corvette (ctd)</b>					
2007-2006	6.0 Liters 364 CID V8	90	PC1200MJT		4
2005	6.0 Liters 364 CID V8	86	75/86-PC1230DT		
2004	5.7 Liters 350 CID V8	86	75/86-PC1230DT		
2003-2001	5.7 Liters 350 CID V8	75	75-PC1230		
2000-1997	5.7 Liters 350 CID V8	78	78-PC1500		
1996	5.7 Liters 350 CID V8	75	75-PC1230		
1996	5.7 Liters 350 CID V8 LT1	75	75-PC1230		
1995-1989	5.7 Liters 350 CID V8 16 Valve	75	75-PC1230		
1995-1989	5.7 Liters 350 CID V8 32 Valve	75	75-PC1230		
1988-1984	5.7 Liters 350 CID V8	75	75-PC1230		
1982-1980	5.7 Liters 350 CID V8	73	PC1200LMJT		4
1980	5.7 Liters 350 CID V8 Optional	74	75-PC1230		
1980	5.0 Liters 305 CID V8 Optional	74	75-PC1230		
1979-1978	5.7 Liters 350 CID V8	71	PC1200LMJT		4
1978-1977	5.7 Liters 350 CID V8	73	PC1200LMJT		4
1978-1976	5.7 Liters 350 CID V8 Optional	74	75-PC1230		
1976	5.7 Liters 350 CID V8	72	PC1200LMJT		4
1975-1973	5.7 Liters 350 CID V8	74	75-PC1230		
1974-1971	7.4 Liters 454 CID V8	74	75-PC1230		
1972	5.7 Liters 350 CID V8	72	PC1200LMJT		4
1971	5.7 Liters 350 CID V8	74	75-PC1230		
1970	7.4 Liters 454 CID V8 w/Vented manifolds	74	75-PC1230		
1970-1969	5.7 Liters 350 CID V8 w/Vented manifolds	74	75-PC1230		
1969	7.0 Liters 427 CID V8	74	75-PC1230		
1968	7.0 Liters 427 CID V8	24T	34-PC1500T	Yes	1
1968	5.4 Liters 327 CID V8	24T	34-PC1500T	Yes	1
1967-1966	7.0 Liters 427 CID V8	24	34-PC1500T	Yes	1
1967-1962	5.4 Liters 327 CID V8	24	34-PC1500T	Yes	1
1961-1957	4.6 Liters 283 CID V8	24	34-PC1500T	Yes	1
1956-1955	4.3 Liters 265 CID V8	24	34-PC1500T	Yes	1
1955	3.9 Liters 235 CID L6	24	34-PC1500T	Yes	1
1954-1953	3.9 Liters 235 CID L6	1	N/A		
<b>Chevrolet Del Ray</b>					
1958	5.7 Liters 348 CID V8	24	34-PC1500T	Yes	1
1958	4.6 Liters 283 CID V8	24	34-PC1500T	Yes	1
1958	3.9 Liters 235 CID L6	24	34-PC1500T	Yes	1
<b>Chevrolet El Camino</b>					
1987-1985	5.0 Liters 305 CID V8	75	75-PC1230		
1987-1985	4.3 Liters 262 CID V6	75	75-PC1230		
1987-1983	5.0 Liters 305 CID V8 Optional	75	75-PC1230		
1984	5.7 Liters 350 CID V8 Diesel	70	PC1200LMJT		4
1984-1983	5.7 Liters 350 CID V8 Diesel & Optional	78	78-PC1500		
1984-1983	3.8 Liters 231 CID V6 Optional	78	78-PC1500		
1984-1981	3.8 Liters 229 CID V6 (229ci)	70	PC1200LMJT		4
1984	3.8 Liters 229 CID V6 (229ci) Optional	75	75-PC1230		
1983	5.7 Liters 350 CID V8 Diesel	75	75-PC1230		
1983	3.8 Liters 229 CID V6 (229ci) Optional	70	PC1200LMJT		4
1982-1981	5.0 Liters 305 CID V8	70	PC1200LMJT		4
1982-1981	5.0 Liters 305 CID V8 Optional	73	PC1200LMJT		4
1982	4.4 Liters 267 CID V8	70	PC1200LMJT		4
1982	4.4 Liters 267 CID V8 Optional	70	PC1200LMJT		4

1. Installation requires optional height adapter. Additional cable may be required.
2. Installation requires battery to be placed on its side to dimensionally fit. Vehicle battery restraint(s) may require modification.
3. Installation requires reverse mounting orientation for correct terminal polarity
4. Vehicle battery restraint(s) may require modification.
5. Installation requires additional interbattery cables for parallel connections.
6. If vehicle as Intelligent Key option, then use 34R-PC1500T with the optional height adapter. Additional cable may be required.
7. If vehicle as Intelligent key option, then use 35-PC1400T

Year, Make & Model	Engine, Liter & Options	BCI Group Size	ODYSSEY® Battery Model	Height Adapter	Notes
<b>Chevrolet El Camino (ctd)</b>					
1982	3.8 Liters 231 CID V6 Optional	73	PC1200LMJT		4
1981-1979	4.4 Liters 267 CID V8	74	75-PC1230		
1981	3.8 Liters 231 CID V6	70	PC1200LMJT		4
1981	3.8 Liters 231 CID V6 Optional	74	75-PC1230		
1981	3.8 Liters 229 CID V6 AC	71	PC1200LMJT		4
1981	3.8 Liters 229 CID V6 (229ci) Optional	73	PC1200LMJT		4
1980-1978	3.8 Liters 231 CID V6	71	PC1200LMJT		4
1980	3.8 Liters 229 CID V6	71	PC1200LMJT		4
1980-1976	5.0 Liters 305 CID V8	71	PC1200LMJT		4
1979-1978	3.3 Liters 200 CID V6	71	PC1200LMJT		4
1979-1976	5.7 Liters 350 CID V8	71	PC1200LMJT		4
1977	4.1 Liters 250 CID L6	71	PC1200LMJT		4
1977-1975	4.1 Liters 250 CID L6	72	PC1200LMJT		4
1976	6.6 Liters 400 CID V8	71	PC1200LMJT		4
1975-1974	6.6 Liters 400 CID V8	74	75-PC1230		
1975-1973	5.7 Liters 350 CID V8	74	75-PC1230		
1974-1972	7.4 Liters 454 CID V8	74	75-PC1230		
1973-1972	4.1 Liters 250 CID L6	72	PC1200LMJT		4
1973-1971	5.0 Liters 307 CID V8	74	75-PC1230		
1972	6.6 Liters 402 CID V8	74	75-PC1230		
1972	5.7 Liters 350 CID V8	72	PC1200LMJT		4
1972-1971	5.7 Liters 350 CID V8	74	75-PC1230		
1971	7.4 Liters 454 CID V8	71	PC1200LMJT		4
1971	6.6 Liters 402 CID V8	71	PC1200LMJT		4
1971	4.1 Liters 250 CID L6	71	PC1200LMJT		4
1971	4.1 Liters 250 CID L6	74	75-PC1230		
1970	7.4 Liters 454 CID V8	24	34-PC1500T	Yes	1
1970	6.6 Liters 400 CID V8	24	34-PC1500T	Yes	1
1970-1969	6.5 Liters 396 CID V8	24	34-PC1500T	Yes	1
1970-1969	5.7 Liters 350 CID V8	24	34-PC1500T	Yes	1
1970-1968	5.0 Liters 307 CID V8	24	34-PC1500T	Yes	1
1970	4.1 Liters 250 CID L6	24	34-PC1500T	Yes	1
1969-1967	4.1 Liters 250 CID L6	22F	PC1200MJT		4
1969-1964	3.8 Liters 230 CID L6	22F	PC1200MJT		4
1968	6.5 Liters 396 CID V8	22F	PC1200MJT		4
1968-1964	5.4 Liters 327 CID V8	24	34-PC1500T	Yes	1
1967-1966	6.5 Liters 396 CID V8	24	34-PC1500T	Yes	1
1967-1964	4.6 Liters 283 CID V8	22F	PC1200MJT		4
1965-1964	3.2 Liters 194 CID L6	22F	PC1200MJT		4
1960-1959	5.7 Liters 348 CID V8	24	34-PC1500T	Yes	1
1960-1959	4.6 Liters 283 CID V8	24	34-PC1500T	Yes	1
<b>Chevrolet Epica</b>					
2006-2004	2.5 Liters 2492 CC L6	34	34-PC1500T		
<b>Chevrolet Equinox</b>					
2010	3.0 Liters 182 CID V6	48	PC1220		4
2010	2.4 Liters 145 CID L4	47	PC1200MJT		4
2009-2008	3.6 Liters 217 CID V6	47	PC1200MJT		4
2009-2008	3.4 Liters 207 CID V6	47	PC1200MJT		4
2007-2005	3.4 Liters 207 CID V6	75	75-PC1230		
<b>Chevrolet Express 1500</b>					
2010-2007	5.3 Liters 5328 CC 325 CID V8	78	78-PC1500		
2010-1996	4.3 Liters 262 CID V6	78	78-PC1500		
2007-2006	5.3 Liters 325 CID V8	78	78-PC1500		
2005-2003	5.3 Liters 323 CID V8	78	78-PC1500		

Year, Make & Model	Engine, Liter & Options	BCI Group Size	ODYSSEY® Battery Model	Height Adapter	Notes
<b>Chevrolet Express 1500 (ctd)</b>					
2005-2003	5.3 Liters 323 CID V8 Optional	79	78-PC1500		4
2005-2003	4.3 Liters 262 CID V6 Optional	79	78-PC1500		4
2002-2000	5.7 Liters 350 CID V8 Optional	78	78-PC1500		
2002-2000	5.0 Liters 305 CID V8 Optional	78	78-PC1500		
2002-2000	4.3 Liters 262 CID V6 Optional	78	78-PC1500		
2002-1996	5.7 Liters 350 CID V8	78	78-PC1500		
2002-1996	5.0 Liters 305 CID V8	78	78-PC1500		
<b>Chevrolet Express 2500</b>					
2010	6.6 Liters 400 CID V8 Diesel	78	78-PC1500		
2010-2003	6.0 Liters 364 CID V8	78	78-PC1500		
2010-2003	4.8 Liters 294 CID V8	78	78-PC1500		
2009	6.6 Liters 400 CID V8	78	78-PC1500		
2008	6.6 Liters 400 CID V8 Diesel	78	78-PC1500		
2007	6.6 Liters 400 CID V8	78	78-PC1500		
2006	6.6 Liters 400 CID V8	79	78-PC1500		4
2005-2003	6.0 Liters 364 CID V8 Optional	79	78-PC1500		4
2005-2003	5.3 Liters 323 CID V8	78	78-PC1500		
2005-2003	5.3 Liters 323 CID V8 Optional	79	78-PC1500		4
2005-2003	4.8 Liters 294 CID V8 Optional	79	78-PC1500		4
2005-2003	4.3 Liters 262 CID V6 Optional	79	78-PC1500		4
2005-1996	4.3 Liters 262 CID V6	78	78-PC1500		
2002-2001	6.5 Liters 395 CID V8 Diesel	78	78-PC1500		
2002-2000	5.7 Liters 350 CID V8 Optional	78	78-PC1500		
2002-2000	5.0 Liters 305 CID V8 Optional	78	78-PC1500		
2002-2000	4.3 Liters 262 CID V6 Optional	78	78-PC1500		
2002-1996	5.7 Liters 350 CID V8	78	78-PC1500		
2002-1996	5.0 Liters 305 CID V8	78	78-PC1500		
2001-2000	6.5 Liters 395 CID V8 Diesel & Optional	78	78-PC1500		
1999	6.5 Liters 395 CID V8 Diesel	78	78-PC1500		
1998-1996	6.5 Liters 395 CID V8	78	78-PC1500		
<b>Chevrolet Express 3500</b>					
2010	6.6 Liters 400 CID V8 Diesel	78	78-PC1500		
2010-2003	6.0 Liters 364 CID V8	78	78-PC1500		
2010-2006	4.8 Liters 294 CID V8	78	78-PC1500		
2009	6.6 Liters 400 CID V8	78	78-PC1500		
2008	6.6 Liters 400 CID V8 Diesel	78	78-PC1500		
2007	6.6 Liters 400 CID V8	78	78-PC1500		
2006	6.6 Liters 400 CID V8	79	78-PC1500		4
2005-2003	6.0 Liters 364 CID V8 Optional	79	78-PC1500		4
2002-2001	8.1 Liters 496 CID V8	78	78-PC1500		
2002-2001	8.1 Liters 496 CID V8 Optional	78	78-PC1500		
2002-2000	5.7 Liters 350 CID V8 Optional	78	78-PC1500		
2002-1999	6.5 Liters 395 CID V8 Diesel	78	78-PC1500		
2002-1996	5.7 Liters 350 CID V8	78	78-PC1500		
2001-2000	6.5 Liters 395 CID V8 Diesel & Optional	78	78-PC1500		
2000-1996	7.4 Liters 454 CID V8	78	78-PC1500		
2000	7.4 Liters 454 CID V8 Optional	78	78-PC1500		
1998-1996	6.5 Liters 395 CID V8	78	78-PC1500		
<b>Chevrolet Fleetline</b>					
1952-1950	3.9 Liters 236 CID L6	1	N/A		
1952-1946	3.6 Liters 217 CID L6	1	N/A		
<b>Chevrolet Fleetmaster</b>					
1948-1946	3.6 Liters 217 CID L6	1	N/A		

1. Installation requires optional height adapter. Additional cable may be required.
2. Installation requires battery to be placed on its side to dimensionally fit. Vehicle battery restraint(s) may require modification.
3. Installation requires reverse mounting orientation for correct terminal polarity
4. Vehicle battery restraint(s) may require modification.
5. Installation requires additional interbattery cables for parallel connections.
6. If vehicle as Intelligent Key option, then use 34R-PC1500T with the optional height adapter. Additional cable may be required.
7. If vehicle as Intelligent key option, then use 35-PC1400T

Year, Make & Model	Engine, Liter & Options	BCI Group Size	ODYSSEY® Battery Model	Height Adapter	Notes
<b>Chevrolet G10</b>					
1995-1991	5.0 Liters 305 CID V8	78	78-PC1500		
1995-1991	4.3 Liters 262 CID V6	78	78-PC1500		
1993-1991	5.7 Liters 350 CID V8	78	78-PC1500		
1990-1987	5.7 Liters 350 CID V8	75	75-PC1230		
1990	5.0 Liters 305 CID V8	75	75-PC1230		
1990-1985	4.3 Liters 262 CID V6	75	75-PC1230		
1989-1986	5.7 Liters 350 CID V8 Optional	78	78-PC1500		
1989-1986	5.0 Liters 305 CID V8 AT	75	75-PC1230		
1989-1986	5.0 Liters 305 CID V8 MT	75	75-PC1230		
1986	5.7 Liters 350 CID V8	71	PC1200LMJT		4
1986	5.0 Liters 305 CID V8	71	PC1200LMJT		4
1986	5.0 Liters 305 CID V8 Optional	78	78-PC1500		
1986-1985	4.3 Liters 262 CID V6 Optional	78	78-PC1500		
1985-1983	5.7 Liters 350 CID V8 ex. LPG	71	PC1200LMJT		4
1985-1983	5.7 Liters 350 CID V8 ex. LPG Optional	78	78-PC1500		
1985-1983	5.0 Liters 305 CID V8 ex. LPG	71	PC1200LMJT		4
1985-1983	5.0 Liters 305 CID V8 ex. LPG Optional	78	78-PC1500		
1984-1983	5.7 Liters 350 CID V8 LPG	70	PC1200LMJT		4
1984-1983	5.7 Liters 350 CID V8 LPG & Optional	78	78-PC1500		
1984-1983	5.0 Liters 305 CID V8 LPG	70	PC1200LMJT		4
1984-1983	5.0 Liters 305 CID V8 LPG & Optional	78	78-PC1500		
1984-1983	4.1 Liters 250 CID L6	70	PC1200LMJT		4
1984-1983	4.1 Liters 250 CID L6 LPG	70	PC1200LMJT		4
1984-1983	4.1 Liters 250 CID L6 LPG & Optional	78	78-PC1500		
1982	5.7 Liters 350 CID V8	71	PC1200LMJT		4
1982	5.7 Liters 350 CID V8 Optional	74	75-PC1230		
1982	5.0 Liters 305 CID V8	71	PC1200LMJT		4
1982	5.0 Liters 305 CID V8 Optional	74	75-PC1230		
1982	4.1 Liters 250 CID L6	71	PC1200LMJT		4
1981	5.7 Liters 350 CID V8	70	PC1200LMJT		4
1981	5.0 Liters 305 CID V8	70	PC1200LMJT		4
1981	4.1 Liters 250 CID L6	70	PC1200LMJT		4
1980-1977	5.0 Liters 305 CID V8	71	PC1200LMJT		4
1980-1977	4.1 Liters 250 CID L6	71	PC1200LMJT		4
1980-1975	5.7 Liters 350 CID V8	71	PC1200LMJT		4
1976-1975	4.1 Liters 250 CID L6	72	PC1200LMJT		4
<b>Chevrolet G10 Van</b>					
1974-1973	7.4 Liters 454 CID V8	74	75-PC1230		
1974-1973	5.7 Liters 350 CID V8	71	PC1200LMJT		4
1974-1972	4.1 Liters 250 CID L6	72	PC1200LMJT		4
1973	5.0 Liters 307 CID V8	71	PC1200LMJT		4
1972-1971	5.7 Liters 350 CID V8	74	75-PC1230		
1972-1971	5.0 Liters 307 CID V8	74	75-PC1230		
1971	5.7 Liters 350 CID V8	71	PC1200LMJT		4
1971	4.1 Liters 250 CID L6	74	75-PC1230		
1970	5.7 Liters 350 CID V8	24C	N/A		
1970-1968	5.0 Liters 307 CID V8	24C	N/A		
1970-1967	4.1 Liters 250 CID L6	24C	N/A		
1969-1966	3.8 Liters 230 CID L6	24C	N/A		
1966-1964	3.2 Liters 194 CID L6	24C	N/A		
1965-1964	2.5 Liters 153 CID L4	24C	N/A		

Year, Make & Model	Engine, Liter & Options	BCI Group Size	ODYSSEY® Battery Model	Height Adapter	Notes
<b>Chevrolet G20</b>					
1995-1994	6.5 Liters 395 CID V8 Diesel	78	78-PC1500		
1995-1991	5.7 Liters 350 CID V8	78	78-PC1500		
1995-1991	5.0 Liters 305 CID V8	78	78-PC1500		
1995-1991	4.3 Liters 262 CID V6	78	78-PC1500		
1993-1992	6.2 Liters 379 CID V8 Diesel	78	78-PC1500		
1991	6.2 Liters 379 CID V8	75	75-PC1230		
1990-1987	5.7 Liters 350 CID V8	75	75-PC1230		
1990	5.0 Liters 305 CID V8	75	75-PC1230		
1990-1985	4.3 Liters 262 CID V6	75	75-PC1230		
1990-1983	6.2 Liters 379 CID V8 Diesel	78	78-PC1500		
1989-1986	5.7 Liters 350 CID V8 Optional	78	78-PC1500		
1989-1986	5.0 Liters 305 CID V8 AT	75	75-PC1230		
1989-1986	5.0 Liters 305 CID V8 MT	75	75-PC1230		
1986	5.7 Liters 350 CID V8	71	PC1200LMJT		4
1986	5.0 Liters 305 CID V8	71	PC1200LMJT		4
1986	5.0 Liters 305 CID V8 Optional	78	78-PC1500		
1986-1985	4.3 Liters 262 CID V6 Optional	78	78-PC1500		
1985-1984	5.7 Liters 350 CID V8	70	PC1200LMJT		4
1985-1983	5.7 Liters 350 CID V8 ex. LPG	71	PC1200LMJT		4
1985-1983	5.7 Liters 350 CID V8 ex. LPG Optional	78	78-PC1500		
1985-1983	5.0 Liters 305 CID V8 ex. LPG	71	PC1200LMJT		4
1985-1983	5.0 Liters 305 CID V8 ex. LPG Optional	78	78-PC1500		
1984-1983	5.7 Liters 350 CID V8 LPG	70	PC1200LMJT		4
1984-1983	5.7 Liters 350 CID V8 LPG & Optional	78	78-PC1500		
1984-1983	5.0 Liters 305 CID V8 LPG	70	PC1200LMJT		4
1984-1983	5.0 Liters 305 CID V8 LPG & Optional	78	78-PC1500		
1984-1983	5.7 Liters 350 CID V8 LPG	70	PC1200LMJT		4
1984	5.7 Liters 350 CID V8 Optional	78	78-PC1500		
1984-1983	5.7 Liters 350 CID V8 LPG & Optional	78	78-PC1500		
1984-1983	5.0 Liters 305 CID V8 LPG	70	PC1200LMJT		4
1984-1983	5.0 Liters 305 CID V8 LPG & Optional	78	78-PC1500		
1984-1983	4.1 Liters 250 CID L6 LPG	70	PC1200LMJT		4
1984-1983	4.1 Liters 250 CID L6 LPG & Optional	78	78-PC1500		
1982	5.7 Liters 350 CID V8	71	PC1200LMJT		4
1982	5.7 Liters 350 CID V8 Optional	74	75-PC1230		
1982	5.0 Liters 305 CID V8	71	PC1200LMJT		4
1982	5.0 Liters 305 CID V8 Optional	74	75-PC1230		
1982	4.1 Liters 250 CID L6	71	PC1200LMJT		4
1982	5.7 Liters 350 CID V8	71	PC1200LMJT		4
1982	5.0 Liters 305 CID V8	71	PC1200LMJT		4
1982	5.0 Liters 305 CID V8 Optional	74	75-PC1230		
1982	4.1 Liters 250 CID L6	71	PC1200LMJT		4
1981	5.7 Liters 350 CID V8	70	PC1200LMJT		4
1981	5.0 Liters 305 CID V8	70	PC1200LMJT		4
1981	4.1 Liters 250 CID L6	70	PC1200LMJT		4
1980	6.6 Liters 400 CID V8	74	75-PC1230		
1980	5.7 Liters 350 CID V8	74	75-PC1230		
1980-1977	5.0 Liters 305 CID V8	71	PC1200LMJT		4
1980-1977	4.8 Liters 292 CID L6	71	PC1200LMJT		4
1980-1977	4.1 Liters 250 CID L6	71	PC1200LMJT		4
1980-1975	6.6 Liters 400 CID V8	71	PC1200LMJT		4
1980-1975	5.7 Liters 350 CID V8	71	PC1200LMJT		4
1976	7.4 Liters 454 CID V8	74	75-PC1230		
1976-1975	4.8 Liters 292 CID L6	72	PC1200LMJT		4
1975	4.1 Liters 250 CID L6	72	PC1200LMJT		4
<b>Chevrolet G20 Van</b>					
1974-1973	7.4 Liters 454 CID V8	74	75-PC1230		
1974-1973	5.7 Liters 350 CID V8	71	PC1200LMJT		4
1974-1973	4.8 Liters 292 CID L6	72	PC1200LMJT		4

1. Installation requires optional height adapter. Additional cable may be required.
2. Installation requires battery to be placed on its side to dimensionally fit. Vehicle battery restraint(s) may require modification.
3. Installation requires reverse mounting orientation for correct terminal polarity
4. Vehicle battery restraint(s) may require modification.
5. Installation requires additional interbattery cables for parallel connections.
6. If vehicle as Intelligent Key option, then use 34R-PC1500T with the optional height adapter. Additional cable may be required.
7. If vehicle as Intelligent key option, then use 35-PC1400T

Year, Make & Model	Engine, Liter & Options	BCI Group Size	ODYSSEY® Battery Model	Height Adapter	Notes
<b>Chevrolet G20 Van (ctd)</b>					
1974-1972	4.1 Liters 250 CID L6	72	PC1200LMJT		4
1972-1971	5.7 Liters 350 CID V8	74	75-PC1230		
1971	4.8 Liters 292 CID L6	74	75-PC1230		
1971	4.1 Liters 250 CID L6	74	75-PC1230		
1970	5.7 Liters 350 CID V8	24C	N/A		
1970-1968	4.1 Liters 250 CID L6	24C	N/A		
1969-1968	5.0 Liters 307 CID V8	24C	N/A		
1969-1967	3.8 Liters 230 CID L6	24C	N/A		
<b>Chevrolet G30</b>					
1996-1994	6.5 Liters 395 CID V8 Diesel	78	78-PC1500		
1996-1991	5.7 Liters 350 CID V8	78	78-PC1500		
1996-1991	4.3 Liters 262 CID V6	78	78-PC1500		
1996-1988	7.4 Liters 454 CID V8	78	78-PC1500		
1993-1992	6.2 Liters 379 CID V8 Diesel	78	78-PC1500		
1991	6.2 Liters 379 CID V8	75	75-PC1230		
1990-1987	5.7 Liters 350 CID V8	75	75-PC1230		
1990-1985	4.3 Liters 262 CID V6	75	75-PC1230		
1990-1983	6.2 Liters 379 CID V8 Diesel	78	78-PC1500		
1989-1986	5.7 Liters 350 CID V8	78	78-PC1500		
	Optional				
1986	5.7 Liters 350 CID V8	71	PC1200LMJT		4
1986-1985	4.3 Liters 262 CID V6	78	78-PC1500		
	Optional				
1985-1983	5.7 Liters 350 CID V8 ex. LPG	71	PC1200LMJT		4
1985-1983	5.7 Liters 350 CID V8 ex. LPG Optional	78	78-PC1500		
1985	5.0 Liters 305 CID V8	70	PC1200LMJT		4
1985	5.0 Liters 305 CID V8 AT	75	75-PC1230		
1985	5.0 Liters 305 CID V8 MT	75	75-PC1230		
1984	6.2 Liters 379 CID V8	78	78-PC1500		
1984-1983	5.7 Liters 350 CID V8 LPG	70	PC1200LMJT		4
1984-1983	5.7 Liters 350 CID V8 LPG & Optional	78	78-PC1500		
1984-1983	4.1 Liters 250 CID L6 LPG	70	PC1200LMJT		4
1984-1983	4.1 Liters 250 CID L6 LPG & Optional	78	78-PC1500		
1982	5.7 Liters 350 CID V8	71	PC1200LMJT		4
1982	5.7 Liters 350 CID V8 Optional	74	75-PC1230		
1982	5.0 Liters 305 CID V8	70	PC1200LMJT		4
1982	5.0 Liters 305 CID V8	71	PC1200LMJT		4
1982	5.0 Liters 305 CID V8 Optional	74	75-PC1230		
1982	5.0 Liters 305 CID V8 AT	75	75-PC1230		
1982	5.0 Liters 305 CID V8 MT	75	75-PC1230		
1982	5.0 Liters 305 CID V8 Optional	78	78-PC1500		
1982	4.1 Liters 250 CID L6	71	PC1200LMJT		4
1981	5.7 Liters 350 CID V8	70	PC1200LMJT		4
1981	4.1 Liters 250 CID L6	70	PC1200LMJT		4
1980-1975	6.6 Liters 400 CID V8	71	PC1200LMJT		4
1980-1975	5.7 Liters 350 CID V8	71	PC1200LMJT		4
1979-1978	5.0 Liters 305 CID V8	71	PC1200LMJT		4
1979-1978	4.1 Liters 250 CID L6	71	PC1200LMJT		4
1979-1977	4.8 Liters 292 CID L6	71	PC1200LMJT		4
1976-1975	7.4 Liters 454 CID V8	74	75-PC1230		
1976-1975	4.8 Liters 292 CID L6	72	PC1200LMJT		4
1976	4.1 Liters 250 CID L6	72	PC1200LMJT		4

Year, Make & Model	Engine, Liter & Options	BCI Group Size	ODYSSEY® Battery Model	Height Adapter	Notes
<b>Chevrolet G30 Van</b>					
1974-1973	7.4 Liters 454 CID V8	74	75-PC1230		
1974-1973	5.7 Liters 350 CID V8	71	PC1200LMJT		4
1974	4.8 Liters 292 CID L6	72	PC1200LMJT		4
1974-1972	4.1 Liters 250 CID L6	72	PC1200LMJT		4
1972-1971	5.7 Liters 350 CID V8	74	75-PC1230		
1972	5.7 Liters 350 CID V8	72	PC1200LMJT		4
1972-1971	4.8 Liters 292 CID L6	74	75-PC1230		
1971	4.1 Liters 250 CID L6	74	75-PC1230		
<b>Chevrolet HHR</b>					
2010-2008	2.0 Liters 1998 CC 122 CID L4	90	PC1200MJT		4
2010-2006	2.4 Liters 145 CID L4	90	PC1200MJT		4
2010-2006	2.2 Liters 2189 CC 134 CID L4	90	PC1200MJT		4
<b>Chevrolet Impala</b>					
2010-2006	3.5 Liters 3490 CC 213 CID V6	34	34-PC1500T		
2010	3.9 Liters 3880 CC 237 CID V6	34	34-PC1500T		
	Police				
2010	3.9 Liters 3880 CC 237 CID V6 ex. Police	34	34-PC1500T		
2009-2006	5.3 Liters 5328 CC 325 CID V8	85	PC1200MJT		4
2009-2006	3.9 Liters 3880 CC 237 CID V6	34	34-PC1500T		
2005-2003	3.8 Liters 231 CID V6	78	78-PC1500		
2005-2000	3.4 Liters 207 CID V6	78	78-PC1500		
2002-2000	3.8 Liters 231 CID V6 Optional	78	78-PC1500		
2000	3.8 Liters 231 CID V6	78	78-PC1500		
2000	3.4 Liters 207 CID V6 Optional	78	78-PC1500		
1996-1995	5.7 Liters 350 CID V8	78	78-PC1500		
	Primary Battery				
1996-1995	5.7 Liters 350 CID V8 SEO & Optional	78	78-PC1500		
1994	5.7 Liters 350 CID V8	78	78-PC1500		
1985	5.7 Liters 350 CID V8 Optional	75	75-PC1230		
1985-1984	5.7 Liters 350 CID V8 Diesel	70	PC1200LMJT		4
1985-1984	5.7 Liters 350 CID V8	75	75-PC1230		
1985-1984	5.0 Liters 305 CID V8	75	75-PC1230		
1985-1983	5.7 Liters 350 CID V8 Diesel & Optional	78	78-PC1500		
1985-1983	5.0 Liters 305 CID V8 Optional	75	75-PC1230		
1985	4.3 Liters 262 CID V6	75	75-PC1230		
1985	3.8 Liters 231 CID V6	71	PC1200LMJT		4
1985-1983	3.8 Liters 231 CID V6 Optional	78	78-PC1500		
1984-1983	3.8 Liters 229 CID V6	70	PC1200LMJT		4
1984-1983	3.8 Liters 229 CID V6 Optional	75	75-PC1230		
1983	5.7 Liters 350 CID V8	70	PC1200LMJT		4
1983	5.7 Liters 350 CID V8 Diesel	75	75-PC1230		
1983	5.7 Liters 350 CID V8 Optional	75	75-PC1230		
1982-1981	5.7 Liters 350 CID V8 Diesel	73	PC1200LMJT		4
1982-1981	5.7 Liters 350 CID V8 Optional	73	PC1200LMJT		4
1982-1981	5.0 Liters 305 CID V8 Optional	73	PC1200LMJT		4
1982-1980	5.7 Liters 350 CID V8 Diesel & Optional	74	75-PC1230		
1982-1977	5.7 Liters 350 CID V8	71	PC1200LMJT		4
1982-1977	5.0 Liters 305 CID V8	71	PC1200LMJT		4
1982	4.4 Liters 267 CID V8	71	PC1200LMJT		4
1982	4.4 Liters 267 CID V8 Optional	73	PC1200LMJT		4
1982	3.8 Liters 231 CID V6	70	PC1200LMJT		4
1982	3.8 Liters 231 CID V6 Optional	71	PC1200LMJT		4

1. Installation requires optional height adapter. Additional cable may be required.
2. Installation requires battery to be placed on its side to dimensionally fit. Vehicle battery restraint(s) may require modification.
3. Installation requires reverse mounting orientation for correct terminal polarity
4. Vehicle battery restraint(s) may require modification.
5. Installation requires additional interbattery cables for parallel connections.
6. If vehicle as Intelligent Key option, then use 34R-PC1500T with the optional height adapter. Additional cable may be required.
7. If vehicle as Intelligent key option, then use 35-PC1400T



Year, Make & Model	Engine, Liter & Options	BCI Group Size	ODYSSEY® Battery Model	Height Adapter	Notes
<b>Chevrolet Impala (ctd)</b>					
1982	3.8 Liters 229 CID V6 (229ci)	70	PC1200LMJT		4
1981-1980	4.4 Liters 267 CID V8	74	75-PC1230		
1981-1980	3.8 Liters 231 CID V6 Optional	74	75-PC1230		
1981	3.8 Liters 229 CID V6	70	PC1200LMJT		4
1981	3.8 Liters 229 CID V6 Optional	73	PC1200LMJT		4
1980-1977	5.0 Liters 305 CID V8 Optional	74	75-PC1230		
1980-1970	5.7 Liters 350 CID V8 Optional	74	75-PC1230		
1980	5.7 Liters 350 CID V8 Diesel	74	75-PC1230		
1980	3.8 Liters 231 CID V6	71	PC1200LMJT		4
1980	3.8 Liters 229 CID V6	71	PC1200LMJT		4
1980	3.8 Liters 229 CID V6 Optional	74	75-PC1230		
1979-1977	4.1 Liters 250 CID L6	71	PC1200LMJT		4
1978-1977	4.1 Liters 250 CID L6 Optional	71	PC1200LMJT		4
1976	7.4 Liters 454 CID V8	72	PC1200LMJT		4
1976-1970	7.4 Liters 454 CID V8 Optional	74	75-PC1230		
1976	6.6 Liters 400 CID V8	72	PC1200LMJT		4
1976-1970	6.6 Liters 400 CID V8 Optional	74	75-PC1230		
1976	5.7 Liters 350 CID V8	72	PC1200LMJT		4
1975-1972	7.4 Liters 454 CID V8	74	75-PC1230		
1975-1971	6.6 Liters 400 CID V8	74	75-PC1230		
1975-1971	5.7 Liters 350 CID V8	74	75-PC1230		
1973-1971	4.1 Liters 250 CID L6	72	PC1200LMJT		4
1972-1971	6.6 Liters 402 CID V8	74	75-PC1230		
1972-1971	6.6 Liters 402 CID V8 Optional	74	75-PC1230		
1970	7.4 Liters 454 CID V8	74	75-PC1230		
1970	6.6 Liters 400 CID V8	24	34-PC1500T	Yes	1
1970-1969	5.7 Liters 350 CID V8	24	34-PC1500T	Yes	1
1970-1966	4.1 Liters 250 CID L6	22F	PC1200MJT		4
1970	4.1 Liters 250 CID L6 Optional	24	34-PC1500T	Yes	1
1969-1968	7.0 Liters 427 CID V8 Optional	24T	34-PC1500T	Yes	1
1969-1968	6.5 Liters 396 CID V8 Optional	24T	34-PC1500T	Yes	1
1969	5.7 Liters 350 CID V8 Optional	24T	34-PC1500T	Yes	1
1969-1968	5.4 Liters 327 CID V8 Optional	24T	34-PC1500T	Yes	1
1969-1968	4.1 Liters 250 CID L6 AC	24	34-PC1500T	Yes	1
1969-1966	7.0 Liters 427 CID V8	24	34-PC1500T	Yes	1
1969-1966	6.5 Liters 396 CID V8	24	34-PC1500T	Yes	1
1969-1962	5.4 Liters 327 CID V8	24	34-PC1500T	Yes	1
1968	5.0 Liters 307 CID V8 AC	24	34-PC1500T	Yes	1
1968	5.0 Liters 307 CID V8	22F	PC1200MJT		4
1967-1959	4.6 Liters 283 CID V8	24	34-PC1500T	Yes	1
1966	4.1 Liters 250 CID L6 AC	24	34-PC1500T	Yes	1
1965-1961	6.7 Liters 409 CID V8	24	34-PC1500T	Yes	1
1965	6.5 Liters 396 CID V8	22F	PC1200MJT		4
1965	6.5 Liters 396 CID V8 AC	24	34-PC1500T	Yes	1
1965	4.1 Liters 250 CID L6	24	34-PC1500T	Yes	1
1965-1963	3.8 Liters 230 CID L6	24	34-PC1500T	Yes	1
1963	7.0 Liters 427 CID V8 AC	24	34-PC1500T	Yes	1
1963	7.0 Liters 427 CID V8	22F	PC1200MJT		4
1962-1959	3.9 Liters 235 CID L6	24	34-PC1500T	Yes	1
1961-1959	5.7 Liters 348 CID V8	24	34-PC1500T	Yes	1
<b>Chevrolet K10</b>					
1986	5.7 Liters 350 CID V8	70	PC1200LMJT		4
1986	5.0 Liters 305 CID V8	70	PC1200LMJT		4
1986-1985	4.3 Liters 262 CID V6	75	75-PC1230		
1986-1985	4.3 Liters 262 CID V6 Optional	78	78-PC1500		
1986-1983	6.2 Liters 379 CID V8 Diesel	78	78-PC1500		

Year, Make & Model	Engine, Liter & Options	BCI Group Size	ODYSSEY® Battery Model	Height Adapter	Notes
<b>Chevrolet K10 (ctd)</b>					
1986-1983	5.0 Liters 305 CID V8 Optional	78	78-PC1500		
1986-1982	5.7 Liters 350 CID V8 Optional	78	78-PC1500		
1985-1984	5.7 Liters 350 CID V8	71	PC1200LMJT		4
1984	4.1 Liters 250 CID L6	71	PC1200LMJT		4
1983-1981	5.7 Liters 350 CID V8	70	PC1200LMJT		4
1983	5.0 Liters 305 CID V8	70	PC1200LMJT		4
1983	4.1 Liters 250 CID L6	70	PC1200LMJT		4
1982	6.2 Liters 379 CID V8 Diesel	74	75-PC1230		
1982	5.7 Liters 350 CID V8	71	PC1200LMJT		4
1982	5.7 Liters 350 CID V8 Optional	74	75-PC1230		
1982	5.0 Liters 305 CID V8 Optional	74	75-PC1230		
1982	4.1 Liters 250 CID L6	71	PC1200LMJT		4
1981	5.0 Liters 305 CID V8	70	PC1200LMJT		4
1981	4.1 Liters 250 CID L6	70	PC1200LMJT		4
1980-1979	7.4 Liters 454 CID V8	74	75-PC1230		
1980-1979	4.8 Liters 292 CID L6	71	PC1200LMJT		4
1980-1976	6.6 Liters 400 CID V8	71	PC1200LMJT		4
1980-1976	5.7 Liters 350 CID V8	71	PC1200LMJT		4
1980-1976	4.1 Liters 250 CID L6	71	PC1200LMJT		4
1979-1977	5.0 Liters 305 CID V8	71	PC1200LMJT		4
1976	7.4 Liters 454 CID V8	74	75-PC1230		
1976-1975	4.8 Liters 292 CID L6	72	PC1200LMJT		4
1975	6.6 Liters 400 CID V8	74	75-PC1230		
1975	5.7 Liters 350 CID V8	74	75-PC1230		
1975	4.1 Liters 250 CID L6	72	PC1200LMJT		4
<b>Chevrolet K10 Pickup</b>					
1974	7.4 Liters 454 CID V8	74	75-PC1230		
1974-1972	4.1 Liters 250 CID L6	72	PC1200LMJT		4
1974-1971	5.7 Liters 350 CID V8	74	75-PC1230		
1971	4.1 Liters 250 CID L6	74	75-PC1230		
1970-1969	5.7 Liters 350 CID V8	24	34-PC1500T	Yes	1
1970	4.1 Liters 250 CID L6	24	34-PC1500T	Yes	1
1969-1968	6.5 Liters 396 CID V8	24	34-PC1500T	Yes	1
1969-1968	5.0 Liters 307 CID V8	24	34-PC1500T	Yes	1
1969	3.8 Liters 230 CID L6	24	34-PC1500T	Yes	1
1968-1964	5.4 Liters 327 CID V8	24	34-PC1500T	Yes	1
1967-1966	4.1 Liters 250 CID L6	24	34-PC1500T	Yes	1
1967-1961	4.6 Liters 283 CID V8	24	34-PC1500T	Yes	1
1966-1964	4.8 Liters 292 CID L6	24	34-PC1500T	Yes	1
1965-1964	3.8 Liters 230 CID L6	24	34-PC1500T	Yes	1
1962	5.4 Liters 327 CID V8	24	34-PC1500T	Yes	1
1962-1961	4.3 Liters 261 CID L6	24	34-PC1500T	Yes	1
1962-1961	3.9 Liters 235 CID L6	24	34-PC1500T	Yes	1
<b>Chevrolet K10 Suburban</b>					
1986-1985	5.7 Liters 350 CID V8	70	PC1200LMJT		4
1986-1983	6.2 Liters 379 CID V8 Diesel	78	78-PC1500		
1986-1983	5.7 Liters 350 CID V8 Optional	78	78-PC1500		
1986-1983	5.0 Liters 305 CID V8	70	PC1200LMJT		4
1986-1983	5.0 Liters 305 CID V8 Optional	78	78-PC1500		
1984	5.7 Liters 350 CID V8	71	PC1200LMJT		4
1983	5.7 Liters 350 CID V8	70	PC1200LMJT		4
1982	6.2 Liters 379 CID V8 Diesel	74	75-PC1230		
1982	5.7 Liters 350 CID V8	71	PC1200LMJT		4
1982	5.7 Liters 350 CID V8 Optional	74	75-PC1230		
1982	5.0 Liters 305 CID V8	71	PC1200LMJT		4

1. Installation requires optional height adapter. Additional cable may be required.
2. Installation requires battery to be placed on its side to dimensionally fit. Vehicle battery restraint(s) may require modification.
3. Installation requires reverse mounting orientation for correct terminal polarity
4. Vehicle battery restraint(s) may require modification.
5. Installation requires additional interbattery cables for parallel connections.
6. If vehicle as Intelligent Key option, then use 34R-PC1500T with the optional height adapter. Additional cable may be required.
7. If vehicle as Intelligent key option, then use 35-PC1400T

Year, Make & Model	Engine, Liter & Options	BCI Group Size	ODYSSEY® Battery Model	Height Adapter	Notes
<b>Chevrolet K10 Suburban (ctd)</b>					
1982	5.0 Liters 305 CID V8 Optional	74	75-PC1230		
1981	5.7 Liters 350 CID V8	70	PC1200LMJT		4
1981	5.0 Liters 305 CID V8	70	PC1200LMJT		4
1980-1977	4.1 Liters 250 CID L6	71	PC1200LMJT		4
1980-1976	5.7 Liters 350 CID V8	71	PC1200LMJT		4
1980-1976	5.0 Liters 305 CID V8	71	PC1200LMJT		4
1979-1976	6.6 Liters 400 CID V8	71	PC1200LMJT		4
1976-1972	4.1 Liters 250 CID L6	72	PC1200LMJT		4
1975	6.6 Liters 400 CID V8	74	75-PC1230		
1975-1971	5.7 Liters 350 CID V8	74	75-PC1230		
1973-1971	5.0 Liters 307 CID V8	74	75-PC1230		
1972-1971	6.6 Liters 402 CID V8	74	75-PC1230		
1971	4.1 Liters 250 CID L6	74	75-PC1230		
1970	6.6 Liters 402 CID V8	24	34-PC1500T	Yes	1
1970-1969	5.7 Liters 350 CID V8	24	34-PC1500T	Yes	1
1970-1968	5.0 Liters 307 CID V8	24	34-PC1500T	Yes	1
1970-1968	4.1 Liters 250 CID L6	24	34-PC1500T	Yes	1
1969-1968	6.5 Liters 396 CID V8	24	34-PC1500T	Yes	1
1968	5.4 Liters 327 CID V8	24	34-PC1500T	Yes	1
<b>Chevrolet K1500</b>					
1999	5.7 Liters 350 CID V8 Primary Battery	78	78-PC1500		
1999	5.7 Liters 350 CID V8 Optional	78	78-PC1500		
1999	5.7 Liters 350 CID V8 Police & Optional	78	78-PC1500		
1999	5.0 Liters 305 CID V8 Primary Battery	78	78-PC1500		
1999	5.0 Liters 305 CID V8 Optional	78	78-PC1500		
1999	5.0 Liters 305 CID V8 Police & Optional	78	78-PC1500		
1998-1994	6.5 Liters 395 CID V8 Diesel	78	78-PC1500		
1998-1994	5.7 Liters 350 CID V8	78	78-PC1500		
1998-1994	5.0 Liters 305 CID V8	78	78-PC1500		
1998-1994	4.3 Liters 262 CID V6	78	78-PC1500		
1993-1992	6.2 Liters 379 CID V8 Diesel	75	75-PC1230		
1993-1991	5.7 Liters 350 CID V8 Primary Battery	78	78-PC1500		
1993-1991	5.7 Liters 350 CID V8 Auxiliary	78	78-PC1500		
1993-1991	5.0 Liters 305 CID V8	78	78-PC1500		
1993-1991	5.0 Liters 305 CID V8 Auxiliary	78	78-PC1500		
1993-1991	4.3 Liters 262 CID V6 Primary Battery	78	78-PC1500		
1993-1991	4.3 Liters 262 CID V6 Auxiliary	78	78-PC1500		
1991	6.2 Liters 379 CID V8 Diesel	78	78-PC1500		
1991	5.7 Liters 350 CID V8	78	78-PC1500		
1991	5.0 Liters 305 CID V8	78	78-PC1500		
1991	4.3 Liters 262 CID V6	78	78-PC1500		
1990-1988	6.2 Liters 379 CID V8 Diesel	75	75-PC1230		
1990-1988	5.7 Liters 350 CID V8	75	75-PC1230		
1990-1988	5.7 Liters 350 CID V8 Optional	78	78-PC1500		
1990	5.0 Liters 305 CID V8	75	75-PC1230		
1990-1988	5.0 Liters 305 CID V8 Optional	78	78-PC1500		
1990-1988	4.3 Liters 262 CID V6	75	75-PC1230		
1989-1988	5.0 Liters 305 CID V8 AT	75	75-PC1230		
1989-1988	5.0 Liters 305 CID V8 MT	75	75-PC1230		

Year, Make & Model	Engine, Liter & Options	BCI Group Size	ODYSSEY® Battery Model	Height Adapter	Notes
<b>Chevrolet K1500 Suburban</b>					
1999-1995	6.5 Liters 395 CID V8 Diesel	78	78-PC1500		
1999	6.5 Liters 395 CID V8 Diesel & Optional	78	78-PC1500		
1999	5.7 Liters 350 CID V8 Primary Battery	78	78-PC1500		
1999	5.7 Liters 350 CID V8 Optional	78	78-PC1500		
1999	5.7 Liters 350 CID V8 Police & Optional	78	78-PC1500		
1998-1994	5.7 Liters 350 CID V8	78	78-PC1500		
1993-1992	5.7 Liters 350 CID V8 Primary Battery	78	78-PC1500		
1993-1992	5.7 Liters 350 CID V8 Auxiliary	78	78-PC1500		
<b>Chevrolet K20</b>					
1986-1983	6.2 Liters 379 CID V8 Diesel	78	78-PC1500		
1986	5.7 Liters 350 CID V8	70	PC1200LMJT		4
1986-1983	5.7 Liters 350 CID V8 Optional	78	78-PC1500		
1986	4.8 Liters 292 CID L6	70	PC1200LMJT		4
1986	4.8 Liters 292 CID L6 Optional	78	78-PC1500		
1985-1984	5.7 Liters 350 CID V8	71	PC1200LMJT		4
1985	5.0 Liters 305 CID V8	70	PC1200LMJT		4
1985	5.0 Liters 305 CID V8 Optional	78	78-PC1500		
1985-1982	4.8 Liters 292 CID L6	71	PC1200LMJT		4
1985	4.3 Liters 262 CID V6	75	75-PC1230		
1985	4.3 Liters 262 CID V6 Optional	78	78-PC1500		
1983	5.7 Liters 350 CID V8	70	PC1200LMJT		4
1982	6.2 Liters 379 CID V8 Diesel	74	75-PC1230		
1982	5.7 Liters 350 CID V8	71	PC1200LMJT		4
1982	5.7 Liters 350 CID V8 Optional	74	75-PC1230		
1981	5.7 Liters 350 CID V8	70	PC1200LMJT		4
1981	4.8 Liters 292 CID L6	70	PC1200LMJT		4
1980	7.4 Liters 454 CID V8	74	75-PC1230		
1980-1976	6.6 Liters 400 CID V8	71	PC1200LMJT		4
1980-1976	5.7 Liters 350 CID V8	71	PC1200LMJT		4
1980	5.0 Liters 305 CID V8	71	PC1200LMJT		4
1980-1977	4.8 Liters 292 CID L6	71	PC1200LMJT		4
1980-1978	4.1 Liters 250 CID L6	71	PC1200LMJT		4
1978-1977	5.0 Liters 305 CID V8	71	PC1200LMJT		4
1978-1976	7.4 Liters 454 CID V8	74	75-PC1230		
1976-1975	4.8 Liters 292 CID L6	72	PC1200LMJT		4
1976-1975	4.1 Liters 250 CID L6	72	PC1200LMJT		4
1975	6.6 Liters 400 CID V8	74	75-PC1230		
1975	5.7 Liters 350 CID V8	74	75-PC1230		
<b>Chevrolet K20 Pickup</b>					
1974-1973	7.4 Liters 454 CID V8	74	75-PC1230		
1974-1972	4.8 Liters 292 CID L6	72	PC1200LMJT		4
1974-1972	4.1 Liters 250 CID L6	72	PC1200LMJT		4
1974-1971	5.7 Liters 350 CID V8	74	75-PC1230		
1971	4.8 Liters 292 CID L6	74	75-PC1230		
1971	4.1 Liters 250 CID L6	74	75-PC1230		
1970-1969	5.7 Liters 350 CID V8	24	34-PC1500T	Yes	1
1970	4.8 Liters 292 CID L6	24	34-PC1500T	Yes	1
1970-1966	4.1 Liters 250 CID L6	24	34-PC1500T	Yes	1
1969-1968	5.0 Liters 307 CID V8	24	34-PC1500T	Yes	1
1968	6.5 Liters 396 CID V8	24	34-PC1500T	Yes	1
1968-1964	5.4 Liters 327 CID V8	24	34-PC1500T	Yes	1

1. Installation requires optional height adapter. Additional cable may be required.
2. Installation requires battery to be placed on its side to dimensionally fit. Vehicle battery restraint(s) may require modification.
3. Installation requires reverse mounting orientation for correct terminal polarity
4. Vehicle battery restraint(s) may require modification.
5. Installation requires additional interbattery cables for parallel connections.
6. If vehicle as Intelligent Key option, then use 34R-PC1500T with the optional height adapter. Additional cable may be required.
7. If vehicle as Intelligent key option, then use 35-PC1400T

Year, Make & Model	Engine, Liter & Options	BCI Group Size	ODYSSEY® Battery Model	Height Adapter	Notes
<b>Chevrolet K20 Pickup (ctd)</b>					
1967-1964	4.8 Liters 292 CID L6	24	34-PC1500T	Yes	1
1967-1961	4.6 Liters 283 CID V8	24	34-PC1500T	Yes	1
1966	6.0 Liters 366 CID V8	24	34-PC1500T	Yes	1
1965-1964	6.7 Liters 409 CID V8	24	34-PC1500T	Yes	1
1965-1964	5.7 Liters 348 CID V8	24	34-PC1500T	Yes	1
1965-1964	3.8 Liters 230 CID L6	24	34-PC1500T	Yes	1
1962	6.7 Liters 409 CID V8	24	34-PC1500T	Yes	1
1962-1961	5.7 Liters 348 CID V8	24	34-PC1500T	Yes	1
1962	5.4 Liters 327 CID V8	24	34-PC1500T	Yes	1
1962-1961	4.3 Liters 261 CID L6	24	34-PC1500T	Yes	1
1962-1961	3.9 Liters 235 CID L6	24	34-PC1500T	Yes	1
<b>Chevrolet K20 Suburban</b>					
1986-1983	6.2 Liters 379 CID V8 Diesel	78	78-PC1500		
1986-1983	5.7 Liters 350 CID V8	70	PC1200LMJT		4
1986-1983	5.7 Liters 350 CID V8 Optional	78	78-PC1500		
1986-1985	5.0 Liters 305 CID V8	70	PC1200LMJT		4
1986-1985	5.0 Liters 305 CID V8 Optional	78	78-PC1500		
1986	4.8 Liters 292 CID L6	70	PC1200LMJT		4
1986	4.8 Liters 292 CID L6 Optional	78	78-PC1500		
1985	7.4 Liters 454 CID V8	70	PC1200LMJT		4
1985	7.4 Liters 454 CID V8 Optional	78	78-PC1500		
1985-1984	4.8 Liters 292 CID L6	71	PC1200LMJT		4
1984	5.7 Liters 350 CID V8	71	PC1200LMJT		4
1982	6.2 Liters 379 CID V8 Diesel	74	75-PC1230		
1982	5.7 Liters 350 CID V8	71	PC1200LMJT		4
1982	5.7 Liters 350 CID V8 Optional	74	75-PC1230		
1982	4.8 Liters 292 CID L6	71	PC1200LMJT		4
1981	5.7 Liters 350 CID V8	70	PC1200LMJT		4
1981	5.7 Liters 350 CID V8 Optional	78	78-PC1500		
1981	4.8 Liters 292 CID L6	70	PC1200LMJT		4
1980	6.6 Liters 400 CID V8	70	PC1200LMJT		4
1980	6.6 Liters 400 CID V8 Optional	78	78-PC1500		
1980-1976	5.7 Liters 350 CID V8	71	PC1200LMJT		4
1980-1977	4.8 Liters 292 CID L6	71	PC1200LMJT		4
1979-1976	6.6 Liters 400 CID V8	71	PC1200LMJT		4
1978-1977	5.0 Liters 305 CID V8	71	PC1200LMJT		4
1976-1972	4.8 Liters 292 CID L6	72	PC1200LMJT		4
1975	6.6 Liters 400 CID V8	74	75-PC1230		
1975-1971	5.7 Liters 350 CID V8	74	75-PC1230		
1974-1972	4.1 Liters 250 CID L6	72	PC1200LMJT		4
1973	7.4 Liters 454 CID V8	74	75-PC1230		
1973-1971	5.0 Liters 307 CID V8	74	75-PC1230		
1971	4.8 Liters 292 CID L6	74	75-PC1230		
1971	4.1 Liters 250 CID L6	74	75-PC1230		
1970-1969	5.7 Liters 350 CID V8	24	34-PC1500T	Yes	1
1970-1968	5.0 Liters 307 CID V8	24	34-PC1500T	Yes	1
1970-1968	4.8 Liters 292 CID L6	24	34-PC1500T	Yes	1
1970-1968	4.1 Liters 250 CID L6	24	34-PC1500T	Yes	1
1968	5.4 Liters 327 CID V8	24	34-PC1500T	Yes	1
<b>Chevrolet K2500</b>					
2000	7.4 Liters 454 CID V8	78	78-PC1500		
2000-1999	7.4 Liters 454 CID V8 Optional	78	78-PC1500		
2000-1999	6.5 Liters 395 CID V8 Diesel & Optional	78	78-PC1500		
2000	5.7 Liters 350 CID V8	78	78-PC1500		

Year, Make & Model	Engine, Liter & Options	BCI Group Size	ODYSSEY® Battery Model	Height Adapter	Notes
<b>Chevrolet K2500 (ctd)</b>					
2000-1999	5.7 Liters 350 CID V8 Optional	78	78-PC1500		
2000-1994	6.5 Liters 395 CID V8 Diesel	78	78-PC1500		
1999	7.4 Liters 454 CID V8 Primary Battery	78	78-PC1500		
1999	7.4 Liters 454 CID V8 Police & Optional	78	78-PC1500		
1999	5.0 Liters 305 CID V8 Optional	78	78-PC1500		
1998-1994	7.4 Liters 454 CID V8	78	78-PC1500		
1998-1994	5.7 Liters 350 CID V8	78	78-PC1500		
1998	5.0 Liters 305 CID V8	78	78-PC1500		
1995-1994	5.0 Liters 305 CID V8	78	78-PC1500		
1995-1994	4.3 Liters 262 CID V6	78	78-PC1500		
1993-1992	6.5 Liters 395 CID V8 Diesel	75	75-PC1230		
1993-1992	6.2 Liters 379 CID V8 Diesel	75	75-PC1230		
1993-1991	7.4 Liters 454 CID V8 Primary Battery	78	78-PC1500		
1993-1991	7.4 Liters 454 CID V8 Auxiliary	78	78-PC1500		
1993-1991	5.7 Liters 350 CID V8 Primary Battery	78	78-PC1500		
1993-1991	5.7 Liters 350 CID V8 Auxiliary	78	78-PC1500		
1993-1991	5.0 Liters 305 CID V8 Primary Battery	78	78-PC1500		
1993-1991	5.0 Liters 305 CID V8 Auxiliary	78	78-PC1500		
1993-1991	4.3 Liters 262 CID V6 Primary Battery	78	78-PC1500		
1993-1991	4.3 Liters 262 CID V6 Auxiliary	78	78-PC1500		
1991	6.2 Liters 379 CID V8 Diesel	78	78-PC1500		
1990-1988	6.2 Liters 379 CID V8 Diesel	75	75-PC1230		
1990-1988	5.7 Liters 350 CID V8	75	75-PC1230		
1990-1988	5.7 Liters 350 CID V8 Optional	78	78-PC1500		
1990	5.0 Liters 305 CID V8	75	75-PC1230		
1990-1988	5.0 Liters 305 CID V8 Optional	78	78-PC1500		
1990-1988	4.3 Liters 262 CID V6	75	75-PC1230		
1989-1988	5.0 Liters 305 CID V8 AT	75	75-PC1230		
1989-1988	5.0 Liters 305 CID V8 MT	75	75-PC1230		
<b>Chevrolet K2500 Suburban</b>					
1999	7.4 Liters 454 CID V8 Primary Battery	78	78-PC1500		
1999	7.4 Liters 454 CID V8 Optional	78	78-PC1500		
1999	7.4 Liters 454 CID V8 Police & Optional	78	78-PC1500		
1999-1994	6.5 Liters 395 CID V8 Diesel	78	78-PC1500		
1999	6.5 Liters 395 CID V8 Diesel & Optional	78	78-PC1500		
1999	5.7 Liters 350 CID V8 Primary Battery	78	78-PC1500		
1999	5.7 Liters 350 CID V8 Optional	78	78-PC1500		
1999	5.7 Liters 350 CID V8 Police & Optional	78	78-PC1500		
1998-1994	7.4 Liters 454 CID V8	78	78-PC1500		
1998-1994	5.7 Liters 350 CID V8	78	78-PC1500		
1993-1992	7.4 Liters 454 CID V8 Primary Battery	78	78-PC1500		
1993-1992	7.4 Liters 454 CID V8 Auxiliary	78	78-PC1500		
1993-1992	5.7 Liters 350 CID V8 Primary Battery	78	78-PC1500		
1993-1992	5.7 Liters 350 CID V8 Auxiliary	78	78-PC1500		

1. Installation requires optional height adapter. Additional cable may be required.
2. Installation requires battery to be placed on its side to dimensionally fit. Vehicle battery restraint(s) may require modification.
3. Installation requires reverse mounting orientation for correct terminal polarity
4. Vehicle battery restraint(s) may require modification.
5. Installation requires additional interbattery cables for parallel connections.
6. If vehicle as Intelligent Key option, then use 34R-PC1500T with the optional height adapter. Additional cable may be required.
7. If vehicle as Intelligent key option, then use 35-PC1400T

Year, Make & Model	Engine, Liter & Options	BCI Group Size	ODYSSEY® Battery Model	Height Adapter	Notes
<b>Chevrolet K30</b>					
1986-1984	7.4 Liters 454 CID V8	78	78-PC1500		
1986-1983	6.2 Liters 379 CID V8 Diesel	78	78-PC1500		
1986-1985	5.7 Liters 350 CID V8	70	PC1200LMJT		4
1986-1982	5.7 Liters 350 CID V8 Optional	78	78-PC1500		
1986	4.8 Liters 292 CID L6	70	PC1200LMJT		4
1986	4.8 Liters 292 CID L6 Optional	78	78-PC1500		
1985-1982	4.8 Liters 292 CID L6	71	PC1200LMJT		4
1984	5.7 Liters 350 CID V8	71	PC1200LMJT		4
1983	7.4 Liters 454 CID V8	70	PC1200LMJT		4
1983	7.4 Liters 454 CID V8 Optional	78	78-PC1500		
1983-1981	5.7 Liters 350 CID V8	70	PC1200LMJT		4
1982	7.4 Liters 454 CID V8 Optional	74	75-PC1230		
1982	6.2 Liters 379 CID V8 Diesel	74	75-PC1230		
1982	5.7 Liters 350 CID V8	71	PC1200LMJT		4
1982	5.7 Liters 350 CID V8 Optional	74	75-PC1230		
1981	7.4 Liters 454 CID V8	70	PC1200LMJT		4
1981	4.8 Liters 292 CID L6	70	PC1200LMJT		4
1980	7.4 Liters 454 CID V8	74	75-PC1230		
1980	6.6 Liters 400 CID V8	70	PC1200LMJT		4
1980	6.6 Liters 400 CID V8 Optional	78	78-PC1500		
1980-1977	5.7 Liters 350 CID V8	71	PC1200LMJT		4
1980-1977	4.8 Liters 292 CID L6	71	PC1200LMJT		4
1979-1977	6.6 Liters 400 CID V8	71	PC1200LMJT		4
1977	7.4 Liters 454 CID V8	74	75-PC1230		
<b>Chevrolet K30 Pickup</b>					
1974-1973	7.4 Liters 454 CID V8	74	75-PC1230		
1974-1972	4.8 Liters 292 CID L6	72	PC1200LMJT		4
1974-1972	4.1 Liters 250 CID L6	72	PC1200LMJT		4
1974-1971	5.7 Liters 350 CID V8	74	75-PC1230		
1973-1972	5.0 Liters 307 CID V8	74	75-PC1230		
1971	6.6 Liters 402 CID V8	74	75-PC1230		
1971	6.6 Liters 402 CID V8 Optional	74	75-PC1230		
1971-1968	5.0 Liters 307 CID V8	24	34-PC1500T	Yes	1
1971	4.8 Liters 292 CID L6	74	75-PC1230		
1971	4.1 Liters 250 CID L6	74	75-PC1230		
1970	6.6 Liters 402 CID V8	24	34-PC1500T	Yes	1
1970-1969	5.7 Liters 350 CID V8	24	34-PC1500T	Yes	1
1970-1968	4.8 Liters 292 CID L6	24	34-PC1500T	Yes	1
1970-1968	4.1 Liters 250 CID L6	24	34-PC1500T	Yes	1
1969-1968	6.5 Liters 396 CID V8	24	34-PC1500T	Yes	1
1968	5.4 Liters 327 CID V8	24	34-PC1500T	Yes	1
<b>Chevrolet K3500</b>					
2000	7.4 Liters 454 CID V8	78	78-PC1500		
2000-1999	7.4 Liters 454 CID V8 Optional	78	78-PC1500		
2000-1999	6.5 Liters 395 CID V8 Diesel & Optional	78	78-PC1500		
2000-1994	6.5 Liters 395 CID V8 Diesel	78	78-PC1500		
2000	5.7 Liters 350 CID V8	78	78-PC1500		
2000-1999	5.7 Liters 350 CID V8 Optional	78	78-PC1500		
1999	7.4 Liters 454 CID V8 Primary Battery	78	78-PC1500		
1999	7.4 Liters 454 CID V8 Police & Optional	78	78-PC1500		
1999	5.7 Liters 350 CID V8 Primary Battery	78	78-PC1500		

Year, Make & Model	Engine, Liter & Options	BCI Group Size	ODYSSEY® Battery Model	Height Adapter	Notes
<b>Chevrolet K3500 (ctd)</b>					
1999	5.7 Liters 350 CID V8 Police & Optional	78	78-PC1500		
1998-1994	7.4 Liters 454 CID V8	78	78-PC1500		
1998-1994	5.7 Liters 350 CID V8	78	78-PC1500		
1993-1992	6.5 Liters 395 CID V8 Diesel	75	75-PC1230		
1993-1992	6.2 Liters 379 CID V8 Diesel	75	75-PC1230		
1993-1991	7.4 Liters 454 CID V8 Primary Battery	78	78-PC1500		
1993-1991	5.7 Liters 350 CID V8 Primary Battery	78	78-PC1500		
1993-1991	5.7 Liters 350 CID V8 Auxiliary	78	78-PC1500		
1993-1988	7.4 Liters 454 CID V8 Auxiliary	78	78-PC1500		
1991	6.2 Liters 379 CID V8 Diesel	78	78-PC1500		
1990-1988	7.4 Liters 454 CID V8	78	78-PC1500		
1990-1988	6.2 Liters 379 CID V8 Diesel	75	75-PC1230		
1990-1988	5.7 Liters 350 CID V8 Optional	78	78-PC1500		
1990-1988	5.7 Liters 350 CID V8	75	75-PC1230		
<b>Chevrolet K5 Blazer</b>					
1986-1983	6.2 Liters 379 CID V8 Diesel	78	78-PC1500		
1986	5.7 Liters 350 CID V8	70	PC1200LMJT		4
1986	5.7 Liters 350 CID V8 Optional	78	78-PC1500		
1986	5.0 Liters 305 CID V8	70	PC1200LMJT		4
1986	5.0 Liters 305 CID V8 Optional	78	78-PC1500		
1985-1984	5.7 Liters 350 CID V8	71	PC1200LMJT		4
1985-1984	5.0 Liters 305 CID V8	71	PC1200LMJT		4
1983	5.7 Liters 350 CID V8	70	PC1200LMJT		4
1983	5.7 Liters 350 CID V8 Optional	78	78-PC1500		
1983	5.0 Liters 305 CID V8	70	PC1200LMJT		4
1983	5.0 Liters 305 CID V8 Optional	78	78-PC1500		
1982	6.2 Liters 379 CID V8 Diesel	74	75-PC1230		
1982	5.7 Liters 350 CID V8	71	PC1200LMJT		4
1982	5.7 Liters 350 CID V8 Optional	74	75-PC1230		
1982	5.0 Liters 305 CID V8	71	PC1200LMJT		4
1982	5.0 Liters 305 CID V8 Optional	74	75-PC1230		
1982	4.1 Liters 250 CID L6	71	PC1200LMJT		4
1982	4.1 Liters 250 CID L6 Optional	74	75-PC1230		
1981	5.7 Liters 350 CID V8	70	PC1200LMJT		4
1981	5.0 Liters 305 CID V8	70	PC1200LMJT		4
1981	4.1 Liters 250 CID L6	70	PC1200LMJT		4
1980-1977	5.0 Liters 305 CID V8	71	PC1200LMJT		4
1980-1977	4.1 Liters 250 CID L6	71	PC1200LMJT		4
1980-1976	5.7 Liters 350 CID V8	71	PC1200LMJT		4
1979-1976	6.6 Liters 400 CID V8	71	PC1200LMJT		4
1978-1976	7.4 Liters 454 CID V8	71	PC1200LMJT		4
1976-1975	4.1 Liters 250 CID L6	72	PC1200LMJT		4
1975	6.6 Liters 400 CID V8	74	75-PC1230		
1975	5.7 Liters 350 CID V8	74	75-PC1230		
<b>Chevrolet Laguna</b>					
1975-1974	6.6 Liters 400 CID V8	74	75-PC1230		
1976	6.6 Liters 400 CID V8	72	PC1200LMJT		4
1976-1974	6.6 Liters 400 CID V8 Optional	74	75-PC1230		
1976	5.7 Liters 350 CID V8	72	PC1200LMJT		4
1976-1973	5.7 Liters 350 CID V8 Optional	74	75-PC1230		
1976	5.0 Liters 305 CID V8	72	PC1200LMJT		4
1976	5.0 Liters 305 CID V8 Optional	74	75-PC1230		

1. Installation requires optional height adapter. Additional cable may be required.
2. Installation requires battery to be placed on its side to dimensionally fit. Vehicle battery restraint(s) may require modification.
3. Installation requires reverse mounting orientation for correct terminal polarity
4. Vehicle battery restraint(s) may require modification.
5. Installation requires additional interbattery cables for parallel connections.
6. If vehicle as Intelligent Key option, then use 34R-PC1500T with the optional height adapter. Additional cable may be required.
7. If vehicle as Intelligent key option, then use 35-PC1400T



Year, Make & Model	Engine, Liter & Options	BCI Group Size	ODYSSEY® Battery Model	Height Adapter	Notes
<b>Chevrolet Laguna (ctd)</b>					
1975-1973	5.7 Liters 350 CID V8	74	75-PC1230		
1974-1973	7.4 Liters 454 CID V8	74	75-PC1230		
1974-1973	7.4 Liters 454 CID V8 Optional	74	75-PC1230		
<b>Chevrolet LLV</b>					
1995-1994	2.2 Liters 134 CID L4	75	75-PC1230		
1995-1994	2.2 Liters 134 CID L4 Optional	78	78-PC1500		
1993-1989	2.5 Liters 2474 CC 151 CID L4 Optional	78	78-PC1500		
1993-1987	2.5 Liters 2474 CC 151 CID L4	75	75-PC1230		
<b>Chevrolet Lumina</b>					
2001-1996	3.1 Liters 189 CID V6	78	78-PC1500		
1999-1998	3.8 Liters 231 CID V6	78	78-PC1500		
1997-1996	3.4 Liters 207 CID V6	78	78-PC1500		
1995-1993	3.1 Liters 189 CID V6 Primary Battery	75	75-PC1230		
1995-1993	3.1 Liters 189 CID V6 SEO & Optional	75	75-PC1230		
1995-1991	3.4 Liters 207 CID V6	75	75-PC1230		
1993	2.2 Liters 2180 CC 133 CID L4	75	75-PC1230		
1992-1990	3.1 Liters 189 CID V6	75	75-PC1230		
1992	3.1 Liters 189 CID V6 Optional	75	75-PC1230		
1992-1990	2.5 Liters 2474 CC 151 CID L4	75	75-PC1230		
<b>Chevrolet Lumina APV</b>					
1996	3.4 Liters 207 CID V6	75	75-PC1230		
1995-1992	3.8 Liters 231 CID V6	75	75-PC1230		
1995-1990	3.1 Liters 189 CID V6	75	75-PC1230		
<b>Chevrolet LUV</b>					
1982-1981	2.2 Liters 134 CID L4	24	34-PC1500T	Yes	1
1982-1975	1.8 Liters 111 CID L4	24	34-PC1500T	Yes	1
<b>Chevrolet LUV Pickup</b>					
1974-1972	1.8 Liters 111 CID L4	24	34-PC1500T	Yes	1
<b>Chevrolet Malibu</b>					
2010-2009	2.4 Liters 145 CID L4	90	PC1200MJT		4
2010-2008	3.6 Liters 217 CID V6	90	PC1200MJT		4
2010-2008	3.5 Liters 3490 CC 213 CID V6	90	PC1200MJT		4
2008	2.4 Liters 145 CID L4 Hybrid	90	PC1200MJT		4
2008	2.2 Liters 2198 CC 134 CID L4	90	PC1200MJT		4
2007-2006	3.9 Liters 3880 CC 237 CID V6	75	75-PC1230		
2007	3.5 Liters 214 CID V6	75	75-PC1230		
2007-2004	2.2 Liters 2189 CC 134 CID L4	75	75-PC1230		
2006-2004	3.5 Liters 213 CID V6	75	75-PC1230		
2003-1997	3.1 Liters 189 CID V6	75	75-PC1230		
1999-1997	2.4 Liters 146 CID L4	75	75-PC1230		
1983	5.7 Liters 350 CID V8 Diesel	75	75-PC1230		
1983	5.7 Liters 350 CID V8 Diesel & Optional	78	78-PC1500		
1983	5.0 Liters 305 CID V8	75	75-PC1230		
1983-1982	4.3 Liters 260 CID V6 Diesel	75	75-PC1230		
1983	4.3 Liters 260 CID V6 Diesel & Optional	78	78-PC1500		
1983	3.8 Liters 231 CID V6 Optional	78	78-PC1500		
1983-1981	3.8 Liters 229 CID V6 (229ci)	70	PC1200LMJT		4
1983	3.8 Liters 229 CID V6 (229ci) Optional	75	75-PC1230		
1982	5.7 Liters 350 CID V8 Diesel	73	PC1200LMJT		4

Year, Make & Model	Engine, Liter & Options	BCI Group Size	ODYSSEY® Battery Model	Height Adapter	Notes
<b>Chevrolet Malibu (ctd)</b>					
1982	5.7 Liters 350 CID V8 Diesel & Optional	74	75-PC1230		
1982-1981	5.0 Liters 305 CID V8	70	PC1200LMJT		4
1982-1979	4.4 Liters 267 CID V8	70	PC1200LMJT		4
1982	4.4 Liters 267 CID V8 Optional	73	PC1200LMJT		4
1982	3.8 Liters 231 CID V6	70	PC1200LMJT		4
1981	5.7 Liters 350 CID V8	70	PC1200LMJT		4
1981	5.7 Liters 350 CID V8 Optional	73	PC1200LMJT		4
1981	5.0 Liters 305 CID V8 Optional	73	PC1200LMJT		4
1981-1980	3.8 Liters 231 CID V6 Optional	74	75-PC1230		
1981	3.8 Liters 229 CID V6 (229ci) Optional	73	PC1200LMJT		4
1980-1978	5.7 Liters 350 CID V8	71	PC1200LMJT		4
1980-1976	5.0 Liters 305 CID V8 Optional	74	75-PC1230		
1980-1973	5.7 Liters 350 CID V8 Optional	74	75-PC1230		
1980-1978	5.0 Liters 305 CID V8	71	PC1200LMJT		4
1980-1978	3.8 Liters 231 CID V6	71	PC1200LMJT		4
1980	3.8 Liters 229 CID V6	71	PC1200LMJT		4
1980	3.8 Liters 229 CID V6 Optional	74	75-PC1230		
1979	3.8 Liters 231 CID V6 HBL & AC	71	PC1200LMJT		4
1978	3.8 Liters 231 CID V6 Optional	74	75-PC1230		
1979-1978	3.3 Liters 200 CID V6	71	PC1200LMJT		4
1979-1978	3.3 Liters 200 CID V6 Optional	74	75-PC1230		
1977-1976	5.7 Liters 350 CID V8	72	PC1200LMJT		4
1977-1976	5.0 Liters 305 CID V8	72	PC1200LMJT		4
1977-1976	4.1 Liters 250 CID L6 Optional	74	75-PC1230		
1977-1973	4.1 Liters 250 CID L6	72	PC1200LMJT		4
1976	6.6 Liters 400 CID V8	72	PC1200LMJT		4
1976-1974	6.6 Liters 400 CID V8 Optional	74	75-PC1230		
1975-1974	6.6 Liters 400 CID V8	74	75-PC1230		
1975-1973	7.4 Liters 454 CID V8	74	75-PC1230		
1975-1973	7.4 Liters 454 CID V8 Optional	74	75-PC1230		
1975-1973	5.7 Liters 350 CID V8	74	75-PC1230		
1973	5.0 Liters 307 CID V8	74	75-PC1230		
1973	5.0 Liters 307 CID V8 Optional	74	75-PC1230		
1967-1966	6.5 Liters 396 CID V8	24	34-PC1500T	Yes	1
1967-1964	5.4 Liters 327 CID V8	24	34-PC1500T	Yes	1
1967-1964	4.6 Liters 283 CID V8	24	34-PC1500T	Yes	1
1967	4.1 Liters 250 CID L6 Optional	24	34-PC1500T	Yes	1
1967	4.1 Liters 250 CID L6	22F	PC1200MJT		4
1967-1966	3.8 Liters 230 CID L6	22F	PC1200MJT		4
1966	3.8 Liters 230 CID L6 AC	24	34-PC1500T		
1966	3.2 Liters 194 CID L6 AC	24	34-PC1500T	Yes	1
1966	3.2 Liters 194 CID L6	22F	PC1200MJT		4
1965-1964	3.8 Liters 230 CID L6	24	34-PC1500T		
1965-1964	3.2 Liters 194 CID L6	24	34-PC1500T	Yes	1
<b>Chevrolet Metro</b>					
2001-1998	1.3 Liters 1295 CC 79 CID L4	26R	PC1200MJT		4
2000-1998	1.0 Liters 993 CC 61 CID L3	26R	PC1200MJT		4
1992	1.3 Liters 1295 CC 79 CID L4	26	PC1200LMJT		4
<b>Chevrolet Monte Carlo</b>					
2007-2006	5.3 Liters 5328 CC 325 CID V8	85	PC1200MJT		4
2007-2006	3.5 Liters 3490 CC 213 CID V6	34	34-PC1500T		
2006	3.9 Liters 3880 CC 237 CID V6	34	34-PC1500T		

1. Installation requires optional height adapter. Additional cable may be required.
2. Installation requires battery to be placed on its side to dimensionally fit. Vehicle battery restraint(s) may require modification.
3. Installation requires reverse mounting orientation for correct terminal polarity
4. Vehicle battery restraint(s) may require modification.
5. Installation requires additional interbattery cables for parallel connections.
6. If vehicle as Intelligent Key option, then use 34R-PC1500T with the optional height adapter. Additional cable may be required.
7. If vehicle as Intelligent key option, then use 35-PC1400T

Year, Make & Model	Engine, Liter & Options	BCI Group Size	ODYSSEY® Battery Model	Height Adapter	Notes
<b>Chevrolet Monte Carlo (ctd)</b>					
2005-2000	3.4 Liters 207 CID V6	78	78-PC1500		
2005-1998	3.8 Liters 231 CID V6	78	78-PC1500		
2000	3.8 Liters 231 CID V6 Optional	78	78-PC1500		
2000	3.4 Liters 207 CID V6 Optional	78	78-PC1500		
1999-1996	3.1 Liters 189 CID V6	78	78-PC1500		
1997-1996	3.4 Liters 207 CID V6	78	78-PC1500		
1995	3.4 Liters 207 CID V6	75	75-PC1230		
1995	3.1 Liters 189 CID V6 Primary Battery	75	75-PC1230		
1995	3.1 Liters 189 CID V6 SEO & Optional	75	75-PC1230		
1988-1986	5.0 Liters 305 CID V8	70	PC1200LMJT		4
1988-1985	4.3 Liters 262 CID V6	75	75-PC1230		
1988-1983	5.0 Liters 305 CID V8 Optional	75	75-PC1230		
1987-1986	3.8 Liters 231 CID V6 Optional	75	75-PC1230		
1987-1985	3.8 Liters 231 CID V6	75	75-PC1230		
1985-1984	5.0 Liters 305 CID V8	75	75-PC1230		
1985-1983	3.8 Liters 231 CID V6 Optional	78	78-PC1500		
1984	5.7 Liters 350 CID V8 Diesel	70	PC1200LMJT		4
1984-1983	5.7 Liters 350 CID V8 Diesel & Optional	78	78-PC1500		
1984	5.0 Liters 305 CID V8	70	PC1200LMJT		4
1984-1983	3.8 Liters 229 CID V6 (229ci) Optional	75	75-PC1230		
1984-1981	3.8 Liters 229 CID V6 (229ci)	70	PC1200LMJT		4
1983	5.7 Liters 350 CID V8 Diesel	75	75-PC1230		
1983	4.3 Liters 260 CID V6 Diesel	75	75-PC1230		
1983	4.3 Liters 260 CID V6 Diesel & Optional	78	78-PC1500		
1982	5.7 Liters 350 CID V8 Diesel	73	PC1200LMJT		4
1982	5.7 Liters 350 CID V8 Diesel & Optional	74	75-PC1230		
1982-1981	5.0 Liters 305 CID V8	70	PC1200LMJT		4
1982-1981	5.0 Liters 305 CID V8 Optional	73	PC1200LMJT		4
1982-1981	3.8 Liters 231 CID V6	70	PC1200LMJT		4
1982-1979	4.4 Liters 267 CID V8	70	PC1200LMJT		4
1982	4.4 Liters 267 CID V8 Optional	73	PC1200LMJT		4
1982	4.3 Liters 260 CID V6 Diesel & Optional	73	PC1200LMJT		4
1981	5.7 Liters 350 CID V8	70	PC1200LMJT		4
1981	5.7 Liters 350 CID V8 Optional	73	PC1200LMJT		4
1981	3.8 Liters 231 CID V6	74	75-PC1230		
1981-1980	3.8 Liters 231 CID V6 Optional	74	75-PC1230		
1981	3.8 Liters 231 CID V6 HBL & AC	71	PC1200LMJT		4
1981	3.8 Liters 229 CID V6 (229ci) Optional	73	PC1200LMJT		4
1980-1978	5.0 Liters 305 CID V8	71	PC1200LMJT		4
1980-1976	5.0 Liters 305 CID V8 Optional	74	75-PC1230		
1980-1978	3.8 Liters 231 CID V6	71	PC1200LMJT		4
1980	3.8 Liters 229 CID V6	71	PC1200LMJT		4
1980	3.8 Liters 229 CID V6 Optional	74	75-PC1230		
1979	3.8 Liters 231 CID V6 HBL & AC	71	PC1200LMJT		4
1979-1978	3.3 Liters 200 CID V6	71	PC1200LMJT		4
1979-1978	3.3 Liters 200 CID V6 Optional	74	75-PC1230		

Year, Make & Model	Engine, Liter & Options	BCI Group Size	ODYSSEY® Battery Model	Height Adapter	Notes
<b>Chevrolet Monte Carlo (ctd)</b>					
1977-1976	5.7 Liters 350 CID V8	72	PC1200LMJT		4
1977-1976	5.0 Liters 305 CID V8	72	PC1200LMJT		4
1977-1970	5.7 Liters 350 CID V8 Optional	74	75-PC1230		
1976	6.6 Liters 400 CID V8	72	PC1200LMJT		4
1976-1970	6.6 Liters 400 CID V8 Optional	74	75-PC1230		
1975-1971	7.4 Liters 454 CID V8	74	75-PC1230		
1975-1971	6.6 Liters 400 CID V8	74	75-PC1230		
1975-1971	5.7 Liters 350 CID V8	74	75-PC1230		
1975-1970	7.4 Liters 454 CID V8 Optional	74	75-PC1230		
1972-1971	6.6 Liters 402 CID V8	74	75-PC1230		
1972	6.6 Liters 402 CID V8 Optional	74	75-PC1230		
1970	7.4 Liters 454 CID V8	24	34-PC1500T	Yes	1
1970	6.6 Liters 402 CID V8	24	34-PC1500T	Yes	1
1970	6.6 Liters 402 CID V8 Optional	74	75-PC1230		
1970	6.6 Liters 400 CID V8	24	34-PC1500T	Yes	1
1970	5.7 Liters 350 CID V8	24	34-PC1500T	Yes	1
<b>Chevrolet Monza</b>					
1980-1978	3.8 Liters 231 CID V6	71	PC1200LMJT		4
1980	3.8 Liters 231 CID V6 Optional	73	PC1200LMJT		4
1980-1978	2.5 Liters 2474 CC 151 CID L4	71	PC1200LMJT		4
1980-1978	2.5 Liters 2474 CC 151 CID L4 Optional	73	PC1200LMJT		4
1979-1978	5.0 Liters 305 CID V8 Optional	74	75-PC1230		
1979	3.8 Liters 231 CID V6 HBL & AC	71	PC1200LMJT		4
1979	3.8 Liters 231 CID V6 Optional	74	75-PC1230		
1979-1978	3.2 Liters 196 CID V6	71	PC1200LMJT		4
1979-1978	3.2 Liters 196 CID V6 HBL & AC	71	PC1200LMJT		4
1979-1976	5.0 Liters 305 CID V8	71	PC1200LMJT		4
1977	5.0 Liters 305 CID V8 Optional	73	PC1200LMJT		4
1977-1976	2.3 Liters 140 CID L4	71	PC1200LMJT		4
1977-1976	2.3 Liters 140 CID L4 Optional	71	PC1200LMJT		4
1976	5.0 Liters 305 CID V8 Optional	72	PC1200LMJT		4
1976-1975	4.3 Liters 262 CID V8	71	PC1200LMJT		4
1976	4.3 Liters 262 CID V8 Optional	72	PC1200LMJT		4
1975	5.7 Liters 350 CID V8	71	PC1200LMJT		4
1975	2.3 Liters 140 CID L4	72	PC1200LMJT		4
<b>Chevrolet Nova</b>					
1988-1985	1.6 Liters 1588 CC 98 CID L4	35	35-PC1400T		
1979-1978	5.7 Liters 350 CID V8	71	PC1200LMJT		4
1979-1978	5.0 Liters 305 CID V8	71	PC1200LMJT		4
1979-1978	4.1 Liters 250 CID L6	71	PC1200LMJT		4
1979-1976	5.0 Liters 305 CID V8 Optional	74	75-PC1230		
1979-1974	5.7 Liters 350 CID V8 Optional	74	75-PC1230		
1979-1974	4.1 Liters 250 CID L6 Optional	74	75-PC1230		
1977-1976	5.7 Liters 350 CID V8	72	PC1200LMJT		4
1977-1976	5.0 Liters 305 CID V8	72	PC1200LMJT		4
1977-1971	4.1 Liters 250 CID L6	72	PC1200LMJT		4
1975-1971	5.7 Liters 350 CID V8	74	75-PC1230		
1975	4.3 Liters 262 CID V8	74	75-PC1230		
1975	4.3 Liters 262 CID V8 Optional	74	75-PC1230		
1975-1974	4.1 Liters 250 CID L6	74	75-PC1230		
1973-1971	5.0 Liters 307 CID V8	74	75-PC1230		
1972-1971	4.1 Liters 250 CID L6 Optional	74	75-PC1230		

1. Installation requires optional height adapter. Additional cable may be required.
2. Installation requires battery to be placed on its side to dimensionally fit. Vehicle battery restraint(s) may require modification.
3. Installation requires reverse mounting orientation for correct terminal polarity
4. Vehicle battery restraint(s) may require modification.
5. Installation requires additional interbattery cables for parallel connections.
6. If vehicle as Intelligent Key option, then use 34R-PC1500T with the optional height adapter. Additional cable may be required.
7. If vehicle as Intelligent key option, then use 35-PC1400T

Year, Make & Model	Engine, Liter & Options	BCI Group Size	ODYSSEY® Battery Model	Height Adapter	Notes
<b>Chevrolet Nova (ctd)</b>					
1972-1970	5.7 Liters 350 CID V8 Optional	74	75-PC1230		
1972-1970	5.0 Liters 307 CID V8 Optional	74	75-PC1230		
1970	6.5 Liters 396 CID V8	24	34-PC1500T	Yes	1
1970	6.5 Liters 396 CID V8 Optional	74	75-PC1230		
1970	5.7 Liters 350 CID V8	24	34-PC1500T	Yes	1
1970	5.0 Liters 307 CID V8	24	34-PC1500T	Yes	1
1970	4.1 Liters 250 CID L6 Optional	24	34-PC1500T	Yes	1
1970	4.1 Liters 250 CID L6	22F	PC1200MJT		4
1970	3.8 Liters 230 CID L6 Optional	24	34-PC1500T	Yes	1
1970	3.8 Liters 230 CID L6	22F	PC1200MJT		4
1970	2.5 Liters 153 CID L4 Optional	24	34-PC1500T	Yes	1
1970	2.5 Liters 153 CID L4	22F	PC1200MJT		4
1967	5.4 Liters 327 CID V8	24	34-PC1500T	Yes	1
1967	4.6 Liters 283 CID V8	24C	N/A		
1967	4.1 Liters 250 CID L6	22F	PC1200MJT		4
1967	3.1 Liters 188 CID L6	22F	PC1200MJT		4
1967-1966	2.5 Liters 153 CID L4	22F	PC1200MJT		4
1966	5.4 Liters 327 CID V8 AC	24	34-PC1500T	Yes	1
1966	5.4 Liters 327 CID V8	22F	PC1200MJT		4
1966	4.6 Liters 283 CID V8 AC	24	34-PC1500T	Yes	1
1966	4.6 Liters 283 CID V8	22F	PC1200MJT		4
1966	3.8 Liters 230 CID L6 AC	24	34-PC1500T	Yes	1
1966	3.8 Liters 230 CID L6	22F	PC1200MJT		4
1966	3.2 Liters 194 CID L6	22F	PC1200MJT		4
1966	3.2 Liters 194 CID L6 AC	24	34-PC1500T	Yes	1
1966	2.5 Liters 153 CID L4 AC	24	34-PC1500T	Yes	1
1965	5.4 Liters 327 CID V8	24	34-PC1500T	Yes	1
1965-1962	3.2 Liters 194 CID L6	24	34-PC1500T	Yes	1
1965-1962	2.5 Liters 153 CID L4 AC	24	34-PC1500T	Yes	1
1965-1964	3.8 Liters 230 CID L6	24	34-PC1500T	Yes	1
1965-1962	4.6 Liters 283 CID V8	24	34-PC1500T	Yes	1
<b>Chevrolet One-Fifty Series</b>					
1957-1955	4.3 Liters 265 CID V8	24	34-PC1500T	Yes	1
1957	4.6 Liters 283 CID V8	24	34-PC1500T	Yes	1
1957-1955	3.9 Liters 235 CID L6	24	34-PC1500T	Yes	1
1954	3.9 Liters 235 CID L6	1	N/A		
1953	3.9 Liters 236 CID L6	1	N/A	Yes	1
<b>Chevrolet Optra</b>					
2007-2006	2.0 Liters 2000 CC L4	86	75/86-PC1230DT		
2005-2004	2.0 Liters 1998 CC L4	86	75/86-PC1230DT		
<b>Chevrolet P10</b>					
1980-1977	4.8 Liters 292 CID L6	71	PC1200LMJT		4
1979	5.0 Liters 305 CID V8	71	PC1200LMJT		4
1978-1977	5.7 Liters 350 CID V8	74	75-PC1230		
1977	6.6 Liters 400 CID V8	71	PC1200LMJT		4
1976-1975	4.8 Liters 292 CID L6	72	PC1200LMJT		4
1975	5.7 Liters 350 CID V8	74	75-PC1230		
<b>Chevrolet P10 Series</b>					
1967	4.8 Liters 292 CID L6	24	34-PC1500T	Yes	1
1967-1963	3.8 Liters 230 CID L6	24	34-PC1500T	Yes	1
1966	3.2 Liters 194 CID L6	24	34-PC1500T	Yes	1
1965-1963	2.5 Liters 153 CID L4	24	34-PC1500T	Yes	1
1962	5.4 Liters 327 CID V8	24	34-PC1500T	Yes	1
1962	4.6 Liters 283 CID V8	24	34-PC1500T	Yes	1
1962	3.9 Liters 235 CID L6	24	34-PC1500T	Yes	1

Year, Make & Model	Engine, Liter & Options	BCI Group Size	ODYSSEY® Battery Model	Height Adapter	Notes
<b>Chevrolet P10 Van</b>					
1974-1972	4.1 Liters 250 CID L6	72	PC1200LMJT		4
1973	7.4 Liters 454 CID V8	74	75-PC1230		
1973	5.7 Liters 350 CID V8	74	75-PC1230		
1971	4.1 Liters 250 CID L6	74	75-PC1230		
1970	4.1 Liters 250 CID L6	24	34-PC1500T	Yes	1
1969-1968	4.1 Liters 250 CID L6	24C	N/A		
1969-1968	3.8 Liters 230 CID L6	24C	N/A		
<b>Chevrolet P20</b>					
1989-1987	5.7 Liters 350 CID V8	75	75-PC1230		
1989-1986	4.8 Liters 292 CID L6	78	78-PC1500		
1989-1983	6.2 Liters 379 CID V8 Diesel	78	78-PC1500		
1986	5.7 Liters 350 CID V8	78	78-PC1500		
1985-1981	5.7 Liters 350 CID V8	75	75-PC1230		
1985-1981	4.8 Liters 292 CID L6	75	75-PC1230		
1982	6.2 Liters 379 CID V8	78	78-PC1500		
1980-1976	5.7 Liters 350 CID V8	71	PC1200LMJT		4
1980-1977	4.8 Liters 292 CID L6	71	PC1200LMJT		4
1979	7.4 Liters 454 CID V8	74	75-PC1230		
1976	7.4 Liters 454 CID V8	74	75-PC1230		
1976-1975	4.8 Liters 292 CID L6	72	PC1200LMJT		4
1975	5.7 Liters 350 CID V8	74	75-PC1230		
<b>Chevrolet P20 Series</b>					
1967-1966	6.0 Liters 366 CID V8	24	34-PC1500T	Yes	1
1967-1964	4.8 Liters 292 CID L6	24	34-PC1500T	Yes	1
1966	4.1 Liters 250 CID L6	24	34-PC1500T	Yes	1
1965-1964	6.7 Liters 409 CID V8	24	34-PC1500T	Yes	1
1965-1964	5.7 Liters 348 CID V8	24	34-PC1500T	Yes	1
1965-1963	3.8 Liters 230 CID L6	24	34-PC1500T	Yes	1
1962	6.7 Liters 409 CID V8	24	34-PC1500T	Yes	1
1962-1961	5.7 Liters 348 CID V8	24	34-PC1500T	Yes	1
1962	5.4 Liters 327 CID V8	24	34-PC1500T	Yes	1
1962-1961	4.6 Liters 283 CID V8	24	34-PC1500T	Yes	1
1961	3.9 Liters 235 CID L6	24	34-PC1500T	Yes	1
<b>Chevrolet P20 Van</b>					
1974-1972	4.8 Liters 292 CID L6	72	PC1200LMJT		4
1974-1972	4.1 Liters 250 CID L6	72	PC1200LMJT		4
1974-1971	5.7 Liters 350 CID V8	74	75-PC1230		
1973	7.4 Liters 454 CID V8	74	75-PC1230		
1971	7.4 Liters 454 CID V8	74	75-PC1230		
1971	4.8 Liters 292 CID L6	74	75-PC1230		
1971	4.1 Liters 250 CID L6	74	75-PC1230		
1970	7.4 Liters 454 CID V8	24C	N/A		
1970	5.7 Liters 350 CID V8	24C	N/A		
1970	4.8 Liters 292 CID L6	24	34-PC1500T	Yes	1
1970	4.1 Liters 250 CID L6	24	34-PC1500T	Yes	1
1969-1968	5.0 Liters 307 CID V8	24C	N/A		
1969-1968	4.8 Liters 292 CID L6	24C	N/A		
<b>Chevrolet P30</b>					
1999-1983	7.4 Liters 454 CID V8	78	78-PC1500		
1999-1994	6.5 Liters 395 CID V8 Diesel	78	78-PC1500		
1999-1991	5.7 Liters 350 CID V8	78	78-PC1500		
1999-1991	4.3 Liters 262 CID V6	78	78-PC1500		
1998	6.5 Liters 395 CID V8	78	78-PC1500		
1993-1988	6.2 Liters 379 CID V8 Diesel	78	78-PC1500		
1991-1989	3.9 Liters 239 CID L4	75	75-PC1230		

1. Installation requires optional height adapter. Additional cable may be required.
2. Installation requires battery to be placed on its side to dimensionally fit. Vehicle battery restraint(s) may require modification.
3. Installation requires reverse mounting orientation for correct terminal polarity
4. Vehicle battery restraint(s) may require modification.
5. Installation requires additional interbattery cables for parallel connections.
6. If vehicle as Intelligent Key option, then use 34R-PC1500T with the optional height adapter. Additional cable may be required.
7. If vehicle as Intelligent key option, then use 35-PC1400T

Year, Make & Model	Engine, Liter & Options	BCI Group Size	ODYSSEY® Battery Model	Height Adapter	Notes
<b>Chevrolet P30 (ctd)</b>					
1991-1989	3.9 Liters 239 CID L4 Optional	78	78-PC1500		
1990-1987	5.7 Liters 350 CID V8	75	75-PC1230		
1990	4.3 Liters 262 CID V6	75	75-PC1230		
1989-1986	4.8 Liters 292 CID L6	78	78-PC1500		
1987	6.2 Liters 379 CID V8 Diesel	75	75-PC1230		
1986-1983	6.2 Liters 379 CID V8 Diesel	78	78-PC1500		
1986	5.7 Liters 350 CID V8	78	78-PC1500		
1985-1981	5.7 Liters 350 CID V8	75	75-PC1230		
1985-1981	4.8 Liters 292 CID L6	75	75-PC1230		
1982-1981	7.4 Liters 454 CID V8	75	75-PC1230		
1982	6.2 Liters 379 CID V8	78	78-PC1500		
1980-1977	4.8 Liters 292 CID L6	71	PC1200LMJT		4
1980-1976	5.7 Liters 350 CID V8	71	PC1200LMJT		4
1980-1975	7.4 Liters 454 CID V8	74	75-PC1230		
1979	4.1 Liters 250 CID L6	71	PC1200LMJT		4
1976	6.6 Liters 400 CID V8	71	PC1200LMJT		4
1976-1975	4.8 Liters 292 CID L6	72	PC1200LMJT		4
1976	4.1 Liters 250 CID L6	72	PC1200LMJT		4
1975	5.7 Liters 350 CID V8	74	75-PC1230		
<b>Chevrolet P30 Series</b>					
1967-1966	6.0 Liters 366 CID V8	24C	N/A		
1967-1965	4.8 Liters 292 CID L6	24C	N/A		
1966	4.1 Liters 250 CID L6	24	34-PC1500T	Yes	1
1965	6.7 Liters 409 CID V8	24C	N/A		
1965	5.7 Liters 348 CID V8	24C	N/A		
1965-1963	3.8 Liters 230 CID L6	24	34-PC1500T	Yes	1
1964	6.7 Liters 409 CID V8	24	34-PC1500T	Yes	1
1964	5.7 Liters 348 CID V8	24	34-PC1500T	Yes	1
1964	4.8 Liters 292 CID L6	24	34-PC1500T	Yes	1
1962	6.7 Liters 409 CID V8	24	34-PC1500T	Yes	1
1962-1961	5.7 Liters 348 CID V8	24	34-PC1500T	Yes	1
1962	5.4 Liters 327 CID V8	24	34-PC1500T	Yes	1
1962-1961	4.6 Liters 283 CID V8	24	34-PC1500T	Yes	1
1961	3.9 Liters 235 CID L6	24	34-PC1500T	Yes	1
<b>Chevrolet P30 Van</b>					
1974-1973	7.4 Liters 454 CID V8	74	75-PC1230		
1974-1972	4.8 Liters 292 CID L6	72	PC1200LMJT		4
1974-1972	4.1 Liters 250 CID L6	72	PC1200LMJT		4
1974-1971	5.7 Liters 350 CID V8	74	75-PC1230		
1972	6.6 Liters 400 CID V8	74	75-PC1230		
1971	7.4 Liters 454 CID V8	74	75-PC1230		
1971	4.8 Liters 292 CID L6	74	75-PC1230		
1971	4.1 Liters 250 CID L6	74	75-PC1230		
1970	7.4 Liters 454 CID V8	24C	N/A		
1970	5.7 Liters 350 CID V8	24	34-PC1500T	Yes	1
1970-1968	4.8 Liters 292 CID L6	24C	N/A		
1970	4.1 Liters 250 CID L6	24	34-PC1500T	Yes	1
1970-1968	2.6 Liters 159 CID L3	4D	31-PC2150S		
1969-1968	5.0 Liters 307 CID V8	24C	N/A		
<b>Chevrolet Prizm</b>					
2002-1998	1.8 Liters 110 CID L4	35	35-PC1400T		
<b>Chevrolet R10</b>					
1987	6.2 Liters 379 CID V8 Diesel	75	75-PC1230		
1987	5.7 Liters 350 CID V8	75	75-PC1230		

Year, Make & Model	Engine, Liter & Options	BCI Group Size	ODYSSEY® Battery Model	Height Adapter	Notes
<b>Chevrolet R10 (ctd)</b>					
1987	5.7 Liters 350 CID V8 Optional	78	78-PC1500		
1987	5.0 Liters 305 CID V8	75	75-PC1230		
1987	5.0 Liters 305 CID V8 Optional	78	78-PC1500		
1987	4.3 Liters 262 CID V6	75	75-PC1230		
<b>Chevrolet R10 Suburban</b>					
1988-1987	6.2 Liters 379 CID V8 Diesel	75	75-PC1230		
1988-1987	5.7 Liters 350 CID V8	75	75-PC1230		
1988-1987	5.7 Liters 350 CID V8 Optional	78	78-PC1500		
1987	5.0 Liters 305 CID V8	75	75-PC1230		
1987	5.0 Liters 305 CID V8 Optional	78	78-PC1500		
<b>Chevrolet R1500 Suburban</b>					
1991	6.2 Liters 379 CID V8 Diesel	78	78-PC1500		
1991	5.7 Liters 350 CID V8	78	78-PC1500		
	Primary Battery				
1991	5.7 Liters 350 CID V8 Auxiliary	78	78-PC1500		
1990	6.2 Liters 379 CID V8	78	78-PC1500		
1990-1989	5.7 Liters 350 CID V8	75	75-PC1230		
1990-1989	5.7 Liters 350 CID V8 Optional	78	78-PC1500		
1989	6.2 Liters 379 CID V8 Diesel	75	75-PC1230		
<b>Chevrolet R20</b>					
1988-1987	7.4 Liters 454 CID V8	78	78-PC1500		
1988-1987	7.4 Liters 454 CID V8 Auxiliary	78	78-PC1500		
1988-1987	6.2 Liters 379 CID V8 Diesel	75	75-PC1230		
1988-1987	5.7 Liters 350 CID V8	75	75-PC1230		
<b>Chevrolet R20 (ctd)</b>					
1988-1987	5.7 Liters 350 CID V8 Optional	78	78-PC1500		
1988-1987	4.8 Liters 292 CID L6	78	78-PC1500		
1987	5.0 Liters 305 CID V8	75	75-PC1230		
1987	5.0 Liters 305 CID V8 Optional	78	78-PC1500		
1987	4.3 Liters 262 CID V6	75	75-PC1230		
<b>Chevrolet R20 Suburban</b>					
1988-1987	7.4 Liters 454 CID V8	78	78-PC1500		
1988-1987	7.4 Liters 454 CID V8 Auxiliary	78	78-PC1500		
1988-1987	6.2 Liters 379 CID V8 Diesel	75	75-PC1230		
1988-1987	5.7 Liters 350 CID V8	75	75-PC1230		
1988-1987	5.7 Liters 350 CID V8 Optional	78	78-PC1500		
<b>Chevrolet R2500</b>					
1989	7.4 Liters 454 CID V8	78	78-PC1500		
1989	7.4 Liters 454 CID V8	78	78-PC1500		
	Auxiliary				
1989	6.2 Liters 379 CID V8 Diesel	75	75-PC1230		
<b>Chevrolet R2500 Suburban</b>					
1991-1989	7.4 Liters 454 CID V8 Auxiliary	78	78-PC1500		
1991	7.4 Liters 454 CID V8	78	78-PC1500		
	Primary Battery				
1991	6.2 Liters 379 CID V8 Diesel	78	78-PC1500		
1991	5.7 Liters 350 CID V8	78	78-PC1500		
	Primary Battery				
1991	5.7 Liters 350 CID V8 Auxiliary	78	78-PC1500		
1990-1989	7.4 Liters 454 CID V8	78	78-PC1500		
1990	6.2 Liters 379 CID V8	78	78-PC1500		
1990-1989	5.7 Liters 350 CID V8	75	75-PC1230		
1990-1989	5.7 Liters 350 CID V8 Optional	78	78-PC1500		
1989	6.2 Liters 379 CID V8 Diesel	75	75-PC1230		

1. Installation requires optional height adapter. Additional cable may be required.
2. Installation requires battery to be placed on its side to dimensionally fit. Vehicle battery restraint(s) may require modification.
3. Installation requires reverse mounting orientation for correct terminal polarity
4. Vehicle battery restraint(s) may require modification.
5. Installation requires additional interbattery cables for parallel connections.
6. If vehicle as Intelligent Key option, then use 34R-PC1500T with the optional height adapter. Additional cable may be required.
7. If vehicle as Intelligent key option, then use 35-PC1400T



Year, Make & Model	Engine, Liter & Options	BCI Group Size	ODYSSEY® Battery Model	Height Adapter	Notes
<b>Chevrolet R30</b>					
1988-1987	7.4 Liters 454 CID V8	78	78-PC1500		
1988-1987	7.4 Liters 454 CID V8 Auxiliary	78	78-PC1500		
1988-1987	6.2 Liters 379 CID V8 Diesel	75	75-PC1230		
1988-1987	5.7 Liters 350 CID V8	75	75-PC1230		
1988-1987	5.7 Liters 350 CID V8 Optional	78	78-PC1500		
1988-1987	4.8 Liters 292 CID L6	78	78-PC1500		
<b>Chevrolet R3500</b>					
1991-1989	7.4 Liters 454 CID V8 Auxiliary	78	78-PC1500		
1991	7.4 Liters 454 CID V8 Primary Battery	78	78-PC1500		
1991	6.2 Liters 379 CID V8 Diesel	78	78-PC1500		
1991	5.7 Liters 350 CID V8 Primary Battery	78	78-PC1500		
1991	5.7 Liters 350 CID V8 Auxiliary	78	78-PC1500		
1990-1989	7.4 Liters 454 CID V8	78	78-PC1500		
1990-1989	6.2 Liters 379 CID V8 Diesel	75	75-PC1230		
1990-1989	5.7 Liters 350 CID V8	75	75-PC1230		
1990-1989	5.7 Liters 350 CID V8 Optional	78	78-PC1500		
<b>Chevrolet S10</b>					
2004-2003	4.3 Liters 262 CID V6 Optional	75	75-PC1230		
2004-1988	4.3 Liters 262 CID V6	75	75-PC1230		
2003-1994	2.2 Liters 134 CID L4	75	75-PC1230		
2003	2.2 Liters 134 CID L4 Optional	75	75-PC1230		
2001-1994	4.3 Liters 262 CID V6 Optional	75	75-PC1230		
2000-1994	2.2 Liters 134 CID L4 Optional	75	75-PC1230		
2000-1987	U/K Electric	75	75-PC1230		
1993-1985	2.5 Liters 2474 CC 151 CID L4 Optional	78	78-PC1500		
1993-1988	4.3 Liters 262 CID V6 Optional	78	78-PC1500		
1993-1987	2.8 Liters 173 CID V6	75	75-PC1230		
1993-1987	2.8 Liters 173 CID V6 Optional	78	78-PC1500		
1993-1987	2.5 Liters 2474 CC 151 CID L4	75	75-PC1230		
1986-1985	2.5 Liters 2474 CC 151 CID L4	70	PC1200LMJT		4
1986-1982	2.8 Liters 173 CID V6	70	PC1200LMJT		4
1985-1984	2.2 Liters 134 CID L4 Diesel	78	78-PC1500		
1985-1983	2.8 Liters 173 CID V6 Optional	78	78-PC1500		
1985-1983	1.9 Liters 119 CID L4 Optional	78	78-PC1500		
1985-1982	1.9 Liters 119 CID L4	70	PC1200LMJT		4
1984-1983	2.0 Liters 122 CID L4	70	PC1200LMJT		4
1984-1983	2.0 Liters 122 CID L4 Optional	78	78-PC1500		
1983	2.2 Liters 134 CID L4	78	78-PC1500		
1982	2.8 Liters 173 CID V6 Optional	73	PC1200LMJT		4
1982	1.9 Liters 119 CID L4 Optional	73	PC1200LMJT		4
<b>Chevrolet S10 Blazer</b>					
1994-1988	4.3 Liters 262 CID V6	75	75-PC1230		
1993-1988	4.3 Liters 262 CID V6 Optional	78	78-PC1500		
1990-1987	2.8 Liters 173 CID V6	75	75-PC1230		
1990-1987	2.8 Liters 173 CID V6 Optional	78	78-PC1500		
1988-1987	2.5 Liters 2474 CC 151 CID L4	75	75-PC1230		
1988-1985	2.5 Liters 2474 CC 151 CID L4 Optional	78	78-PC1500		
1986-1985	2.5 Liters 2474 CC 151 CID L4	70	PC1200LMJT		4
1986-1983	2.8 Liters 173 CID V6	70	PC1200LMJT		4
1985-1983	2.8 Liters 173 CID V6 Optional	78	78-PC1500		

Year, Make & Model	Engine, Liter & Options	BCI Group Size	ODYSSEY® Battery Model	Height Adapter	Notes
<b>Chevrolet S10 Blazer (ctd)</b>					
1984-1983	2.0 Liters 122 CID L4	70	PC1200LMJT		4
1984-1983	2.0 Liters 122 CID L4 Optional	78	78-PC1500		
1984-1983	1.9 Liters 119 CID L4	70	PC1200LMJT		4
1984-1983	1.9 Liters 119 CID L4 Optional	78	78-PC1500		
1984	2.2 Liters 134 CID L4 Diesel	78	78-PC1500		
<b>Chevrolet Silverado</b>					
2007-2003	6.0 Liters 364 CID V8	78	78-PC1500		
2005	6.0 Liters 364 CID V8 Optional	78	78-PC1500		
2003	6.0 Liters 364 CID V8 Optional	78	78-PC1500		
<b>Chevrolet Silverado 1500</b>					
2010-2009	6.2 Liters 376 CID V8	48	PC1220		4
2010-2009	6.2 Liters 376 CID V8 Optional	48	PC1220		4
2010-2009	6.0 Liters 364 CID V8 Optional	48	PC1220		4
2010-2009	5.3 Liters 5328 CC 325 CID V8 Optional	48	PC1220		4
2010-2008	6.0 Liters 364 CID V8	48	PC1220		4
2010-2007	5.3 Liters 5328 CC 325 CID V8	48	PC1220		4
2010-2008	4.8 Liters 294 CID V8	48	PC1220		4
2010-2009	4.8 Liters 294 CID V8 Optional	48	PC1220		4
2010-2008	4.3 Liters 262 CID V6	48	PC1220		4
2010-2009	4.3 Liters 262 CID V6 Optional	48	PC1220		4
2009-2007	5.3 Liters 325 CID V8	48	PC1220		4
2009	5.3 Liters 325 CID V8 Optional	48	PC1220		4
2007	6.0 Liters 364 CID V8 Early	78	78-PC1500		
2007	6.0 Liters 364 CID V8 Late	48	PC1220		4
2007	5.3 Liters 5328 CC 325 CID V8 Early	78	78-PC1500		
2007	5.3 Liters 5328 CC 325 CID V8 Late	48	PC1220		4
2007	4.8 Liters 294 CID V8 Early	78	78-PC1500		
2007	4.8 Liters 294 CID V8 Late	48	PC1220		4
2007	4.3 Liters 262 CID V6 Early	78	78-PC1500		
2007	4.3 Liters 262 CID V6 Late	48	PC1220		4
2006	6.0 Liters 364 CID V8	78	78-PC1500		
2006	5.3 Liters 5328 CC 325 CID V8	78	78-PC1500		
2006	5.3 Liters 325 CID V8	78	78-PC1500		
2006-1999	4.8 Liters 294 CID V8	78	78-PC1500		
2006-1999	4.3 Liters 262 CID V6	78	78-PC1500		
2005-2003	5.3 Liters 323 CID V8 Optional	78	78-PC1500		
2005-2003	4.8 Liters 294 CID V8 Optional	78	78-PC1500		
2005-2003	4.3 Liters 262 CID V6 Optional	78	78-PC1500		
2005-1999	5.3 Liters 323 CID V8	78	78-PC1500		
2001-1999	5.3 Liters 323 CID V8 Optional	78	78-PC1500		
2001-1999	4.8 Liters 294 CID V8 Optional	78	78-PC1500		
2001-1999	4.3 Liters 262 CID V6 Optional	78	78-PC1500		
<b>Chevrolet Silverado 1500 HD</b>					
2007	6.0 Liters 364 CID V8 Early	78	78-PC1500		
2007	6.0 Liters 364 CID V8 Late	48	PC1220		4
2006-2005	6.0 Liters 364 CID V8	78	78-PC1500		
2003-2001	6.0 Liters 364 CID V8	78	78-PC1500		
2003	6.0 Liters 364 CID V8 Optional	78	78-PC1500		
2001	6.0 Liters 364 CID V8 Optional	78	78-PC1500		
<b>Chevrolet Silverado 2500</b>					
2004-2003	6.0 Liters 364 CID V8 Optional	78	78-PC1500		
2004-1999	6.0 Liters 364 CID V8	78	78-PC1500		

1. Installation requires optional height adapter. Additional cable may be required.
2. Installation requires battery to be placed on its side to dimensionally fit. Vehicle battery restraint(s) may require modification.
3. Installation requires reverse mounting orientation for correct terminal polarity
4. Vehicle battery restraint(s) may require modification.
5. Installation requires additional interbattery cables for parallel connections.
6. If vehicle as Intelligent Key option, then use 34R-PC1500T with the optional height adapter. Additional cable may be required.
7. If vehicle as Intelligent key option, then use 35-PC1400T

Year, Make & Model	Engine, Liter & Options	BCI Group Size	ODYSSEY® Battery Model	Height Adapter	Notes
<b>Chevrolet Silverado 2500 (ctd)</b>					
2001-1999	6.0 Liters 364 CID V8 Optional	78	78-PC1500		
2000-1999	5.3 Liters 323 CID V8	78	78-PC1500		
2000-1999	5.3 Liters 323 CID V8 Optional	78	78-PC1500		
<b>Chevrolet Silverado 2500 HD</b>					
2010-2009	6.0 Liters 364 CID V8 Optional	48	PC1220		4
2010-2008	6.6 Liters 400 CID V8 Diesel	48	PC1220		4
2010-2008	6.0 Liters 364 CID V8	48	PC1220		4
2007	8.1 Liters 496 CID V8	48	PC1220		4
2007	6.6 Liters 400 CID V8	78	78-PC1500		
2007	6.0 Liters 364 CID V8 Early	78	78-PC1500		
2007	6.0 Liters 364 CID V8 Late	48	PC1220		4
2006-2001	8.1 Liters 496 CID V8	78	78-PC1500		
2006	6.6 Liters 400 CID V8	79	78-PC1500		4
2006-2001	6.0 Liters 364 CID V8	78	78-PC1500		
2005-2003	8.1 Liters 496 CID V8 Optional	78	78-PC1500		
2005-2001	6.6 Liters 400 CID V8 Diesel	78	78-PC1500		
2005-2003	6.0 Liters 364 CID V8 Optional	78	78-PC1500		
2004	6.6 Liters 400 CID V8	78	78-PC1500		
2002-2001	6.6 Liters 400 CID V8 Diesel & Optional	78	78-PC1500		
2001	8.1 Liters 496 CID V8 Optional	78	78-PC1500		
2001	6.0 Liters 364 CID V8 Optional	78	78-PC1500		
<b>Chevrolet Silverado 3500</b>					
2007	8.1 Liters 496 CID V8	48	PC1220		4
2007	6.6 Liters 400 CID V8	78	78-PC1500		
2007	6.0 Liters 364 CID V8 Early	78	78-PC1500		
2007	6.0 Liters 364 CID V8 Late	48	PC1220		4
2006-2001	8.1 Liters 496 CID V8	78	78-PC1500		
2006	6.6 Liters 400 CID V8	79	78-PC1500		4
2006-2001	6.0 Liters 364 CID V8	78	78-PC1500		
2005-2003	8.1 Liters 496 CID V8 Optional	78	78-PC1500		
2005-2003	6.0 Liters 364 CID V8 Optional	78	78-PC1500		
2005-2001	6.6 Liters 400 CID V8 Diesel	78	78-PC1500		
2004	6.6 Liters 403 CID V8	78	78-PC1500		
2004	6.6 Liters 403 CID V8 Optional	78	78-PC1500		
2002-2001	6.6 Liters 400 CID V8 Diesel & Optional	78	78-PC1500		
2001	8.1 Liters 496 CID V8 Optional	78	78-PC1500		
2001	6.0 Liters 364 CID V8 Optional	78	78-PC1500		
<b>Chevrolet Silverado 3500 HD</b>					
2010-2009	6.0 Liters 364 CID V8 Optional	48	PC1220		4
2010-2008	6.6 Liters 400 CID V8 Diesel	48	PC1220		4
2010-2008	6.0 Liters 364 CID V8	48	PC1220		4
2007	6.0 Liters 364 CID V8 Early	78	78-PC1500		
2007	6.0 Liters 364 CID V8 Late	48	PC1220		4
<b>Chevrolet Spectrum</b>					
1988-1985	1.5 Liters 1471 CC 92 CID L4	21R	PC1200MJT		4
<b>Chevrolet Sprint</b>					
1991-1985	1.0 Liters 993 CC 61 CID L3	45	PC925LMJT		2
<b>Chevrolet SSR</b>					
2006-2005	6.0 Liters 364 CID V8	78	78-PC1500		
2004-2003	5.3 Liters 325 CID V8	78	78-PC1500		
<b>Chevrolet Styleline Deluxe</b>					
1952-1950	3.9 Liters 236 CID L6	1	N/A		
1952-1949	3.6 Liters 217 CID L6	1	N/A		

Year, Make & Model	Engine, Liter & Options	BCI Group Size	ODYSSEY® Battery Model	Height Adapter	Notes
<b>Chevrolet Styleline Special</b>					
1952-1949	3.6 Liters 217 CID L6	1	N/A		
<b>Chevrolet Stylemaster Series</b>					
1948-1946	3.6 Liters 217 CID L6	1	N/A		
<b>Chevrolet Suburban</b>					
1967-1966	5.4 Liters 327 CID V8	24	34-PC1500T	Yes	1
1967-1966	4.1 Liters 250 CID L6	24	34-PC1500T	Yes	1
1967-1963	4.8 Liters 292 CID L6	24	34-PC1500T	Yes	1
1967-1963	3.8 Liters 230 CID L6	24	34-PC1500T	Yes	1
1967-1961	4.6 Liters 283 CID V8	24	34-PC1500T	Yes	1
1965-1964	6.7 Liters 409 CID V8	24	34-PC1500T	Yes	1
1966	6.0 Liters 366 CID V8	24	34-PC1500T	Yes	1
1965-1964	5.7 Liters 348 CID V8	24	34-PC1500T	Yes	1
1962	6.7 Liters 409 CID V8	24	34-PC1500T	Yes	1
1962-1961	5.7 Liters 348 CID V8	24	34-PC1500T	Yes	1
1962	5.4 Liters 327 CID V8	24	34-PC1500T	Yes	1
1962-1961	3.9 Liters 235 CID L6	24	34-PC1500T	Yes	1
<b>Chevrolet Suburban 1500</b>					
2010-2009	5.3 Liters 5328 CC 325 CID V8 Optional	48	PC1220		4
2010-2008	5.3 Liters 5328 CC 325 CID V8	48	PC1220		4
2009-2008	6.0 Liters 364 CID V8	48	PC1220		4
2009	6.0 Liters 364 CID V8 Optional	48	PC1220		4
2007	6.0 Liters 364 CID V8 Early	78	78-PC1500		
2007	6.0 Liters 364 CID V8 Late	48	PC1220		4
2007	5.3 Liters 5328 CC 325 CID V8 Early	78	78-PC1500		
2007	5.3 Liters 5328 CC 325 CID V8 Late	48	PC1220		4
2006	5.3 Liters 5328 CC 325 CID V8	78	78-PC1500		
2005-2003	5.3 Liters 323 CID V8 Optional	78	78-PC1500		
2005-2002	5.3 Liters 323 CID V8	78	78-PC1500		
2001-2000	5.3 Liters 323 CID V8 Primary Battery	78	78-PC1500		
2001-2000	5.3 Liters 323 CID V8 Optional	78	78-PC1500		
2000	5.3 Liters 323 CID V8 Police & Optional	78	78-PC1500		
<b>Chevrolet Suburban 2500</b>					
2010-2008	6.0 Liters 364 CID V8	48	PC1220		4
2010-2009	6.0 Liters 364 CID V8 Optional	48	PC1220		4
2007	6.0 Liters 364 CID V8 Early	78	78-PC1500		
2007	6.0 Liters 364 CID V8 Late	48	PC1220		4
2006-2002	8.1 Liters 496 CID V8	78	78-PC1500		
2006-2002	6.0 Liters 364 CID V8	78	78-PC1500		
2005-2003	8.1 Liters 496 CID V8 Optional	78	78-PC1500		
2005-2003	6.0 Liters 364 CID V8 Optional	78	78-PC1500		
2001	8.1 Liters 496 CID V8 Primary Battery	78	78-PC1500		
2001	8.1 Liters 496 CID V8 Optional	78	78-PC1500		
2001-2000	6.0 Liters 364 CID V8 Primary Battery	78	78-PC1500		
2001-2000	6.0 Liters 364 CID V8 Optional	78	78-PC1500		
2000	6.0 Liters 364 CID V8 Police & Optional	78	78-PC1500		
<b>Chevrolet T6500</b>					
2009	7.8 Liters 475 CID L6	48	PC1220		4
2008-2005	7.8 Liters 475 CID L6	31T	31-PC2150S		3

1. Installation requires optional height adapter. Additional cable may be required.
2. Installation requires battery to be placed on its side to dimensionally fit. Vehicle battery restraint(s) may require modification.
3. Installation requires reverse mounting orientation for correct terminal polarity
4. Vehicle battery restraint(s) may require modification.
5. Installation requires additional interbattery cables for parallel connections.
6. If vehicle as Intelligent Key option, then use 34R-PC1500T with the optional height adapter. Additional cable may be required.
7. If vehicle as Intelligent key option, then use 35-PC1400T

Year, Make & Model	Engine, Liter & Options	BCI Group Size	ODYSSEY® Battery Model	Height Adapter	Notes
<b>Chevrolet T7500</b>					
2009	7.8 Liters 475 CID L6	48	PC1220		4
2008-2005	7.8 Liters 475 CID L6	31T	31-PC2150S		3
<b>Chevrolet Tahoe</b>					
2010-2009	6.0 Liters 364 CID V8 Hybrid, Optional	48	PC1220		4
2010-2009	5.3 Liters 5328 CC 325 CID V8 Optional	48	PC1220		4
2010-2008	6.0 Liters 364 CID V8 Hybrid	48	PC1220		4
2010-2008	5.3 Liters 5328 CC 325 CID V8	48	PC1220		4
2009	6.2 Liters 376 CID V8	48	PC1220		4
2009	6.2 Liters 376 CID V8 Optional	48	PC1220		4
2009-2007	6.0 Liters 364 CID V8	48	PC1220		4
2009	6.0 Liters 364 CID V8 Optional	48	PC1220		4
2009	4.8 Liters 294 CID V8	48	PC1220		4
2009	4.8 Liters 294 CID V8 Optional	48	PC1220		4
2007	5.3 Liters 5328 CC 325 CID V8 Early	78	78-PC1500		
2007	5.3 Liters 5328 CC 325 CID V8 Late	48	PC1220		4
2007	4.8 Liters 294 CID V8 Early	78	78-PC1500		
2007	4.8 Liters 294 CID V8 Late	48	PC1220		4
2006	5.3 Liters 5328 CC 325 CID V8	78	78-PC1500		
2006-2000	4.8 Liters 294 CID V8	78	78-PC1500		
2005-2000	5.3 Liters 323 CID V8	78	78-PC1500		
2005-2003	5.3 Liters 323 CID V8 Optional	78	78-PC1500		
2005-2000	4.8 Liters 294 CID V8 Optional	78	78-PC1500		
2001-2000	5.3 Liters 323 CID V8 Optional	78	78-PC1500		
2000	5.7 Liters 350 CID V8	78	78-PC1500		
2000-1999	5.7 Liters 350 CID V8 Optional	78	78-PC1500		
1999-1995	6.5 Liters 395 CID V8 Diesel	78	78-PC1500		
1999	5.7 Liters 350 CID V8 Primary Battery	78	78-PC1500		
1999	5.7 Liters 350 CID V8 Police & Optional	78	78-PC1500		
1998-1995	5.7 Liters 350 CID V8	78	78-PC1500		
<b>Chevrolet Tracker</b>					
2004-2001	2.5 Liters 2500 CC V6	85	PC1200MJT		4
2003-1999	2.0 Liters 122 CID L4	85	PC1200MJT		4
2002-1999	1.6 Liters 1588 CC 98 CID L4	85	PC1200MJT		4
1998	1.6 Liters 1588 CC 98 CID L4	26R	PC1200MJT		4
<b>Chevrolet Trailblazer</b>					
2009-2006	6.0 Liters 364 CID V8	78	78-PC1500		
2009-2002	4.2 Liters 256 CID L6	78	78-PC1500		
2008	5.3 Liters 325 CID V8	78	78-PC1500		
2006	5.3 Liters 325 CID V8	78	78-PC1500		
2004-2003	5.3 Liters 325 CID V8	78	78-PC1500		
2005	5.3 Liters 323 CID V8	78	78-PC1500		
<b>Chevrolet Traverse</b>					
2010-2009	3.6 Liters 217 CID V6	48	PC1220		4
<b>Chevrolet Truck</b>					
1960-1958	5.7 Liters 348 CID V8	24	34-PC1500T	Yes	1
1960-1957	4.6 Liters 283 CID V8	24	34-PC1500T	Yes	1
1960-1956	3.9 Liters 235 CID L6	24	34-PC1500T	Yes	1
1959-1956	5.3 Liters 322 CID V8	24	34-PC1500T	Yes	1
1959-1956	4.3 Liters 261 CID L6	24	34-PC1500T	Yes	1

Year, Make & Model	Engine, Liter & Options	BCI Group Size	ODYSSEY® Battery Model	Height Adapter	Notes
<b>Chevrolet Truck (ctd)</b>					
1957-1956	4.3 Liters 265 CID V8	24	34-PC1500T	Yes	1
1955	4.3 Liters 265 CID V8	1	N/A		
1955-1954	4.3 Liters 261 CID L6	1	N/A		
1955-1952	3.9 Liters 235 CID L6	1	N/A		
1953-1942	3.5 Liters 216 CID L6	1	N/A		
<b>Chevrolet Two-Ten Series</b>					
1957-1955	4.3 Liters 265 CID V8	24	34-PC1500T	Yes	1
1957	4.6 Liters 283 CID V8	24	34-PC1500T	Yes	1
1957-1955	3.9 Liters 235 CID L6	24	34-PC1500T	Yes	1
1954	3.9 Liters 235 CID L6	1	N/A		
1953	3.9 Liters 236 CID L6	1	N/A		
<b>Chevrolet Uplander</b>					
2009-2006	3.9 Liters 3880 CC 237 CID V6	34	34-PC1500T		
2006-2005	3.5 Liters 213 CID V6	34	34-PC1500T		
<b>Chevrolet V10</b>					
1987	6.2 Liters 379 CID V8 Diesel	75	75-PC1230		
1987	5.7 Liters 350 CID V8	75	75-PC1230		
1987	5.7 Liters 350 CID V8 Optional	78	78-PC1500		
1987	5.0 Liters 305 CID V8	75	75-PC1230		
1987	5.0 Liters 305 CID V8 Optional	78	78-PC1500		
1987	4.3 Liters 262 CID V6	75	75-PC1230		
<b>Chevrolet V10 Suburban</b>					
1988-1987	6.2 Liters 379 CID V8 Diesel	75	75-PC1230		
1988-1987	5.7 Liters 350 CID V8	75	75-PC1230		
1988-1987	5.7 Liters 350 CID V8 Optional	78	78-PC1500		
<b>Chevrolet V1500 Suburban</b>					
1991	6.2 Liters 379 CID V8 Diesel	78	78-PC1500		
1991	5.7 Liters 350 CID V8 Primary Battery	78	78-PC1500		
1991	5.7 Liters 350 CID V8 Auxiliary	78	78-PC1500		
1990	6.2 Liters 379 CID V8	75	75-PC1230		
1990-1989	5.7 Liters 350 CID V8	75	75-PC1230		
1990-1989	5.7 Liters 350 CID V8 Optional	78	78-PC1500		
1989	6.2 Liters 379 CID V8 Diesel	75	75-PC1230		
<b>Chevrolet V20</b>					
1987	6.2 Liters 379 CID V8 Diesel	75	75-PC1230		
1987	5.7 Liters 350 CID V8	75	75-PC1230		
1987	5.7 Liters 350 CID V8 Optional	78	78-PC1500		
1987	4.8 Liters 292 CID L6	78	78-PC1500		
<b>Chevrolet V20 Suburban</b>					
1988-1987	7.4 Liters 454 CID V8	78	78-PC1500		
1988-1987	7.4 Liters 454 CID V8 Auxiliary	78	78-PC1500		
1988-1987	6.2 Liters 379 CID V8 Diesel	75	75-PC1230		
1988-1987	5.7 Liters 350 CID V8	75	75-PC1230		
1988-1987	5.7 Liters 350 CID V8 Optional	78	78-PC1500		
<b>Chevrolet V2500 Suburban</b>					
1991	6.2 Liters 379 CID V8 Diesel	78	78-PC1500		
1991	5.7 Liters 350 CID V8 Primary Battery	78	78-PC1500		
1991	5.7 Liters 350 CID V8 Auxiliary	78	78-PC1500		
1990	7.4 Liters 454 CID V8	78	78-PC1500		
1990	7.4 Liters 454 CID V8 Auxiliary	78	78-PC1500		
1990	6.2 Liters 379 CID V8	75	75-PC1230		
1990-1989	5.7 Liters 350 CID V8	75	75-PC1230		

1. Installation requires optional height adapter. Additional cable may be required.
2. Installation requires battery to be placed on its side to dimensionally fit. Vehicle battery restraint(s) may require modification.
3. Installation requires reverse mounting orientation for correct terminal polarity.
4. Vehicle battery restraint(s) may require modification.
5. Installation requires additional interbattery cables for parallel connections.
6. If vehicle as Intelligent Key option, then use 34R-PC1500T with the optional height adapter. Additional cable may be required.
7. If vehicle as Intelligent key option, then use 35-PC1400T

Year, Make & Model	Engine, Liter & Options	BCI Group Size	ODYSSEY® Battery Model	Height Adapter	Notes
<b>Chevrolet V2500 Suburban (ctd)</b>					
1990-1989	5.7 Liters 350 CID V8 Optional	78	78-PC1500		
1989	6.2 Liters 379 CID V8 Diesel	75	75-PC1230		
<b>Chevrolet V30</b>					
1988-1987	7.4 Liters 454 CID V8	78	78-PC1500		
1988-1987	7.4 Liters 454 CID V8 Auxiliary	78	78-PC1500		
1988-1987	6.2 Liters 379 CID V8 Diesel	75	75-PC1230		
1988-1987	5.7 Liters 350 CID V8	75	75-PC1230		
1988-1987	5.7 Liters 350 CID V8 Optional	78	78-PC1500		
1988-1987	4.8 Liters 292 CID L6	78	78-PC1500		
<b>Chevrolet V3500</b>					
1991	7.4 Liters 454 CID V8 Primary Battery	78	78-PC1500		
1991-1989	7.4 Liters 454 CID V8 Auxiliary	78	78-PC1500		
1991	6.2 Liters 379 CID V8 Diesel	78	78-PC1500		
1991	5.7 Liters 350 CID V8 Primary Battery	78	78-PC1500		
1991	5.7 Liters 350 CID V8 Auxiliary	78	78-PC1500		
1990-1989	7.4 Liters 454 CID V8	78	78-PC1500		
1990-1989	6.2 Liters 379 CID V8 Diesel	75	75-PC1230		
1990	6.2 Liters 379 CID V8 Diesel, Auxiliary	78	78-PC1500		
1990-1989	5.7 Liters 350 CID V8	75	75-PC1230		
1990-1989	5.7 Liters 350 CID V8 Optional	78	78-PC1500		
<b>Chevrolet Vega</b>					
1977-1976	2.3 Liters 140 CID L4 Optional	71	PC1200LMJT		4
1977-1975	2.3 Liters 140 CID L4	71	PC1200LMJT		4
1976	2.0 Liters 122 CID L4	71	PC1200LMJT		4
1975-1974	2.3 Liters 140 CID L4 Optional	72	PC1200LMJT		4
1975-1971	2.3 Liters 140 CID L4	72	PC1200LMJT		4
1975	2.0 Liters 122 CID L4	72	PC1200LMJT		4
1975	2.0 Liters 122 CID L4 Optional	72	PC1200LMJT		4
<b>Chevrolet Venture</b>					
2005-1997	3.4 Liters 207 CID V6	78	78-PC1500		
<b>Chevrolet W3500 Tiltmaster</b>					
2008-2005	6.0 Liters 364 CID V8	48	PC1220		4
2008-2005	5.2 Liters 317 CID L4	48	PC1220		4
<b>Chevrolet W4500 Tiltmaster</b>					
2008-2005	6.0 Liters 364 CID V8	31T	31-PC2150S		3
2008-2005	5.2 Liters 317 CID L4	31T	31-PC2150S		3
<b>Chevrolet W5500 Tiltmaster</b>					
2008-2005	5.2 Liters 317 CID L4	31T	31-PC2150S		3
<b>Chevrolet W5500HD Tiltmaster</b>					
2008-2005	5.2 Liters 317 CID L4	31T	31-PC2150S		3
<b>Chrysler 300</b>					
2010-2005	6.1 Liters 6059 CC 370 CID V8	94R	PC1220		4
2010-2005	5.7 Liters 345 CID V8	94R	PC1220		4
2010-2005	3.5 Liters 3497 CC 215 CID V6	94R	PC1220		4
2010-2005	2.7 Liters 2700 CC 167 CID V6	94R	PC1220		4
1971-1966	7.2 Liters 440 CID V8	27	34-PC1500T	Yes	1
1969-1968	7.2 Liters 440 CID V8	24	34-PC1500T	Yes	1
1966-1964	6.3 Liters 383 CID V8	27	34-PC1500T	Yes	1
1965-1961	6.8 Liters 413 CID V8	24	34-PC1500T	Yes	1
1963	7.0 Liters 426 CID V8	24	34-PC1500T	Yes	1
1963-1962	6.3 Liters 383 CID V8	24	34-PC1500T	Yes	1
1960-1959	6.8 Liters 413 CID V8	27	34-PC1500T		4

Year, Make & Model	Engine, Liter & Options	BCI Group Size	ODYSSEY® Battery Model	Height Adapter	Notes
<b>Chrysler 300 (ctd)</b>					
1958-1957	6.4 Liters 392 CID V8	27	34-PC1500T	Yes	1
1956	5.8 Liters 354 CID V8	27	34-PC1500T	Yes	1
1955	5.4 Liters 331 CID V8	2	N/A		
<b>Chrysler 300M</b>					
2004-1999	3.5 Liters 3497 CC 215 CID V6	34	34-PC1500T		
<b>Chrysler Aspen</b>					
2009-2007	5.7 Liters 345 CID V8	65	65-PC1750T		
2009-2007	4.7 Liters 285 CID V8	65	65-PC1750T		
<b>Chrysler Cirrus</b>					
2000-1995	2.5 Liters 2497 CC 152 CID V6	75	75-PC1230		
1997-1995	2.4 Liters 2429 CC 148 CID L4	75	75-PC1230		
2000	2.4 Liters 2429 CC 148 CID L4	75	75-PC1230		
2000	2.0 Liters 1996 CC 122 CID L4	75	75-PC1230		
<b>Chrysler Concorde</b>					
2004-2002	3.5 Liters 3497 CC 215 CID V6	34	34-PC1500T		
2004-1998	2.7 Liters 2700 CC 167 CID V6	34	34-PC1500T		
2001-1998	3.2 Liters 3200 CC 197 CID V6	34	34-PC1500T		
1997-1993	3.5 Liters 3497 CC 215 CID V6	34	34-PC1500T		
1996-1993	3.3 Liters 201 CID V6	34	34-PC1500T		
<b>Chrysler Conquest</b>					
1989	2.6 Liters 2555 CC 156 CID L4	25	25-PC1400T		
1988-1987	2.6 Liters 2555 CC 156 CID L4	51	PC925LMJT		2
<b>Chrysler Cordoba</b>					
1983-1981	5.2 Liters 318 CID V8 Optional	24	34-PC1500T	Yes	1
1983-1981	5.2 Liters 318 CID V8	25	25-PC1400T		
1983-1981	3.7 Liters 3687 CC 225 CID L6 Optional	24	34-PC1500T	Yes	1
1983-1981	3.7 Liters 3687 CC 225 CID L6	25	25-PC1400T		
1980-1975	5.2 Liters 318 CID V8	24	34-PC1500T	Yes	1
1980-1975	5.2 Liters 318 CID V8 Optional	27	34-PC1500T	Yes	1
1980	3.7 Liters 3687 CC 225 CID L6 Optional	27	34-PC1500T	Yes	1
1979	5.9 Liters 360 CID V8	25	25-PC1400T		
1979-1975	5.9 Liters 360 CID V8 Optional	27	34-PC1500T	Yes	1
1978-1975	6.6 Liters 400 CID V8	27	34-PC1500T	Yes	1
1978-1975	6.6 Liters 400 CID V8 Optional	27	34-PC1500T	Yes	1
1978-1975	5.9 Liters 360 CID V8	27	34-PC1500T	Yes	1
<b>Chrysler Crossfire</b>					
2008	3.2 Liters 3200 CC 195 CID V6	48	PC1220		4
2005	3.2 Liters 3199 CC V6	48	PC1220		4
2005-2004	3.2 Liters 3200 CC 195 CID V6	48	PC1220		4
<b>Chrysler Daytona</b>					
1993-1992	2.5 Liters 2507 CC 153 CID L4	34	34-PC1500T		
1993-1992	2.2 Liters 135 CID L4	34	34-PC1500T		
1993-1990	3.0 Liters 2972 CC 181 CID V6	34	34-PC1500T		
1991	2.5 Liters 2507 CC 153 CID L4 ex. Turbo	34	34-PC1500T		
1991	2.5 Liters 2507 CC 153 CID L4 Turbo	34	34-PC1500T		
1990-1987	2.5 Liters 2507 CC 153 CID L4	34	34-PC1500T		
1990-1985	2.2 Liters 135 CID L4	34	34-PC1500T		
1987	2.5 Liters 2507 CC 153 CID L4 Optional	34	34-PC1500T		
1987-1985	2.2 Liters 135 CID L4 Optional	34	34-PC1500T		
1984	2.2 Liters 135 CID L4 Optional	24	34-PC1500T	Yes	1
1984	2.2 Liters 135 CID L4	25	25-PC1400T		

1. Installation requires optional height adapter. Additional cable may be required.
2. Installation requires battery to be placed on its side to dimensionally fit. Vehicle battery restraint(s) may require modification.
3. Installation requires reverse mounting orientation for correct terminal polarity
4. Vehicle battery restraint(s) may require modification.
5. Installation requires additional interbattery cables for parallel connections.
6. If vehicle as Intelligent Key option, then use 34R-PC1500T with the optional height adapter. Additional cable may be required.
7. If vehicle as Intelligent key option, then use 35-PC1400T



Year, Make & Model	Engine, Liter & Options	BCI Group Size	ODYSSEY® Battery Model	Height Adapter	Notes
<b>Chrysler Dynasty</b>					
1993-1991	3.3 Liters 201 CID V6	34	34-PC1500T		
1992-1988	2.5 Liters 2507 CC 153 CID L4	34	34-PC1500T		
1990-1989	3.0 Liters 2972 CC 181 CID V6	34	34-PC1500T		
<b>Chrysler E Class</b>					
1984-1983	2.6 Liters 2555 CC 156 CID L4 FWD & Optional	24	34-PC1500T	Yes	1
1984-1983	2.6 Liters 2555 CC 156 CID L4 FWD	25	25-PC1400T		
1984-1983	2.2 Liters 135 CID L4 FWD & Optional	24	34-PC1500T	Yes	1
1984-1983	2.2 Liters 135 CID L4 FWD	25	25-PC1400T		
<b>Chrysler Executive Limousine</b>					
1985	2.6 Liters 2555 CC 156 CID L4	34	34-PC1500T		
1985	2.6 Liters 2555 CC 156 CID L4 Optional	34	34-PC1500T		
<b>Chrysler Executive Sedan</b>					
1984-1983	2.6 Liters 2555 CC 156 CID L4 Optional	24	34-PC1500T	Yes	1
<b>Chrysler Fifth Avenue</b>					
1989-1985	5.2 Liters 318 CID V8 Optional	34	34-PC1500T		
1989-1985	5.2 Liters 318 CID V8	34	34-PC1500T		
1984-1983	5.2 Liters 318 CID V8 Optional	24	34-PC1500T	Yes	1
1984-1983	5.2 Liters 318 CID V8	25	25-PC1400T		
1983	3.7 Liters 3687 CC 225 CID L6 Optional	24	34-PC1500T	Yes	1
1983	3.7 Liters 3687 CC 225 CID L6	25	25-PC1400T		
<b>Chrysler Grand Voyager</b>					
2000	3.3 Liters 201 CID V6	34	34-PC1500T		
2000	3.0 Liters 2972 CC 181 CID V6	34	34-PC1500T		
<b>Chrysler Imperial</b>					
1993-1991	3.8 Liters 230 CID V6	34	34-PC1500T		
1991-1990	3.3 Liters 201 CID V6	34	34-PC1500T		
1983-1981	5.2 Liters 318 CID V8	24	34-PC1500T	Yes	1
1975-1967	7.2 Liters 440 CID V8	27	34-PC1500T	Yes	1
1966	7.2 Liters 440 CID V8	24	34-PC1500T	Yes	1
1965-1959	6.8 Liters 413 CID V8	24	34-PC1500T	Yes	1
1961	6.8 Liters 413 CID V8	27	34-PC1500T	Yes	1
1958-1957	6.4 Liters 392 CID V8	24	34-PC1500T	Yes	1
1956	5.8 Liters 353 CID V8	28S	N/A		
1955-1953	5.4 Liters 331 CID V8	24	34-PC1500T	Yes	1
1952-1951	5.4 Liters 331 CID V8	2	N/A		
1950	5.3 Liters 324 CID V8	2	N/A		
<b>Chrysler Intrepid</b>					
2004-2003	3.5 Liters 3497 CC 215 CID V6	34	34-PC1500T		
2004-1998	2.7 Liters 2700 CC 167 CID V6	34	34-PC1500T		
2001-2000	3.5 Liters 3497 CC 215 CID V6	34	34-PC1500T		
2001-1998	3.2 Liters 3200 CC 197 CID V6	34	34-PC1500T		
1997-1993	3.5 Liters 3497 CC 215 CID V6	34	34-PC1500T		
1997-1993	3.3 Liters 201 CID V6	34	34-PC1500T		
<b>Chrysler Laser</b>					
1986	2.5 Liters 2507 CC 153 CID L4	34	34-PC1500T		
1986-1985	2.2 Liters 135 CID L4	34	34-PC1500T		
1984	2.2 Liters 135 CID L4	25	25-PC1400T		
1984	2.2 Liters 135 CID L4 Canada & Optional	24	34-PC1500T	Yes	1

Year, Make & Model	Engine, Liter & Options	BCI Group Size	ODYSSEY® Battery Model	Height Adapter	Notes
<b>Chrysler LeBaron</b>					
1995-1990	3.0 Liters 2972 CC 181 CID V6	34	34-PC1500T		
1993-1992	2.5 Liters 2507 CC 153 CID L4	34	34-PC1500T		
1991	3.0 Liters 2972 CC 181 CID V6 Coupe, Conv. ex. Turbo	34	34-PC1500T		
1991	3.0 Liters 2972 CC 181 CID V6 Sedan	34	34-PC1500T		
1991	2.5 Liters 2507 CC 153 CID L4 Coupe, Conv. ex. Turbo	34	34-PC1500T	Yes	1
1991	2.5 Liters 2507 CC 153 CID L4 Coupe, Conv. Turbo	34	34-PC1500T		
1991	2.5 Liters 2507 CC 153 CID L4 Sedan	34	34-PC1500T		
1990-1987	2.5 Liters 2507 CC 153 CID L4	34	34-PC1500T		
1990-1987	2.2 Liters 135 CID L4	34	34-PC1500T		
1987	2.5 Liters 2507 CC 153 CID L4 Optional	34	34-PC1500T		
1987	2.2 Liters 135 CID L4 Optional	34	34-PC1500T		
1986	2.5 Liters 2507 CC 153 CID L4 ex. Turbo	26	PC1200LMJT		4
1986-1985	2.2 Liters 135 CID L4 ex. Turbo	26	PC1200LMJT		4
1986-1985	2.2 Liters 135 CID L4 Turbo	34	34-PC1500T		
1985	2.6 Liters 2555 CC 156 CID L4 ex. Turbo	26	PC1200LMJT		4
1984-1983	2.6 Liters 2555 CC 156 CID L4 Optional	24	34-PC1500T	Yes	1
1984-1983	2.6 Liters 2555 CC 156 CID L4	25	25-PC1400T		
1984-1983	2.6 Liters 2555 CC 156 CID L4 HBL	25	25-PC1400T		
1984-1983	2.6 Liters 2555 CC 156 CID L4 ex. HBL & Turbo	26	PC1200LMJT		4
1984-1983	2.2 Liters 135 CID L4 Optional	24	34-PC1500T	Yes	1
1984-1983	2.2 Liters 135 CID L4	25	25-PC1400T		
1984-1983	2.2 Liters 135 CID L4 HBL & Turbo	25	25-PC1400T		
1984-1983	2.2 Liters 135 CID L4 ex. HBL & Turbo	26	PC1200LMJT		4
1982	2.6 Liters 2555 CC 156 CID L4	21	PC1200LMJT		4
1982	2.2 Liters 135 CID L4	26	PC1200LMJT		4
1981	5.2 Liters 318 CID V8 Optional	24	34-PC1500T	Yes	1
1981	5.2 Liters 318 CID V8	25	25-PC1400T		
1981-1980	3.7 Liters 3687 CC 225 CID L6	25	25-PC1400T		
1981	3.7 Liters 3687 CC 225 CID L6 Optional	24	34-PC1500T	Yes	1
1980-1977	5.2 Liters 318 CID V8	24	34-PC1500T	Yes	1
1980	5.2 Liters 318 CID V8	27	34-PC1500T	Yes	1
1980-1978	5.2 Liters 318 CID V8 Optional	27	34-PC1500T	Yes	1
1980	3.7 Liters 3687 CC 225 CID L6	27	34-PC1500T	Yes	1
1980-1978	3.7 Liters 3687 CC 225 CID L6 Optional	27	34-PC1500T	Yes	1
1979	5.9 Liters 360 CID V8	25	25-PC1400T		
1979	5.2 Liters 318 CID V8 Optional	24	34-PC1500T	Yes	1
1979	3.7 Liters 3687 CC 225 CID L6	24	34-PC1500T	Yes	1
1979-1978	5.9 Liters 360 CID V8 Optional	27	34-PC1500T	Yes	1
1979-1978	3.7 Liters 3687 CC 225 CID L6 1V	24	34-PC1500T	Yes	1
1979-1978	3.7 Liters 3687 CC 225 CID L6 2V	24	34-PC1500T	Yes	1

1. Installation requires optional height adapter. Additional cable may be required.
2. Installation requires battery to be placed on its side to dimensionally fit. Vehicle battery restraint(s) may require modification.
3. Installation requires reverse mounting orientation for correct terminal polarity
4. Vehicle battery restraint(s) may require modification.
5. Installation requires additional interbattery cables for parallel connections.
6. If vehicle as Intelligent Key option, then use 34R-PC1500T with the optional height adapter. Additional cable may be required.
7. If vehicle as Intelligent key option, then use 35-PC1400T

Year, Make & Model	Engine, Liter & Options	BCI Group Size	ODYSSEY® Battery Model	Height Adapter	Notes
<b>Chrysler LeBaron (ctd)</b>					
1978	5.9 Liters 360 CID V8	27	34-PC1500T	Yes	1
1978	5.2 Liters 318 CID V8 1V	24	34-PC1500T	Yes	1
1978	5.2 Liters 318 CID V8 2V	24	34-PC1500T	Yes	1
<b>Chrysler LHS</b>					
2001-1999	3.5 Liters 3497 CC 215 CID V6	34	34-PC1500T		
1997-1994	3.5 Liters 3497 CC 215 CID V6	34	34-PC1500T		
<b>Chrysler Nassau</b>					
1956	5.4 Liters 331 CID V8	2	N/A		
1955	4.9 Liters 301 CID V8	27	34-PC1500T	Yes	1
<b>Chrysler Neon</b>					
2002-2000	2.0 Liters 1996 CC 122 CID L4	26R	PC1200MJT		4
<b>Chrysler New Yorker</b>					
1996-1994	3.5 Liters 3497 CC 215 CID V6	34	34-PC1500T		
1993-1991	3.8 Liters 230 CID V6	34	34-PC1500T		
1993-1990	3.3 Liters 201 CID V6	34	34-PC1500T		
1989-1988	3.0 Liters 2972 CC 181 CID V6	34	34-PC1500T		
1988-1985	2.2 Liters 135 CID L4	34	34-PC1500T		
1987-1986	2.5 Liters 2507 CC 153 CID L4	34	34-PC1500T		
1987-1986	2.5 Liters 2507 CC 153 CID L4 Optional	34	34-PC1500T		
1987-1985	2.2 Liters 135 CID L4 Optional	34	34-PC1500T		
1985	2.6 Liters 2555 CC 156 CID L4 Optional	34	34-PC1500T	Yes	1
1985	2.6 Liters 2555 CC 156 CID L4	34	34-PC1500T	Yes	1
1984-1983	2.6 Liters 2555 CC 156 CID L4 FWD & Optional	24	34-PC1500T	Yes	1
1984-1983	2.6 Liters 2555 CC 156 CID L4 Optional	24	34-PC1500T	Yes	1
1984-1983	2.6 Liters 2555 CC 156 CID L4 FWD	25	25-PC1400T		
1984-1983	2.2 Liters 135 CID L4 FWD & Optional	24	34-PC1500T	Yes	1
1984-1983	2.2 Liters 135 CID L4 Optional	24	34-PC1500T	Yes	1
1984-1983	2.2 Liters 135 CID L4 FWD	25	25-PC1400T		
1982-1981	5.2 Liters 318 CID V8 Optional	24	34-PC1500T	Yes	1
1982-1981	5.2 Liters 318 CID V8	25	25-PC1400T		
1982-1979	5.2 Liters 318 CID V8	24	34-PC1500T	Yes	1
1982	3.7 Liters 3687 CC 225 CID L6 Optional	24	34-PC1500T	Yes	1
1982	3.7 Liters 3687 CC 225 CID L6	25	25-PC1400T		
1980-1979	5.9 Liters 360 CID V8	25	25-PC1400T		
1980	5.9 Liters 360 CID V8 Optional	27	34-PC1500T	Yes	1
1980-1979	5.2 Liters 318 CID V8 Optional	27	34-PC1500T	Yes	1
1978-1966	7.2 Liters 440 CID V8	27	34-PC1500T	Yes	1
1978-1972	7.2 Liters 440 CID V8 Optional	27	34-PC1500T	Yes	1
1978-1975	6.6 Liters 400 CID V8	27	34-PC1500T	Yes	1
1978-1975	6.6 Liters 400 CID V8 Optional	27	34-PC1500T	Yes	1
1978-1977	5.9 Liters 360 CID V8	27	34-PC1500T	Yes	1
1978	5.9 Liters 360 CID V8 Optional	27	34-PC1500T	Yes	1
1974-1972	7.2 Liters 440 CID V8	24	34-PC1500T	Yes	1
1972	6.6 Liters 400 CID V8	24	34-PC1500T	Yes	1
1972	6.6 Liters 400 CID V8 Optional	27	34-PC1500T	Yes	1
1969-1968	7.2 Liters 440 CID V8	24	34-PC1500T	Yes	1
1965-1959	6.8 Liters 413 CID V8	27	34-PC1500T	Yes	1
1963	7.0 Liters 426 CID V8	27	34-PC1500T	Yes	1
1958-1957	6.4 Liters 392 CID V8	27	34-PC1500T	Yes	1

Year, Make & Model	Engine, Liter & Options	BCI Group Size	ODYSSEY® Battery Model	Height Adapter	Notes
<b>Chrysler New Yorker (ctd)</b>					
1955-1951	5.4 Liters 331 CID V8	2	N/A		
1956	5.8 Liters 354 CID V8	27	34-PC1500T	Yes	1
1950	5.3 Liters 324 CID V8	2	N/A		
<b>Chrysler Newport</b>					
1981	5.2 Liters 318 CID V8 Optional	24	34-PC1500T	Yes	1
1981	5.2 Liters 318 CID V8	25	25-PC1400T		
1981-1980	3.7 Liters 3687 CC 225 CID L6	25	25-PC1400T		
1981	3.7 Liters 3687 CC 225 CID L6 Optional	24	34-PC1500T	Yes	1
1980-1979	5.9 Liters 360 CID V8	25	25-PC1400T		
1980-1979	5.2 Liters 318 CID V8	24	34-PC1500T	Yes	1
1980-1979	5.2 Liters 318 CID V8 Optional	27	34-PC1500T	Yes	1
1980-1974	5.9 Liters 360 CID V8 Optional	27	34-PC1500T	Yes	1
1979	3.7 Liters 3687 CC 225 CID L6	24	34-PC1500T	Yes	1
1978-1975	6.6 Liters 400 CID V8	27	34-PC1500T	Yes	1
1978-1974	5.9 Liters 360 CID V8	27	34-PC1500T	Yes	1
1978-1972	6.6 Liters 400 CID V8 Optional	27	34-PC1500T	Yes	1
1978-1966	7.2 Liters 440 CID V8	27	34-PC1500T	Yes	1
1974-1972	6.6 Liters 400 CID V8	24	34-PC1500T	Yes	1
1972-1971	5.9 Liters 360 CID V8	24	34-PC1500T	Yes	1
1971-1968	6.3 Liters 383 CID V8	24	34-PC1500T	Yes	1
1971-1968	6.3 Liters 383 CID V8 Optional	27	34-PC1500T	Yes	1
1971	5.9 Liters 360 CID V8 Optional	27	34-PC1500T	Yes	1
1970-1968	7.2 Liters 440 CID V8 Optional	27H	34-PC1500T	Yes	1
1967-1965	6.3 Liters 383 CID V8	27	34-PC1500T	Yes	1
1964	6.8 Liters 413 CID V8	27	34-PC1500T	Yes	1
1964-1961	5.9 Liters 361 CID V8	24	34-PC1500T	Yes	1
1963	7.0 Liters 426 CID V8	24	34-PC1500T	Yes	1
1963-1962	6.8 Liters 413 CID V8	24	34-PC1500T	Yes	1
1960-1959	6.8 Liters 413 CID V8	27	34-PC1500T	Yes	1
1958-1957	6.4 Liters 392 CID V8	27	34-PC1500T	Yes	1
1956	5.8 Liters 354 CID V8	27	34-PC1500T	Yes	1
1956	5.4 Liters 331 CID V8	27	34-PC1500T	Yes	1
1955-1951	5.4 Liters 331 CID V8	2	N/A		
1955	4.9 Liters 301 CID V8	2	N/A		
1954-1952	4.3 Liters 265 CID L6	2	N/A		
1951-1950	4.1 Liters 250 CID L6	2	N/A		
1950	5.3 Liters 324 CID V8	2	N/A		
<b>Chrysler Pacifica</b>					
2008-2007	4.0 Liters 3952 CC 241 CID V6	34	34-PC1500T		
2008-2005	3.8 Liters 230 CID V6	34	34-PC1500T		
2006-2004	3.5 Liters 3497 CC 215 CID V6	34	34-PC1500T		
<b>Chrysler Prowler</b>					
2002-2001	3.5 Liters 3497 CC 215 CID V6	34	34-PC1500T		
<b>Chrysler PT Cruiser</b>					
2010-2008	2.4 Liters 2429 CC 148 CID L4	26R	PC1200MJT		4
2007	2.4 Liters 2429 CC 148 CID L4	34	34-PC1500T		
2006-2001	2.4 Liters 2429 CC 148 CID L4	26R	PC1200MJT		4
<b>Chrysler Royal</b>					
1950	4.1 Liters 250 CID L6	2	N/A		
<b>Chrysler Saratoga</b>					
1960-1959	6.3 Liters 383 CID V8	27	34-PC1500T	Yes	1
1958-1957	5.8 Liters 354 CID V8	27	34-PC1500T	Yes	1
1952-1951	5.4 Liters 331 CID V8	2	N/A		
1950	5.3 Liters 324 CID V8	2	N/A		

1. Installation requires optional height adapter. Additional cable may be required.
2. Installation requires battery to be placed on its side to dimensionally fit. Vehicle battery restraint(s) may require modification.
3. Installation requires reverse mounting orientation for correct terminal polarity
4. Vehicle battery restraint(s) may require modification.
5. Installation requires additional interbattery cables for parallel connections.
6. If vehicle as Intelligent Key option, then use 34R-PC1500T with the optional height adapter. Additional cable may be required.
7. If vehicle as Intelligent key option, then use 35-PC1400T

Year, Make & Model	Engine, Liter & Options	BCI Group Size	ODYSSEY® Battery Model	Height Adapter	Notes
<b>Chrysler Sebring</b>					
2010-2008	3.5 Liters 3497 CC 215 CID V6	86	75/86-PC1230DT		
2010-2007	2.7 Liters 2700 CC 167 CID V6	86	75/86-PC1230DT		
2010-2007	2.4 Liters 2360 CC 144 CID L4	86	75/86-PC1230DT		
2006	2.7 Liters 2700 CC 167 CID V6 Convertible or Sedan	75	75-PC1230		
2006	2.7 Liters 2700 CC 167 CID V6 Coupe	86	75/86-PC1230DT		
2006	2.4 Liters 2429 CC 148 CID L4 Convertible or Sedan	75	75-PC1230		
2006	2.4 Liters 2429 CC 148 CID L4 Coupe	86	75/86-PC1230DT		
2005-2004	3.0 Liters 2972 CC 181 CID V6 Coupe	86	75/86-PC1230DT		
2005-2002	2.7 Liters 2700 CC 167 CID V6 Sedan & Convertible	75	75/86-PC1230DT		
2005	2.4 Liters 2429 CC 148 CID L4	75	75-PC1230		
2005	2.4 Liters 2351 CC L4	75	75-PC1230		
2005-2002	2.4 Liters 2429 CC 148 CID L4 Sedan & Convertible	75	75-PC1230		
2005-2001	2.4 Liters 2351 CC L4 Sedan & Convertible	75	75-PC1230		
2004	2.4 Liters 2429 CC 148 CID L4 Coupe	86	75/86-PC1230DT		
2004-2001	2.4 Liters 2351 CC L4 Coupe	86	75/86-PC1230DT		
2003	3.0 Liters 2972 CC 181 CID V6 Sedan & Convertible	75	75-PC1230		
2002-2001	3.0 Liters 2972 CC 181 CID V6 Coupe	86	75/86-PC1230DT		
2001	3.0 Liters 2972 CC 181 CID V6 Conv.	75	75-PC1230		
2001	3.0 Liters 2972 CC 181 CID V6 Sedan	75	75-PC1230		
2001	2.7 Liters 2700 CC 167 CID V6 Conv.	75	75-PC1230		
2001	2.7 Liters 2700 CC 167 CID V6 Sedan	75	75-PC1230		
2001	2.7 Liters 2700 CC 167 CID V6 Coupe	86	75/86-PC1230DT		
2001	2.4 Liters 2429 CC 148 CID L4 Conv.	75	75-PC1230		
2001	2.4 Liters 2429 CC 148 CID L4 Sedan	75	75-PC1230		
2001	2.4 Liters 2429 CC 148 CID L4 Coupe	86	75/86-PC1230DT		
2000-1995	2.5 Liters 2497 CC 152 CID V6 Conv.	75	75-PC1230		
2000-1995	2.5 Liters 2497 CC 152 CID V6 ex. Conv.	86	75/86-PC1230DT		
1999-1998	2.0 Liters 1996 CC 122 CID L4 Conv.	75	75-PC1230		
1999-1998	2.0 Liters 1996 CC 122 CID L4 ex. Conv.	86	75/86-PC1230DT		
1998	2.4 Liters 2429 CC 148 CID L4 Convertible	75	75-PC1230		
1998	2.4 Liters 2429 CC 148 CID L4 ex. Conv.	75	75-PC1230		
1998-1996	2.4 Liters 2429 CC 148 CID L4 ex. Conv. w/MT	86	75/86-PC1230DT		

Year, Make & Model	Engine, Liter & Options	BCI Group Size	ODYSSEY® Battery Model	Height Adapter	Notes
<b>Chrysler Sebring (ctd)</b>					
1997-1996	2.4 Liters 2429 CC 148 CID L4 ex. Conv. w/AT	86	75/86-PC1230DT		
1997-1995	2.0 Liters 1996 CC 122 CID L4 ex. Conv. w/AT	86	75/86-PC1230DT		
1997-1995	2.0 Liters 1996 CC 122 CID L4 ex. Conv. w/MT	86	75/86-PC1230DT		
<b>Chrysler St Regis</b>					
1956	5.8 Liters 354 CID V8	27	34-PC1500T	Yes	1
1955	5.4 Liters 331 CID V8	2	N/A		
<b>Chrysler TC Maserati</b>					
1991-1990	3.0 Liters 2972 CC 181 CID V6	34	34-PC1500T		
1990-1989	2.2 Liters 135 CID L4	34	34-PC1500T		
<b>Chrysler Town &amp; Country</b>					
2010-2009	3.8 Liters 3778 CC 231 CID V6	34	34-PC1500T		
2010-2008	4.0 Liters 3952 CC 241 CID V6	34	34-PC1500T		
2010-1996	3.3 Liters 201 CID V6	34	34-PC1500T		
2008-2003	3.8 Liters 230 CID V6	34	34-PC1500T		
2006-2004	3.3 Liters 201 CID V6 Optional	34	34-PC1500T		
2006-1994	3.8 Liters 230 CID V6 Optional	34	34-PC1500T		
2001	3.8 Liters 230 CID V6	34	34-PC1500T		
1997	3.8 Liters 230 CID V6	34	34-PC1500T		
1993-1990	3.3 Liters 201 CID V6	34	34-PC1500T		
1988	2.5 Liters 2507 CC 153 CID L4	34	34-PC1500T		
1988	2.2 Liters 135 CID L4	34	34-PC1500T		
1987	2.5 Liters 2507 CC 153 CID L4	26	PC1200LMJT		4
1987	2.2 Liters 135 CID L4	26	PC1200LMJT		4
1986	2.5 Liters 2507 CC 153 CID L4	34	34-PC1500T		
1986	2.5 Liters 2507 CC 153 CID L4 Optional	34	34-PC1500T		
1986-1985	2.2 Liters 135 CID L4	34	34-PC1500T		
1986-1985	2.2 Liters 135 CID L4 Optional	34	34-PC1500T		
1985	2.6 Liters 2555 CC 156 CID L4	34	34-PC1500T		
1985	2.6 Liters 2555 CC 156 CID L4 Optional	34	34-PC1500T		
1984	2.6 Liters 2555 CC 156 CID L4	25	25-PC1400T		
1984-1982	2.2 Liters 135 CID L4	25	25-PC1400T		
1982	2.6 Liters 2555 CC 156 CID L4	21	PC1200LMJT		4
1981-1978	5.2 Liters 318 CID V8	26	PC1200LMJT		4
1981	3.7 Liters 3687 CC 225 CID L6	25	25-PC1400T		
1980-1978	3.7 Liters 3687 CC 225 CID L6	26	PC1200LMJT		4
1979-1978	5.9 Liters 360 CID V8	26	PC1200LMJT		4
1967-1959	6.3 Liters 383 CID V8	27	34-PC1500T	Yes	1
1965-1961	6.8 Liters 413 CID V8	24	34-PC1500T	Yes	1
1964-1961	5.9 Liters 361 CID V8	24	34-PC1500T	Yes	1
1963	7.0 Liters 426 CID V8	24	34-PC1500T	Yes	1
1960-1959	6.8 Liters 413 CID V8	27	34-PC1500T		
1958-1957	6.4 Liters 392 CID V8	27	34-PC1500T	Yes	1
1958-1956	5.8 Liters 354 CID V8	27	34-PC1500T	Yes	1
1956	5.4 Liters 331 CID V8	27	34-PC1500T	Yes	1
1955	4.9 Liters 301 CID V8	2	N/A		
1955-1951	5.4 Liters 331 CID V8	2	N/A		
1954-1953	4.3 Liters 265 CID L6	2	N/A		
1952	4.1 Liters 250 CID L6	2	N/A		
1950	5.3 Liters 324 CID V8	2	N/A		

1. Installation requires optional height adapter. Additional cable may be required.
2. Installation requires battery to be placed on its side to dimensionally fit. Vehicle battery restraint(s) may require modification.
3. Installation requires reverse mounting orientation for correct terminal polarity
4. Vehicle battery restraint(s) may require modification.
5. Installation requires additional interbattery cables for parallel connections.
6. If vehicle as Intelligent Key option, then use 34R-PC1500T with the optional height adapter. Additional cable may be required.
7. If vehicle as Intelligent key option, then use 35-PC1400T

Year, Make & Model	Engine, Liter & Options	BCI Group Size	ODYSSEY® Battery Model	Height Adapter	Notes
<b>Chrysler Voyager</b>					
2003-2000	3.3 Liters 201 CID V6	34	34-PC1500T		
2003-2000	2.4 Liters 2429 CC 148 CID L4	34	34-PC1500T		
2000	3.3 Liters 201 CID V6 Optional	34	34-PC1500T		
2000	3.0 Liters 2972 CC 181 CID V6	34	34-PC1500T		
<b>Chrysler Windsor</b>					
1961-1959	6.3 Liters 383 CID V8	27	34-PC1500T	Yes	1
1958-1957	5.8 Liters 354 CID V8	27	34-PC1500T	Yes	1
1956	5.4 Liters 331 CID V8	27	34-PC1500T	Yes	1
1955	4.9 Liters 301 CID V8	2	N/A		
1954	4.3 Liters 265 CID L6	28S	N/A		
1953-1952	4.3 Liters 265 CID L6	2	N/A		
1951-1950	4.1 Liters 250 CID L6	2	N/A		
<b>Citroen 15</b>					
1956-1950	2.9 Liters 2867 CC 175 CID L6	N/A	N/A		
<b>Citroen 2CV</b>					
1959-1950	0.4 Liters 375 CC 23 CID H2	N/A	N/A		
<b>Citroen AMI-6</b>					
1967-1963	0.6 Liters 602 CC 37 CID H2	22F	PC1200MJT		4
1962-1960	0.6 Liters 602 CC 37 CID H2	N/A	N/A		
<b>Citroen D Special</b>					
1972-1970	2.0 Liters 1985 CC 121 CID L4	24	34-PC1500T	Yes	1
<b>Citroen D21</b>					
1972-1966	2.2 Liters 133 CID L4	24	34-PC1500T	Yes	1
<b>Citroen DS19</b>					
1967-1966	2.0 Liters 1985 CC 121 CID L4	24	34-PC1500T	Yes	1
1965-1961	1.9 Liters 1911 CC 117 CID L4	24	34-PC1500T	Yes	1
1960-1956	1.9 Liters 1911 CC 117 CID L4 12V	19	N/A		
1955	1.9 Liters 1911 CC 117 CID L4	N/A	N/A		
<b>Citroen DS21</b>					
1972-1966	2.2 Liters 133 CID L4	24	34-PC1500T	Yes	1
<b>Citroen DS21 Pallas</b>					
1972-1968	2.2 Liters 133 CID L4	24	34-PC1500T	Yes	1
<b>Citroen ID19</b>					
1970-1968	2.0 Liters 1985 CC 121 CID L4	24	34-PC1500T	Yes	1
1967-1960	1.9 Liters 1911 CC 117 CID L4	24	34-PC1500T	Yes	1
1959-1957	1.9 Liters 1911 CC 117 CID L4 12V	19	N/A		
<b>Citroen SM</b>					
1975-1973	3.0 Liters 2965 CC 181 CID V6	24	34-PC1500T	Yes	1
1975-1971	2.7 Liters 2670 CC 163 CID V6	24	34-PC1500T	Yes	1
<b>Daewoo Lanos</b>					
2002-1999	1.6 Liters 1588 CC 98 CID L4	86	75/86-PC1230DT		
<b>Daewoo Leganza</b>					
2002-1999	2.2 Liters 2200 CC L4	86	75/86-PC1230DT		
<b>Daewoo Nubira</b>					
2002-1999	2.0 Liters 2000 CC L4	86	75/86-PC1230DT		
<b>Daihatsu Charade</b>					
1992-1989	1.3 Liters 1295 CC L4	26R	PC1200MJT		4
1992-1988	1.0 Liters 993 CC 61 CID L3	26R	PC1200MJT		4
<b>Daihatsu Rocky</b>					
1992-1990	1.6 Liters 1589 CC L4	26	PC1200LMJT		4
<b>DeTomaso Pantera</b>					
1989-1988	5.8 Liters 351 CID V8	N/A	N/A		

Year, Make & Model	Engine, Liter & Options	BCI Group Size	ODYSSEY® Battery Model	Height Adapter	Notes
<b>Dodge 2000 GTX</b>					
1990-1989	2.0 Liters 1997 CC 122 CID L4	24	34-PC1500T	Yes	1
<b>Dodge 330</b>					
1964	7.0 Liters 426 CID V8	27	34-PC1500T	Yes	1
1964	6.3 Liters 383 CID V8	27	34-PC1500T	Yes	1
1964-1963	5.9 Liters 361 CID V8	24	34-PC1500T	Yes	1
1964-1963	5.2 Liters 318 CID V8	24	34-PC1500T	Yes	1
1964	4.5 Liters 273 CID V8	27	34-PC1500T	Yes	1
1964-1963	3.7 Liters 3687 CC 225 CID L6	24	34-PC1500T	Yes	1
1963	7.0 Liters 426 CID V8	24	34-PC1500T	Yes	1
1963	7.0 Liters 426 CID V8 Optional	27	34-PC1500T	Yes	1
1963	6.8 Liters 413 CID V8	24	34-PC1500T	Yes	1
1963	5.2 Liters 318 CID V8 Optional	27	34-PC1500T	Yes	1
<b>Dodge 400</b>					
1983	2.6 Liters 2555 CC 156 CID L4	25	25-PC1400T		
1983	2.2 Liters 135 CID L4	25	25-PC1400T		
1982	2.6 Liters 2555 CC 156 CID L4	21	PC1200LMJT		4
1982	2.6 Liters 2555 CC 156 CID L4 Optional	24	34-PC1500T	Yes	1
1982	2.2 Liters 135 CID L4 Optional	24	34-PC1500T	Yes	1
1982	2.2 Liters 135 CID L4	26	PC1200LMJT		4
<b>Dodge 440</b>					
1964-1963	5.9 Liters 361 CID V8	24	34-PC1500T	Yes	1
1964-1963	5.2 Liters 318 CID V8	24	34-PC1500T	Yes	1
1964-1963	5.2 Liters 318 CID V8 Optional	27	34-PC1500T	Yes	1
1964-1963	3.7 Liters 3687 CC 225 CID L6	24	34-PC1500T	Yes	1
1964	7.0 Liters 426 CID V8	27	34-PC1500T	Yes	1
1964	6.3 Liters 383 CID V8	27	34-PC1500T	Yes	1
1964	5.9 Liters 361 CID V8 Optional	27	34-PC1500T	Yes	1
1964	4.5 Liters 273 CID V8	27	34-PC1500T	Yes	1
1963	7.0 Liters 426 CID V8	24	34-PC1500T	Yes	1
1963	7.0 Liters 426 CID V8 Optional	27	34-PC1500T	Yes	1
1963	6.8 Liters 413 CID V8	24	34-PC1500T	Yes	1
<b>Dodge 600</b>					
1988-1987	2.5 Liters 2507 CC 153 CID L4	34	34-PC1500T		
1988-1987	2.2 Liters 135 CID L4	34	34-PC1500T		
1987-1986	2.5 Liters 2507 CC 153 CID L4 Optional	34	34-PC1500T		
1987-1985	2.2 Liters 135 CID L4 Optional	34	34-PC1500T		
1986	2.5 Liters 2507 CC 153 CID L4 ex. Turbo	26	PC1200LMJT		4
1986-1985	2.2 Liters 135 CID L4 Turbo	34	34-PC1500T		
1986-1984	2.2 Liters 135 CID L4 ex. Turbo	26	PC1200LMJT		4
1985	2.6 Liters 2555 CC 156 CID L4 Optional	34	34-PC1500T		
1985-1984	2.6 Liters 2555 CC 156 CID L4 ex. Turbo	26	PC1200LMJT		4
1984	2.6 Liters 2555 CC 156 CID L4 HBL	25	25-PC1400T		
1984-1983	2.6 Liters 2555 CC 156 CID L4 Optional	24	34-PC1500T	Yes	1
1984	2.2 Liters 135 CID L4 HBL	25	25-PC1400T		
1984-1983	2.2 Liters 135 CID L4 Optional	24	34-PC1500T	Yes	1
1983	2.6 Liters 2555 CC 156 CID L4	25	25-PC1400T		
1983	2.2 Liters 135 CID L4	25	25-PC1400T		

1. Installation requires optional height adapter. Additional cable may be required.
2. Installation requires battery to be placed on its side to dimensionally fit. Vehicle battery restraint(s) may require modification.
3. Installation requires reverse mounting orientation for correct terminal polarity
4. Vehicle battery restraint(s) may require modification.
5. Installation requires additional interbattery cables for parallel connections.
6. If vehicle as Intelligent Key option, then use 34R-PC1500T with the optional height adapter. Additional cable may be required.
7. If vehicle as Intelligent key option, then use 35-PC1400T



Year, Make & Model	Engine, Liter & Options	BCI Group Size	ODYSSEY® Battery Model	Height Adapter	Notes
<b>Dodge 880</b>					
1964	7.0 Liters 426 CID V8	27	34-PC1500T	Yes	1
1964-1963	6.3 Liters 383 CID V8	24	34-PC1500T	Yes	1
1964-1963	5.9 Liters 361 CID V8	24	34-PC1500T	Yes	1
1964-1963	5.9 Liters 361 CID V8 Optional	27	34-PC1500T	Yes	1
1964-1963	5.2 Liters 318 CID V8	24	34-PC1500T	Yes	1
1964-1963	5.2 Liters 318 CID V8 Optional	27	34-PC1500T	Yes	1
1964	4.5 Liters 273 CID V8	27	34-PC1500T	Yes	1
1963	7.0 Liters 426 CID V8	24	34-PC1500T	Yes	1
1963	7.0 Liters 426 CID V8 Optional	27	34-PC1500T	Yes	1
1963	6.8 Liters 413 CID V8	24	34-PC1500T	Yes	1
<b>Dodge A100</b>					
1970-1967	5.2 Liters 318 CID V8	24	34-PC1500T	Yes	1
1970-1967	5.2 Liters 318 CID V8 Optional	27	34-PC1500T	Yes	1
1970-1964	3.7 Liters 3687 CC 225 CID L6	24	34-PC1500T	Yes	1
1970-1964	3.7 Liters 3687 CC 225 CID L6 Optional	27	34-PC1500T	Yes	1
1970	3.2 Liters 198 CID L6	24	34-PC1500T	Yes	1
1970	3.2 Liters 198 CID L6 Optional	27	34-PC1500T	Yes	1
1969-1964	2.8 Liters 170 CID L6	24	34-PC1500T	Yes	1
1969-1964	2.8 Liters 170 CID L6 Optional	27	34-PC1500T	Yes	1
1967-1964	4.5 Liters 273 CID V8	24	34-PC1500T	Yes	1
1967-1964	4.5 Liters 273 CID V8 Optional	27	34-PC1500T	Yes	1
<b>Dodge A108 Van</b>					
1970-1967	3.7 Liters 225 CID L6	24	34-PC1500T	Yes	1
1970	3.2 Liters 198 CID L6	24	34-PC1500T	Yes	1
1969-1967	2.8 Liters 170 CID L6	24	34-PC1500T	Yes	1
<b>Dodge Aries</b>					
1989-1988	2.2 Liters 135 CID L4	34	34-PC1500T		
1989-1988	2.2 Liters 135 CID L4 Optional	34	34-PC1500T		
1989-1986	2.5 Liters 2507 CC 153 CID L4	34	34-PC1500T		
1987	2.5 Liters 2507 CC 153 CID L4 U.S.	26	PC1200LMJT		4
1987	2.5 Liters 2507 CC 153 CID L4 Optional	34	34-PC1500T		
1987	2.2 Liters 135 CID L4 U.S.	26	PC1200LMJT		4
1987	2.2 Liters 135 CID L4 Canada & Optional	34	34-PC1500T		
1986-1985	2.2 Liters 135 CID L4 Optional	34	34-PC1500T		
1986-1981	2.2 Liters 135 CID L4	26	PC1200LMJT		4
1985-1983	2.6 Liters 2555 CC 156 CID L4	26	PC1200LMJT		4
1985	2.6 Liters 2555 CC 156 CID L4 Optional	34	34-PC1500T		
1982-1981	2.6 Liters 2555 CC 156 CID L4	21	PC1200LMJT		4
1982-1981	2.6 Liters 2555 CC 156 CID L4 Optional	24	34-PC1500T	Yes	1
1982-1981	2.2 Liters 135 CID L4 Optional	24	34-PC1500T	Yes	1
<b>Dodge Aspen</b>					
1980-1979	5.9 Liters 360 CID V8	25	25-PC1400T		
1980-1976	5.2 Liters 318 CID V8	24C	N/A		
1980-1976	3.7 Liters 3687 CC 225 CID L6	24C	N/A		
1978-1976	5.9 Liters 360 CID V8	27C	N/A		
<b>Dodge Avenger</b>					
2010-2008	3.5 Liters 3497 CC 215 CID V6	86	75/86-PC1230DT		
2010-2008	2.7 Liters 2700 CC 167 CID V6	86	75/86-PC1230DT		
2010-2008	2.4 Liters 2360 CC 144 CID L4	86	75/86-PC1230DT		

Year, Make & Model	Engine, Liter & Options	BCI Group Size	ODYSSEY® Battery Model	Height Adapter	Notes
<b>Dodge Avenger (ctd)</b>					
2000-1995	2.5 Liters 2497 CC 152 CID V6	86	75/86-PC1230DT		
1999-1998	2.0 Liters 1996 CC 122 CID L4	86	75/86-PC1230DT		
1997-1995	2.0 Liters 1996 CC 122 CID L4 AT	86	75/86-PC1230DT		
1997-1995	2.0 Liters 1996 CC 122 CID L4 MT	86	75/86-PC1230DT		
<b>Dodge B100</b>					
1980-1975	5.2 Liters 318 CID V8	24	34-PC1500T	Yes	1
1980-1975	3.7 Liters 3687 CC 225 CID L6	24	34-PC1500T	Yes	1
1980-1975	3.7 Liters 3687 CC 225 CID L6 Optional	27	34-PC1500T	Yes	1
1979-1975	5.2 Liters 318 CID V8 Optional	27	34-PC1500T	Yes	1
1978-1976	5.9 Liters 360 CID V8	24	34-PC1500T	Yes	1
1978-1976	5.9 Liters 360 CID V8 Optional	27	34-PC1500T	Yes	1
<b>Dodge B100 Van</b>					
1974	7.2 Liters 440 CID V8	24	34-PC1500T	Yes	1
1974	7.2 Liters 440 CID V8 Optional	27	34-PC1500T	Yes	1
1974-1971	5.9 Liters 360 CID V8	24	34-PC1500T	Yes	1
1974-1971	5.9 Liters 360 CID V8 Optional	27	34-PC1500T	Yes	1
1974-1971	5.2 Liters 318 CID V8	24	34-PC1500T	Yes	1
1974-1971	5.2 Liters 318 CID V8 Optional	27	34-PC1500T	Yes	1
1974-1971	3.7 Liters 3687 CC 225 CID L6	24	34-PC1500T	Yes	1
1974-1971	3.7 Liters 3687 CC 225 CID L6 Optional	27	34-PC1500T	Yes	1
1971	3.7 Liters 225 CID L6	24	34-PC1500T	Yes	1
1971	3.2 Liters 198 CID L6	24	34-PC1500T	Yes	1
1971	3.2 Liters 198 CID L6 Optional	27	34-PC1500T	Yes	1
<b>Dodge B150</b>					
1994-1992	5.2 Liters 318 CID V8 ex. Cutaway	27	34-PC1500T	Yes	1
1994-1992	5.2 Liters 318 CID V8 ex. Cutaway Opt.	27	34-PC1500T	Yes	1
1994-1992	3.9 Liters 239 CID V6 ex. Cutaway	27	34-PC1500T	Yes	1
1994-1992	3.9 Liters 239 CID V6 ex. Cutaway Opt.	27	34-PC1500T	Yes	1
1994-1988	5.2 Liters 318 CID V8 T-Series Cutaway	27	34-PC1500T	Yes	1
1994-1988	3.9 Liters 239 CID V6 T-Series Cutaway	27	34-PC1500T	Yes	1
1991-1988	3.9 Liters 239 CID V6	34	34-PC1500T		
1991-1988	3.9 Liters 239 CID V6 Optional	34	34-PC1500T		
1991-1985	5.2 Liters 318 CID V8	34	34-PC1500T		
1991-1985	5.2 Liters 318 CID V8 Optional	34	34-PC1500T		
1987-1985	3.7 Liters 3687 CC 225 CID L6	34	34-PC1500T		
1987-1985	3.7 Liters 3687 CC 225 CID L6 Optional	34	34-PC1500T		
1984-1983	5.2 Liters 318 CID V8	25	25-PC1400T		
1984-1983	3.7 Liters 3687 CC 225 CID L6	25	25-PC1400T		
1982-1981	5.2 Liters 318 CID V8	24	34-PC1500T	Yes	1
1982-1981	5.2 Liters 318 CID V8 Optional	24	34-PC1500T	Yes	1
1982-1981	3.7 Liters 3687 CC 225 CID L6	24	34-PC1500T	Yes	1
<b>Dodge B1500</b>					
1998	5.9 Liters 360 CID V8	27	34-PC1500T	Yes	1
1998	5.9 Liters 360 CID V8 Optional	27	34-PC1500T	Yes	1

1. Installation requires optional height adapter. Additional cable may be required.
2. Installation requires battery to be placed on its side to dimensionally fit. Vehicle battery restraint(s) may require modification.
3. Installation requires reverse mounting orientation for correct terminal polarity
4. Vehicle battery restraint(s) may require modification.
5. Installation requires additional interbattery cables for parallel connections.
6. If vehicle as Intelligent Key option, then use 34R-PC1500T with the optional height adapter. Additional cable may be required.
7. If vehicle as Intelligent key option, then use 35-PC1400T

Year, Make & Model	Engine, Liter & Options	BCI Group Size	ODYSSEY® Battery Model	Height Adapter	Notes
<b>Dodge B1500 (ctd)</b>					
1998-1996	5.2 Liters 318 CID V8	27	34-PC1500T	Yes	1
1998-1996	5.2 Liters 318 CID V8 Optional	27	34-PC1500T	Yes	1
1998-1996	3.9 Liters 239 CID V6	27	34-PC1500T	Yes	1
1998-1996	3.9 Liters 239 CID V6 Optional	27	34-PC1500T	Yes	1
1995	5.2 Liters 318 CID V8 ex. Cutaway	27	34-PC1500T	Yes	1
1995	5.2 Liters 318 CID V8 ex. Cutaway Opt.	27	34-PC1500T	Yes	1
1995	5.2 Liters 318 CID V8 T-Series Cutaway	27	34-PC1500T	Yes	1
1995	3.9 Liters 239 CID V6 ex. Cutaway	27	34-PC1500T	Yes	1
1995	3.9 Liters 239 CID V6 ex. Cutaway Opt.	27	34-PC1500T	Yes	1
1995	3.9 Liters 239 CID V6 T-Series Cutaway	27	34-PC1500T	Yes	1

<b>Dodge B200</b>					
1980-1975	5.9 Liters 360 CID V8	24C	N/A		
1980-1975	5.2 Liters 318 CID V8	24C	N/A		
1980	3.7 Liters 3687 CC 225 CID L6	24C	N/A		
1979	3.7 Liters 225 CID L6	24	34-PC1500T	Yes	1
1978	7.2 Liters 440 CID V8	27C	N/A		
1978-1976	6.6 Liters 400 CID V8	24C	N/A		
1978-1975	3.7 Liters 3687 CC 225 CID L6	24C	N/A		
1977-1975	7.2 Liters 440 CID V8	24C	N/A		

<b>Dodge B200 Van</b>					
1974	7.2 Liters 440 CID V8	24C	N/A		
1974	6.6 Liters 400 CID V8	24C	N/A		
1974-1971	5.9 Liters 360 CID V8	24C	N/A		
1974-1971	5.2 Liters 318 CID V8	24C	N/A		
1974-1971	3.7 Liters 3687 CC 225 CID L6	24C	N/A		
1971	6.6 Liters 400 CID V8	24C	N/A		
1971	5.2 Liters 318 CID V8	24	34-PC1500T	Yes	1
1971	3.7 Liters 225 CID L6	24	34-PC1500T	Yes	1
1971	3.2 Liters 198 CID L6	24C	N/A		

<b>Dodge B250</b>					
1994-1992	5.9 Liters 360 CID V8 ex. Cutaway	27	34-PC1500T	Yes	1
1994-1992	5.9 Liters 360 CID V8 ex. Cutaway Opt.	27	34-PC1500T	Yes	1
1994-1992	5.2 Liters 318 CID V8 ex. Cutaway	27	34-PC1500T	Yes	1
1994-1992	5.2 Liters 318 CID V8 ex. Cutaway Opt.	27	34-PC1500T	Yes	1
1994-1992	3.9 Liters 239 CID V6 ex. Cutaway	27	34-PC1500T	Yes	1
1994-1992	3.9 Liters 239 CID V6 ex. Cutaway Opt.	27	34-PC1500T	Yes	1
1994-1988	5.9 Liters 360 CID V8 T-Series Cutaway	27	34-PC1500T	Yes	1
1994-1988	5.2 Liters 318 CID V8 T-Series Cutaway	27	34-PC1500T	Yes	1
1994-1988	3.9 Liters 239 CID V6 T-Series Cutaway	27	34-PC1500T	Yes	1
1991-1988	3.9 Liters 239 CID V6	34	34-PC1500T		
1991-1988	3.9 Liters 239 CID V6 Optional	34	34-PC1500T		

Year, Make & Model	Engine, Liter & Options	BCI Group Size	ODYSSEY® Battery Model	Height Adapter	Notes
<b>Dodge B250 (ctd)</b>					
1991-1985	5.9 Liters 360 CID V8	34	34-PC1500T		
1991-1985	5.2 Liters 318 CID V8	34	34-PC1500T		
1991-1985	5.2 Liters 318 CID V8 Optional	34	34-PC1500T		
1988-1985	5.9 Liters 360 CID V8 Optional	34	34-PC1500T		
1987-1985	3.7 Liters 3687 CC 225 CID L6	34	34-PC1500T		
1987-1985	3.7 Liters 3687 CC 225 CID L6 Optional	34	34-PC1500T		
1984	5.9 Liters 360 CID V8	24	34-PC1500T	Yes	1
1984	5.9 Liters 360 CID V8 Optional	24	34-PC1500T	Yes	1
1984-1983	5.2 Liters 318 CID V8	25	25-PC1400T		
1984-1983	3.7 Liters 3687 CC 225 CID L6	25	25-PC1400T		
1982-1981	5.2 Liters 318 CID V8	24	34-PC1500T	Yes	1
1982-1981	5.2 Liters 318 CID V8 Optional	24	34-PC1500T	Yes	1
1982-1981	3.7 Liters 3687 CC 225 CID L6	24	34-PC1500T	Yes	1
1981	5.9 Liters 360 CID V8	24	34-PC1500T	Yes	1
1981	5.9 Liters 360 CID V8 Optional	24	34-PC1500T	Yes	1
1981	5.9 Liters 360 CID V8 Optional	25	25-PC1400T		

<b>Dodge B2500</b>					
1998-1996	5.9 Liters 360 CID V8	27	34-PC1500T	Yes	1
1998-1996	5.9 Liters 360 CID V8 Optional	27	34-PC1500T	Yes	1
1998-1996	5.2 Liters 318 CID V8	27	34-PC1500T	Yes	1
1998-1996	5.2 Liters 318 CID V8 Optional	27	34-PC1500T	Yes	1
1997-1996	3.9 Liters 239 CID V6	27	34-PC1500T	Yes	1
1997-1996	3.9 Liters 239 CID V6 Optional	27	34-PC1500T	Yes	1
1995	5.9 Liters 360 CID V8 ex. Cutaway	27	34-PC1500T	Yes	1
1995	5.9 Liters 360 CID V8 ex. Cutaway Opt.	27	34-PC1500T	Yes	1
1995	5.9 Liters 360 CID V8 T-Series Cutaway	27	34-PC1500T	Yes	1
1995	5.2 Liters 318 CID V8 ex. Cutaway	27	34-PC1500T	Yes	1
1995	5.2 Liters 318 CID V8 ex. Cutaway Opt.	27	34-PC1500T	Yes	1
1995	5.2 Liters 318 CID V8 T-Series Cutaway	27	34-PC1500T	Yes	1
1995	3.9 Liters 239 CID V6 ex. Cutaway	27	34-PC1500T	Yes	1
1995	3.9 Liters 239 CID V6 ex. Cutaway Opt.	27	34-PC1500T	Yes	1
1995	3.9 Liters 239 CID V6 T-Series Cutaway	27	34-PC1500T	Yes	1

<b>Dodge B300</b>					
1980	3.7 Liters 225 CID L6	24	34-PC1500T	Yes	1
1980-1975	5.9 Liters 360 CID V8	24C	N/A		
1980-1975	5.2 Liters 318 CID V8	24C	N/A		
1979	5.9 Liters 360 CID V8	24	34-PC1500T	Yes	1
1979-1975	3.7 Liters 3687 CC 225 CID L6	24C	N/A		
1978	7.2 Liters 440 CID V8	27C	N/A		
1978-1976	6.6 Liters 400 CID V8	24C	N/A		
1977-1975	7.2 Liters 440 CID V8	24C	N/A		
1976	6.6 Liters 400 CID V8	24	34-PC1500T	Yes	1

<b>Dodge B300 Van</b>					
1974-1971	5.9 Liters 360 CID V8	24C	N/A		
1974-1971	5.2 Liters 318 CID V8	24C	N/A		
1974-1971	3.7 Liters 3687 CC 225 CID L6	24C	N/A		

1. Installation requires optional height adapter. Additional cable may be required.
2. Installation requires battery to be placed on its side to dimensionally fit. Vehicle battery restraint(s) may require modification.
3. Installation requires reverse mounting orientation for correct terminal polarity
4. Vehicle battery restraint(s) may require modification.
5. Installation requires additional interbattery cables for parallel connections.
6. If vehicle as Intelligent Key option, then use 34R-PC1500T with the optional height adapter. Additional cable may be required.
7. If vehicle as Intelligent key option, then use 35-PC1400T

Year, Make & Model	Engine, Liter & Options	BCI Group Size	ODYSSEY® Battery Model	Height Adapter	Notes
<b>Dodge B300 Van (ctd)</b>					
1971	5.2 Liters 318 CID V8	24	34-PC1500T	Yes	1
1971	3.7 Liters 225 CID L6	24	34-PC1500T	Yes	1
<b>Dodge B350</b>					
1994-1992	5.9 Liters 360 CID V8 ex. Cutaway	27	34-PC1500T	Yes	1
1994-1992	5.9 Liters 360 CID V8 ex. Cutaway Opt.	27	34-PC1500T	Yes	1
1994-1988	5.9 Liters 360 CID V8 T-Series Cutaway	27	34-PC1500T	Yes	1
1994-1992	5.2 Liters 318 CID V8 ex. Cutaway	27	34-PC1500T	Yes	1
1994-1992	5.2 Liters 318 CID V8 ex. Cutaway Opt.	27	34-PC1500T	Yes	1
1994-1988	5.2 Liters 318 CID V8 T-Series Cutaway	27	34-PC1500T	Yes	1
1991-1985	5.9 Liters 360 CID V8	34	34-PC1500T		
1991-1985	5.2 Liters 318 CID V8	34	34-PC1500T		
1991-1985	5.2 Liters 318 CID V8 Optional	34	34-PC1500T		
1988-1985	5.9 Liters 360 CID V8 Optional	34	34-PC1500T		
1984-1981	5.9 Liters 360 CID V8	24	34-PC1500T	Yes	1
1984-1983	5.2 Liters 318 CID V8	25	25-PC1400T		
1984-1981	5.9 Liters 360 CID V8 Optional	24	34-PC1500T	Yes	1
1982-1981	5.9 Liters 360 CID V8 Optional	25	25-PC1400T		
1982-1981	5.2 Liters 318 CID V8	24	34-PC1500T	Yes	1
1982-1981	5.2 Liters 318 CID V8 Optional	24	34-PC1500T	Yes	1
<b>Dodge B3500</b>					
1998-1996	5.9 Liters 360 CID V8	27	34-PC1500T	Yes	1
1998-1996	5.9 Liters 360 CID V8 Optional	27	34-PC1500T	Yes	1
1998-1996	5.2 Liters 318 CID V8	27	34-PC1500T	Yes	1
1998-1996	5.2 Liters 318 CID V8 Optional	27	34-PC1500T	Yes	1
1995	5.9 Liters 360 CID V8 ex. Cutaway	27	34-PC1500T	Yes	1
1995	5.9 Liters 360 CID V8 ex. Cutaway Opt.	27	34-PC1500T	Yes	1
1995	5.9 Liters 360 CID V8 T-Series Cutaway	27	34-PC1500T	Yes	1
1995	5.2 Liters 318 CID V8 ex. Cutaway	27	34-PC1500T	Yes	1
1995	5.2 Liters 318 CID V8 ex. Cutaway Opt.	27	34-PC1500T	Yes	1
1995	5.2 Liters 318 CID V8 T-Series Cutaway	27	34-PC1500T	Yes	1
<b>Dodge Caliber</b>					
2010-2007	2.4 Liters 2360 CC 144 CID L4	86	75/86-PC1230DT		
2010-2007	2.0 Liters 1998 CC 122 CID L4	86	75/86-PC1230DT		
2010-2007	1.8 Liters 1798 CC 110 CID L4	86	75/86-PC1230DT		
<b>Dodge Caravan</b>					
2007-1996	2.4 Liters 2429 CC 148 CID L4	34	34-PC1500T		
2007-1992	3.3 Liters 201 CID V6	34	34-PC1500T		
2006-2004	3.3 Liters 201 CID V6 Optional	34	34-PC1500T		
2006-2005	2.4 Liters 2429 CC 148 CID L4 Optional	34	34-PC1500T		
2003	2.4 Liters 2429 CC 148 CID L4 Optional	34	34-PC1500T		
2001	3.3 Liters 201 CID V6 Optional	34	34-PC1500T		
2000-1987	3.0 Liters 2972 CC 181 CID V6	34	34-PC1500T		

Year, Make & Model	Engine, Liter & Options	BCI Group Size	ODYSSEY® Battery Model	Height Adapter	Notes
<b>Dodge Caravan (ctd)</b>					
1999-1997	U/K Electric	34	34-PC1500T		
1999-1996	3.8 Liters 230 CID V6	34	34-PC1500T		
1999-1996	3.8 Liters 230 CID V6 Optional	34	34-PC1500T		
1999-1990	3.3 Liters 201 CID V6 Optional	34	34-PC1500T		
1999-1992	3.0 Liters 2972 CC 181 CID V6 Optional	34	34-PC1500T		
1999-1996	2.4 Liters 2429 CC 148 CID L4 Optional	34	34-PC1500T		
1995-1993	U/K Electric	34	34-PC1500T		
1995-1992	2.5 Liters 2507 CC 153 CID L4 Optional	34	34-PC1500T		
1995-1988	2.5 Liters 2507 CC 153 CID L4	34	34-PC1500T		
1990	3.3 Liters 201 CID V6	34	34-PC1500T		
1990	3.0 Liters 2972 CC 181 CID V6 Optional	34	34-PC1500T		
1990	2.5 Liters 2507 CC 153 CID L4 Optional	34	34-PC1500T		
1987	3.0 Liters 2972 CC 181 CID V6 Optional	34	34-PC1500T		
1987	2.6 Liters 2555 CC 156 CID L4	26	PC1200LMJT		4
1987-1985	2.6 Liters 2555 CC 156 CID L4 Optional	34	34-PC1500T		
1987	2.2 Liters 135 CID L4	26	PC1200LMJT		4
1987-1985	2.2 Liters 135 CID L4 Optional	34	34-PC1500T		
1986-1985	2.6 Liters 2555 CC 156 CID L4	34	34-PC1500T		
1986-1985	2.2 Liters 135 CID L4	34	34-PC1500T		
1984	2.6 Liters 2555 CC 156 CID L4	26	PC1200LMJT		4
1984	2.6 Liters 2555 CC 156 CID L4 Optional	24	34-PC1500T	Yes	1
1984	2.2 Liters 135 CID L4	26	PC1200LMJT		4
1984	2.2 Liters 135 CID L4 Optional	24	34-PC1500T	Yes	1
<b>Dodge CB300</b>					
1980-1974	5.9 Liters 360 CID V8	24C	N/A		
1980-1974	5.2 Liters 318 CID V8	24C	N/A		
1979-1978	7.2 Liters 440 CID V8	27C	N/A		
1979	5.9 Liters 360 CID V8	24	34-PC1500T	Yes	1
1979-1977	3.7 Liters 3687 CC 225 CID L6	24C	N/A		
1978-1976	6.6 Liters 400 CID V8	24C	N/A		
1977	7.2 Liters 440 CID V8	24C	N/A		
1976	6.6 Liters 400 CID V8	24	34-PC1500T	Yes	1
1975-1974	3.7 Liters 3687 CC 225 CID L6	24C	N/A		
<b>Dodge Challenger</b>					
2010-2009	5.7 Liters 345 CID V8	94R	PC1220		4
2010-2009	3.5 Liters 3497 CC 215 CID V6	94R	PC1220		4
2010-2008	6.1 Liters 6059 CC 370 CID V8	94R	PC1220		4
1983	2.6 Liters 2555 CC 156 CID L4 U.S.	25	25-PC1400T		
1983-1981	2.6 Liters 2555 CC 156 CID L4 Canada	24	34-PC1500T	Yes	1
1982-1981	2.6 Liters 2555 CC 156 CID L4 U.S.	24	34-PC1500T	Yes	1
1980-1978	2.6 Liters 2555 CC 156 CID L4	24C	N/A		
1979-1978	1.6 Liters 1597 CC 98 CID L4	24C	N/A		
1974	5.9 Liters 360 CID V8	24C	N/A		
1974-1970	5.2 Liters 318 CID V8	24C	N/A		
1973-1970	5.6 Liters 340 CID V8	24C	N/A		

1. Installation requires optional height adapter. Additional cable may be required.
2. Installation requires battery to be placed on its side to dimensionally fit. Vehicle battery restraint(s) may require modification.
3. Installation requires reverse mounting orientation for correct terminal polarity
4. Vehicle battery restraint(s) may require modification.
5. Installation requires additional interbattery cables for parallel connections.
6. If vehicle as Intelligent Key option, then use 34R-PC1500T with the optional height adapter. Additional cable may be required.
7. If vehicle as Intelligent key option, then use 35-PC1400T

Year, Make & Model	Engine, Liter & Options	BCI Group Size	ODYSSEY® Battery Model	Height Adapter	Notes
<b>Dodge Challenger (ctd)</b>					
1972-1970	3.7 Liters 3687 CC 225 CID L6	24C	N/A		
1971-1970	7.2 Liters 440 CID V8	27C	N/A		
1971-1970	7.0 Liters 426 CID V8	27C	N/A		
1971-1970	6.3 Liters 383 CID V8	24C	N/A		
1971-1970	3.2 Liters 198 CID L6	24C	N/A		
1970	7.0 Liters 426 CID V8	24C	N/A		
1970	5.6 Liters 340 CID V8	24	34-PC1500T	Yes	1
<b>Dodge Charger</b>					
2010-2008	6.1 Liters 6059 CC 370 CID V8 Police	49	PC1350		4
2010-2008	6.1 Liters 6059 CC 370 CID V8 ex. Police	94R	PC1220		4
2010-2008	5.7 Liters 345 CID V8 Police	49	PC1350		4
2010-2009	5.7 Liters 345 CID V8 ex. Police	94R	PC1220		4
2010-2008	3.5 Liters 3497 CC 215 CID V6 Police	49	PC1350		4
2010-2009	3.5 Liters 3497 CC 215 CID V6 ex. Police	94R	PC1220		4
2010-2006	2.7 Liters 2700 CC 167 CID V6	94R	PC1220		4
2010	2.7 Liters 2700 CC 167 CID V6	94R	PC1220		
2009	2.7 Liters 2700 CC 167 CID V6 ex. Police	94R	PC1220		
2008-2006	5.7 Liters 345 CID V8	94R	PC1220		
2008-2006	3.5 Liters 3497 CC 215 CID V6	94R	PC1220		4
2008-2006	2.7 Liters 2700 CC 167 CID V6	94R	PC1220		
2007-2006	6.1 Liters 6059 CC 370 CID V8	94R	PC1220		4
1987	2.2 Liters 135 CID L4 Optional	34	34-PC1500T		
1987	2.2 Liters 135 CID L4 Turbo	34	34-PC1500T		
1986-1983	2.2 Liters 135 CID L4 Canada & Optional	25	25-PC1400T		
1986-1983	2.2 Liters 135 CID L4 U.S.	26	PC1200LMJT		4
1984	2.2 Liters 135 CID L4	26	PC1200LMJT		4
1984	1.6 Liters 1595 CC 97 CID L4 Canada & Optional	25	25-PC1400T		
1978-1974	6.6 Liters 400 CID V8	27C	N/A		
1978-1975	5.9 Liters 360 CID V8	27C	N/A		
1978	5.2 Liters 318 CID V8	24	34-PC1500T	Yes	1
1978-1968	5.2 Liters 318 CID V8	24C	N/A		
1976	6.6 Liters 400 CID V8	24C	N/A		
1976	5.9 Liters 360 CID V8	24C	N/A		4
1976	3.7 Liters 3687 CC 225 CID L6	24C	N/A		
1974-1968	7.2 Liters 440 CID V8	27C	N/A		
1974-1972	6.6 Liters 400 CID V8	24C	N/A		
1974	5.9 Liters 360 CID V8	24C	N/A		
1974-1968	3.7 Liters 3687 CC 225 CID L6	24C	N/A		
1973-1971	5.6 Liters 340 CID V8	24C	N/A		
1971-1968	7.0 Liters 426 CID V8	27C	N/A		
1971-1968	6.3 Liters 383 CID V8	24C	N/A		
1970	7.2 Liters 440 CID V8	24	34-PC1500T	Yes	1
1967	7.2 Liters 440 CID V8	24	34-PC1500T	Yes	1
1967	7.0 Liters 426 CID V8	24	34-PC1500T	Yes	1
1967	6.3 Liters 383 CID V8	24	34-PC1500T	Yes	1
1967-1966	5.2 Liters 318 CID V8	24	34-PC1500T	Yes	1
1966	7.2 Liters 440 CID V8	27	34-PC1500T	Yes	1
1966	7.0 Liters 426 CID V8	27	34-PC1500T	Yes	1

Year, Make & Model	Engine, Liter & Options	BCI Group Size	ODYSSEY® Battery Model	Height Adapter	Notes
<b>Dodge Charger (ctd)</b>					
1966	6.3 Liters 383 CID V8	27	34-PC1500T	Yes	1
1966	5.9 Liters 361 CID V8	24	34-PC1500T	Yes	1
1966	4.5 Liters 273 CID V8	24C	N/A		
<b>Dodge Colt</b>					
1994-1992	2.4 Liters 2351 CC L4 Canada	24	34-PC1500T	Yes	1
1994-1992	2.4 Liters 2351 CC L4 U.S.	51	PC925LMJT		2
1994-1993	1.8 Liters 1834 CC 112 CID L4 Canada	24	34-PC1500T	Yes	1
1994-1993	1.8 Liters 1834 CC 112 CID L4 U.S.	51	PC925LMJT		2
1994-1993	1.5 Liters 1468 CC 90 CID L4 Canada	24	34-PC1500T	Yes	1
1994-1993	1.5 Liters 1468 CC 90 CID L4 U.S.	51	PC925LMJT		2
1992	1.8 Liters 1834 CC 112 CID L4	25	25-PC1400T		
1992	1.8 Liters 1834 CC 112 CID L4 U.S. & Optional	24	34-PC1500T	Yes	1
1992	1.8 Liters 1834 CC 112 CID L4 Wagon	24	34-PC1500T	Yes	1
1992	1.8 Liters 1834 CC 112 CID L4 Canada ex. Wagon	25	25-PC1400T		
1992	1.8 Liters 1834 CC 112 CID L4 U.S.	25	25-PC1400T		
1992	1.5 Liters 1468 CC 90 CID L4 Wagon	24	34-PC1500T	Yes	1
1992	1.5 Liters 1468 CC 90 CID L4 Canada ex. Wagon	25	25-PC1400T		
1992-1991	1.5 Liters 1468 CC 90 CID L4 U.S.	25	25-PC1400T		
1992-1991	1.5 Liters 1468 CC 90 CID L4 U.S. & Optional	25	25-PC1400T		
1991-1985	2.0 Liters 1997 CC 122 CID L4 Canada	25	25-PC1400T		
1991-1985	2.0 Liters 1997 CC 122 CID L4 U.S.	51	PC925LMJT		2
1991-1990	1.5 Liters 1468 CC 90 CID L4 Canada	25	25-PC1400T		
1990-1987	2.0 Liters 1997 CC 122 CID L4 Wagon	51	PC925LMJT		2
1990	1.8 Liters 1754 CC 107 CID L4 ex. Wagon	25	25-PC1400T		
1990-1989	1.8 Liters 1754 CC 107 CID L4 Wagon	51	PC925LMJT		2
1990	1.6 Liters 1597 CC 98 CID L4 Canada	25	25-PC1400T		
1990-1987	1.6 Liters 1597 CC 98 CID L4 Wagon	51	PC925LMJT		2
1990	1.5 Liters 1468 CC 90 CID L4 ex. Wagon	25	25-PC1400T		
1990-1987	1.5 Liters 1468 CC 90 CID L4 Wagon	51	PC925LMJT		2
1989	1.8 Liters 1754 CC 107 CID L4 ex. Wagon	51	PC925LMJT		2
1989	1.8 Liters 1754 CC 107 CID L4 Optional	25	25-PC1400T		
1989	1.6 Liters 1597 CC 98 CID L4 Optional	25	25-PC1400T		
1989	1.6 Liters 1597 CC 98 CID L4 ex. Wagon	51	PC925LMJT		2

1. Installation requires optional height adapter. Additional cable may be required.
2. Installation requires battery to be placed on its side to dimensionally fit. Vehicle battery restraint(s) may require modification.
3. Installation requires reverse mounting orientation for correct terminal polarity
4. Vehicle battery restraint(s) may require modification.
5. Installation requires additional interbattery cables for parallel connections.
6. If vehicle as Intelligent Key option, then use 34R-PC1500T with the optional height adapter. Additional cable may be required.
7. If vehicle as Intelligent key option, then use 35-PC1400T



Year, Make & Model	Engine, Liter & Options	BCI Group Size	ODYSSEY® Battery Model	Height Adapter	Notes
<b>Dodge Colt (ctd)</b>					
1989	1.5 Liters 1468 CC 90 CID L4 Optional	25	25-PC1400T		
1989	1.5 Liters 1468 CC 90 CID L4 ex. Wagon	51	PC925LMJT	Yes	1
1988-1987	1.6 Liters 1597 CC 98 CID L4 Canada	25	25-PC1400T		
1988-1987	1.6 Liters 1597 CC 98 CID L4 U.S.	51	PC925LMJT		2
1988-1987	1.5 Liters 1468 CC 90 CID L4 Canada	25	25-PC1400T		
1988-1987	1.5 Liters 1468 CC 90 CID L4 U.S.	51	PC925LMJT		2
1986-1985	1.5 Liters 1468 CC 90 CID L4 Canada	24	34-PC1500T	Yes	1
1986-1985	1.5 Liters 1468 CC 90 CID L4 U.S.	25	25-PC1400T		
1986-1983	1.6 Liters 1597 CC 98 CID L4 Canada	24	34-PC1500T	Yes	1
1986-1983	1.6 Liters 1597 CC 98 CID L4 U.S.	25	25-PC1400T		
1984	2.0 Liters 1995 CC 122 CID L4 Canada	25	25-PC1400T		
1984	2.0 Liters 1995 CC 122 CID L4 U.S.	51	PC925LMJT		2
1984-1983	1.4 Liters 1410 CC L4 Canada	24	34-PC1500T	Yes	1
1984-1983	1.4 Liters 1410 CC L4 U.S.	25	25-PC1400T		
1983-1982	1.6 Liters 1597 CC 98 CID L4 FWD & U.S.	24	34-PC1500T	Yes	1
1982-1981	1.6 Liters 1597 CC 98 CID L4 FWD & Canada	24	34-PC1500T	Yes	1
1982-1981	1.6 Liters 1597 CC 98 CID L4 RWD, Canada & Wagon	24	34-PC1500T	Yes	1
1982-1981	1.6 Liters 1597 CC 98 CID L4 RWD, U.S. ex. Wagon	24	34-PC1500T	Yes	1
1982-1981	1.4 Liters 1410 CC L4 FWD & Canada	24	34-PC1500T	Yes	1
1982-1981	1.4 Liters 1410 CC L4 FWD & U.S.	24	34-PC1500T	Yes	1
1982-1981	1.4 Liters 1410 CC L4 RWD, Canada & Wagon	24	34-PC1500T	Yes	1
1982-1981	1.4 Liters 1410 CC L4 RWD, U.S. ex. Wagon	24	34-PC1500T	Yes	1
1980-1979	1.4 Liters 1410 CC L4	24C	N/A		
1980-1978	2.6 Liters 2555 CC 156 CID L4	24C	N/A		
1980-1971	1.6 Liters 1597 CC 98 CID L4	24C	N/A		
1977-1974	2.0 Liters 1995 CC 122 CID L4	24C	N/A		
<b>Dodge Conquest</b>					
1986-1984	2.6 Liters 2555 CC 156 CID L4	51	PC925LMJT		2
<b>Dodge Coronet</b>					
1976-1973	7.2 Liters 440 CID V8	27C	N/A		
1976-1975	6.6 Liters 400 CID V8	27C	N/A		
1976-1975	5.9 Liters 360 CID V8	27C	N/A		
1976-1968	5.2 Liters 318 CID V8	24C	N/A		
1976-1968	3.7 Liters 3687 CC 225 CID L6	24C	N/A		
1974-1973	5.9 Liters 360 CID V8	24C	N/A		
1974-1972	6.6 Liters 400 CID V8	24C	N/A		
1973-1972	5.6 Liters 340 CID V8	24C	N/A		

Year, Make & Model	Engine, Liter & Options	BCI Group Size	ODYSSEY® Battery Model	Height Adapter	Notes
<b>Dodge Coronet (ctd)</b>					
1972	7.2 Liters 440 CID V8	24	34-PC1500T	Yes	1
1971	7.0 Liters 426 CID V8	24	34-PC1500T	Yes	1
1971	7.0 Liters 426 CID V8 Optional	27	34-PC1500T	Yes	1
1971-1968	6.3 Liters 383 CID V8	24C	N/A		
1970	7.2 Liters 440 CID V8	24	34-PC1500T	Yes	1
1970-1968	7.2 Liters 440 CID V8	27C	N/A		
1970-1966	7.0 Liters 426 CID V8	27C	N/A		
1968-1966	4.5 Liters 273 CID V8	24C	N/A		
1967	7.2 Liters 440 CID V8	27	34-PC1500T	Yes	1
1967	7.0 Liters 426 CID V8	27	34-PC1500T	Yes	1
1967-1965	6.3 Liters 383 CID V8	24	34-PC1500T	Yes	1
1967-1965	5.2 Liters 318 CID V8	24	34-PC1500T	Yes	1
1967	3.7 Liters 225 CID L6	24	34-PC1500T	Yes	1
1967-1965	3.7 Liters 3687 CC 225 CID L6	24	34-PC1500T	Yes	1
1966	7.2 Liters 440 CID V8	24	34-PC1500T	Yes	1
1966	7.2 Liters 440 CID V8 Optional	27	34-PC1500T	Yes	1
1966-1965	6.3 Liters 383 CID V8 Optional	27	34-PC1500T	Yes	1
1965	7.0 Liters 426 CID V8	27	34-PC1500T	Yes	1
1965	6.8 Liters 413 CID V8	24	34-PC1500T	Yes	1
1965	4.5 Liters 273 CID V8	24	34-PC1500T	Yes	1
1959	6.3 Liters 383 CID V8	24	34-PC1500T	Yes	1
1959-1958	5.9 Liters 361 CID V8	24	34-PC1500T	Yes	1
1959	5.3 Liters 326 CID V8	24	34-PC1500T	Yes	1
1959-1956	3.8 Liters 230 CID L6	24	34-PC1500T	Yes	1
1958	5.7 Liters 350 CID V8	24	34-PC1500T	Yes	1
1958-1957	5.3 Liters 325 CID V8	24	34-PC1500T	Yes	1
1957	5.8 Liters 354 CID V8	24	34-PC1500T	Yes	1
1956	5.2 Liters 315 CID V8	24	34-PC1500T	Yes	1
1956	4.4 Liters 270 CID V8	24	34-PC1500T	Yes	1
1955	4.4 Liters 270 CID V8	1	N/A		
1955-1949	3.8 Liters 230 CID L6	1	N/A		
1954-1953	3.9 Liters 239 CID V8	1	N/A		
<b>Dodge Custom</b>					
1965-1963	7.0 Liters 426 CID V8	24	34-PC1500T	Yes	1
1965	6.8 Liters 413 CID V8	24	34-PC1500T	Yes	1
1965-1962	6.3 Liters 383 CID V8	24	34-PC1500T	Yes	1
1965-1958	5.9 Liters 361 CID V8	24	34-PC1500T	Yes	1
1965-1962	5.2 Liters 318 CID V8	24	34-PC1500T	Yes	1
1965-1964	4.5 Liters 273 CID V8	24	34-PC1500T	Yes	1
1963-1962	6.8 Liters 413 CID V8	24	34-PC1500T	Yes	1
1959	6.3 Liters 383 CID V8	27	34-PC1500T	Yes	1
1959	5.3 Liters 326 CID V8	24	34-PC1500T	Yes	1
1958	5.7 Liters 350 CID V8	24	34-PC1500T	Yes	1
1958-1957	5.3 Liters 325 CID V8	24	34-PC1500T	Yes	1
1957	5.8 Liters 354 CID V8	24	34-PC1500T	Yes	1
1956	5.2 Liters 315 CID V8	24	34-PC1500T	Yes	1
1956	4.4 Liters 270 CID V8	24	34-PC1500T	Yes	1
1955	4.4 Liters 270 CID V8	1	N/A		
1954	3.9 Liters 239 CID V8	1	N/A		
1948-1946	3.8 Liters 230 CID L6	1	N/A		
<b>Dodge D100</b>					
1989-1988	3.9 Liters 239 CID V6	34	34-PC1500T		
1989-1988	3.9 Liters 239 CID V6 Optional	34	34-PC1500T		
1989-1986	5.2 Liters 318 CID V8	34	34-PC1500T		
1989-1986	5.2 Liters 318 CID V8 Optional	34	34-PC1500T		

1. Installation requires optional height adapter. Additional cable may be required.
2. Installation requires battery to be placed on its side to dimensionally fit. Vehicle battery restraint(s) may require modification.
3. Installation requires reverse mounting orientation for correct terminal polarity
4. Vehicle battery restraint(s) may require modification.
5. Installation requires additional interbattery cables for parallel connections.
6. If vehicle as Intelligent Key option, then use 34R-PC1500T with the optional height adapter. Additional cable may be required.
7. If vehicle as Intelligent key option, then use 35-PC1400T

Year, Make & Model	Engine, Liter & Options	BCI Group Size	ODYSSEY® Battery Model	Height Adapter	Notes
<b>Dodge D100 (ctd)</b>					
1988-1986	5.9 Liters 360 CID V8	34	34-PC1500T		
1988	5.9 Liters 360 CID V8 Optional	34	34-PC1500T		
1987-1986	3.7 Liters 3687 CC 225 CID L6	34	34-PC1500T		
1987-1986	3.7 Liters 3687 CC 225 CID L6 Optional	34	34-PC1500T		
1979	5.9 Liters 360 CID V8	24	34-PC1500T	Yes	1
1979-1975	5.2 Liters 318 CID V8	24C	N/A		
1979-1978	4.0 Liters 243 CID L6	27C	N/A		
1979-1975	3.7 Liters 3687 CC 225 CID L6	24C	N/A		
1978-1976	6.6 Liters 400 CID V8	24C	N/A		
1978	7.2 Liters 440 CID V8	27C	N/A		
1978-1975	5.9 Liters 360 CID V8	24C	N/A		
1977-1975	7.2 Liters 440 CID V8	24C	N/A		
<b>Dodge D100 Pickup</b>					
1974-1973	7.2 Liters 440 CID V8	24C	N/A		
1974-1971	6.6 Liters 400 CID V8	24C	N/A		
1974-1971	5.9 Liters 360 CID V8	24C	N/A		
1974-1968	5.2 Liters 318 CID V8	24C	N/A		
1974-1968	3.7 Liters 3687 CC 225 CID L6	24C	N/A		
1971-1970	6.3 Liters 383 CID V8	24C	N/A		
1971-1970	3.2 Liters 198 CID L6	24C	N/A		
1969	6.3 Liters 383 CID V8	27C	N/A		
1968	6.3 Liters 383 CID V8	24C	N/A		
<b>Dodge D100 Series</b>					
1967-1963	6.3 Liters 383 CID V8	24	34-PC1500T	Yes	1
1967-1960	5.2 Liters 318 CID V8	24C	N/A		
1967-1960	3.7 Liters 3687 CC 225 CID L6	24C	N/A		
1965-1961	2.8 Liters 170 CID L6	24C	N/A		
<b>Dodge D150</b>					
1993	5.9 Liters 360 CID V8	27	34-PC1500T	Yes	1
1993	5.9 Liters 360 CID V8 Optional	27	34-PC1500T	Yes	1
1993-1992	5.2 Liters 318 CID V8	27	34-PC1500T	Yes	1
1993-1992	5.2 Liters 318 CID V8 Optional	27	34-PC1500T	Yes	1
1993-1992	3.9 Liters 239 CID V6	27	34-PC1500T	Yes	1
1993-1992	3.9 Liters 239 CID V6 Optional	27	34-PC1500T	Yes	1
1991-1988	5.9 Liters 360 CID V8 Optional	34	34-PC1500T		
1991-1988	3.9 Liters 239 CID V6	34	34-PC1500T		
1991-1988	3.9 Liters 239 CID V6 Optional	34	34-PC1500T		
1991-1985	5.9 Liters 360 CID V8	34	34-PC1500T		
1991-1985	5.2 Liters 318 CID V8	34	34-PC1500T		
1991-1985	5.2 Liters 318 CID V8 Optional	34	34-PC1500T		
1987-1985	3.7 Liters 3687 CC 225 CID L6	34	34-PC1500T		
1987-1985	3.7 Liters 3687 CC 225 CID L6 Optional	34	34-PC1500T		
1984	5.9 Liters 360 CID V8	24	34-PC1500T	Yes	1
1984-1983	5.2 Liters 318 CID V8	25	25-PC1400T		
1984-1983	3.7 Liters 3687 CC 225 CID L6	25	25-PC1400T		
1982-1981	5.9 Liters 360 CID V8 Optional	25	25-PC1400T		
1982-1981	5.2 Liters 318 CID V8	24	34-PC1500T	Yes	1
1982-1981	5.2 Liters 318 CID V8 Optional	24	34-PC1500T	Yes	1
1982-1981	3.7 Liters 3687 CC 225 CID L6	24	34-PC1500T	Yes	1
1982-1980	5.9 Liters 360 CID V8	24	34-PC1500T	Yes	1
1981	5.9 Liters 360 CID V8 Optional	24	34-PC1500T	Yes	1
1980-1978	4.0 Liters 243 CID L6	27C	N/A		
1980-1977	5.9 Liters 360 CID V8	24C	N/A		

Year, Make & Model	Engine, Liter & Options	BCI Group Size	ODYSSEY® Battery Model	Height Adapter	Notes
<b>Dodge D150 (ctd)</b>					
1980-1977	5.2 Liters 318 CID V8	24C	N/A		
1980-1977	3.7 Liters 3687 CC 225 CID L6	24C	N/A		
1978	7.2 Liters 440 CID V8	24C	N/A		
1978-1977	6.6 Liters 400 CID V8	24C	N/A		
1978	3.7 Liters 3687 CC 225 CID L6	24	34-PC1500T	Yes	1
<b>Dodge D200</b>					
1980-1979	5.9 Liters 360 CID V8	24	34-PC1500T	Yes	1
1980-1975	5.9 Liters 360 CID V8	24C	N/A		
1980-1975	5.2 Liters 318 CID V8	24C	N/A		
1980	4.0 Liters 243 CID L6	27C	N/A		
1980-1975	3.7 Liters 3687 CC 225 CID L6	24C	N/A		
1978	7.2 Liters 440 CID V8	27C	N/A		
1978-1975	6.6 Liters 400 CID V8	24C	N/A		
1978	4.0 Liters 243 CID L6	27C	N/A		
1977-1975	7.2 Liters 440 CID V8	24C	N/A		
<b>Dodge D200 Pickup</b>					
1974-1973	7.2 Liters 440 CID V8	24C	N/A		
1974-1971	6.6 Liters 400 CID V8	24C	N/A		
1974	5.9 Liters 360 CID V8	24	34-PC1500T	Yes	1
1974-1971	5.9 Liters 360 CID V8	24C	N/A		
1974-1968	5.2 Liters 318 CID V8	24C	N/A		
1974-1968	3.7 Liters 3687 CC 225 CID L6	24C	N/A		
1971	6.3 Liters 383 CID V8	24	34-PC1500T	Yes	1
1970-1968	6.3 Liters 383 CID V8	24C	N/A		
<b>Dodge D200 Series</b>					
1967-1963	6.3 Liters 383 CID V8	24	34-PC1500T	Yes	1
1967-1960	5.2 Liters 318 CID V8	24C	N/A		
1967-1960	3.7 Liters 3687 CC 225 CID L6	24C	N/A		
<b>Dodge D250</b>					
1993-1992	5.9 Liters 360 CID V8	27	34-PC1500T	Yes	1
1993-1992	5.9 Liters 360 CID V8 Optional	27	34-PC1500T	Yes	1
1993-1992	5.2 Liters 318 CID V8	27	34-PC1500T	Yes	1
1993-1992	5.2 Liters 318 CID V8 Optional	27	34-PC1500T	Yes	1
1993-1992	3.9 Liters 239 CID V6	27	34-PC1500T	Yes	1
1993-1992	3.9 Liters 239 CID V6 Optional	27	34-PC1500T	Yes	1
1993-1989	5.9 Liters 359 CID L6	30H	25-PC1400T		
1991-1988	3.9 Liters 239 CID V6	34	34-PC1500T		
1991-1988	3.9 Liters 239 CID V6 Optional	34	34-PC1500T		
1991-1987	5.9 Liters 360 CID V8 Optional	34	34-PC1500T		
1991-1985	5.9 Liters 360 CID V8	34	34-PC1500T		
1991-1985	5.2 Liters 318 CID V8	34	34-PC1500T		
1991-1985	5.2 Liters 318 CID V8 Optional	34	34-PC1500T		
1987-1985	3.7 Liters 3687 CC 225 CID L6	34	34-PC1500T		
1987-1985	3.7 Liters 3687 CC 225 CID L6 Optional	34	34-PC1500T		
1984	5.9 Liters 360 CID V8	24	34-PC1500T	Yes	1
1984-1983	5.2 Liters 318 CID V8	25	25-PC1400T		
1984-1983	3.7 Liters 3687 CC 225 CID L6	25	25-PC1400T		
1982-1981	5.9 Liters 360 CID V8	24	34-PC1500T	Yes	1
1982-1981	5.9 Liters 360 CID V8 Optional	24	34-PC1500T	Yes	1
1982-1981	5.9 Liters 360 CID V8 Optional	25	25-PC1400T		
1982-1981	5.2 Liters 318 CID V8	24	34-PC1500T	Yes	1
1982-1981	5.2 Liters 318 CID V8 Optional	24	34-PC1500T	Yes	1
1982-1981	3.7 Liters 3687 CC 225 CID L6	24	34-PC1500T	Yes	1

1. Installation requires optional height adapter. Additional cable may be required.
2. Installation requires battery to be placed on its side to dimensionally fit. Vehicle battery restraint(s) may require modification.
3. Installation requires reverse mounting orientation for correct terminal polarity
4. Vehicle battery restraint(s) may require modification.
5. Installation requires additional interbattery cables for parallel connections.
6. If vehicle as Intelligent Key option, then use 34R-PC1500T with the optional height adapter. Additional cable may be required.
7. If vehicle as Intelligent key option, then use 35-PC1400T

Year, Make & Model	Engine, Liter & Options	BCI Group Size	ODYSSEY® Battery Model	Height Adapter	Notes
<b>Dodge D300</b>					
1980-1979	5.9 Liters 360 CID V8	24	34-PC1500T	Yes	1
1980-1975	5.9 Liters 360 CID V8	24C	N/A		
1980	5.2 Liters 318 CID V8	24C	N/A		
1978-1976	6.6 Liters 400 CID V8	24C	N/A		
1979	5.2 Liters 318 CID V8	24	34-PC1500T	Yes	1
1978	7.2 Liters 440 CID V8	27C	N/A		
1978-1975	5.2 Liters 318 CID V8	24C	N/A		
1978-1975	3.7 Liters 3687 CC 225 CID L6	24C	N/A		
1977-1975	7.2 Liters 440 CID V8	24C	N/A		
<b>Dodge D300 Pickup</b>					
1974-1973	7.2 Liters 440 CID V8	24C	N/A		
1974-1971	6.6 Liters 400 CID V8	24C	N/A		
1974-1971	5.9 Liters 360 CID V8	24C	N/A		
1974-1968	5.2 Liters 318 CID V8	24C	N/A		
1974-1968	3.7 Liters 3687 CC 225 CID L6	24C	N/A		
1971	6.3 Liters 383 CID V8	24	34-PC1500T	Yes	1
1970-1968	6.3 Liters 383 CID V8	24C	N/A		
<b>Dodge D300 Series</b>					
1967-1963	6.3 Liters 383 CID V8	24	34-PC1500T	Yes	1
1967-1960	5.2 Liters 318 CID V8	24C	N/A		
1967-1960	3.7 Liters 3687 CC 225 CID L6	24C	N/A		
<b>Dodge D350</b>					
1993-1992	5.9 Liters 360 CID V8	27	34-PC1500T	Yes	1
1993-1992	5.9 Liters 360 CID V8 Optional	27	34-PC1500T	Yes	1
1993-1989	5.9 Liters 359 CID L6	30H	25-PC1400T		
1991-1988	5.9 Liters 360 CID V8 Optional	34	34-PC1500T		
1991-1985	5.9 Liters 360 CID V8	34	34-PC1500T		
1984-1981	5.9 Liters 360 CID V8	24	34-PC1500T	Yes	1
1983	5.2 Liters 318 CID V8	25	25-PC1400T		
1982-1981	5.9 Liters 360 CID V8 Optional	24	34-PC1500T	Yes	1
1982-1981	5.9 Liters 360 CID V8 Optional	25	25-PC1400T		
1982-1981	5.2 Liters 318 CID V8	24	34-PC1500T	Yes	1
1982-1981	5.2 Liters 318 CID V8 Optional	24	34-PC1500T	Yes	1
<b>Dodge D400</b>					
1981	5.9 Liters 360 CID V8 Optional	24	34-PC1500T	Yes	1
1981	5.9 Liters 360 CID V8 Optional	25	25-PC1400T		
1981	5.9 Liters 360 CID V8	24	34-PC1500T		
1980-1978	5.9 Liters 360 CID V8	24C	N/A		
1978	7.2 Liters 440 CID V8	27C	N/A		
<b>Dodge D450</b>					
1981	5.9 Liters 360 CID V8	24	34-PC1500T	Yes	1
1981	5.9 Liters 360 CID V8 Optional	24	34-PC1500T	Yes	1
1981	5.9 Liters 360 CID V8 Optional	25	25-PC1400T		
1980-1978	5.9 Liters 360 CID V8	24C	N/A		
1978	7.2 Liters 440 CID V8	27C	N/A		
<b>Dodge D50</b>					
1982-1981	2.6 Liters 2555 CC 156 CID L4	24	34-PC1500T	Yes	1
1982-1981	2.0 Liters 1997 CC 122 CID L4	24	34-PC1500T	Yes	1
1980-1979	2.6 Liters 2555 CC 156 CID L4	24C	N/A		
1980-1979	2.0 Liters 1995 CC 122 CID L4	24C	N/A		
<b>Dodge D500</b>					
1957	5.3 Liters 325 CID V8	24	34-PC1500T	Yes	1
<b>Dodge D501</b>					
1957	5.8 Liters 354 CID V8	24	34-PC1500T	Yes	1

Year, Make & Model	Engine, Liter & Options	BCI Group Size	ODYSSEY® Battery Model	Height Adapter	Notes
<b>Dodge Dakota</b>					
2010-2009	4.7 Liters 285 CID V8 Optional	65	65-PC1750T		
2010-2006	4.7 Liters 285 CID V8	65	65-PC1750T		
2010-2006	3.7 Liters 226 CID V6	65	65-PC1750T		
2010-2009	3.7 Liters 226 CID V6 Optional	65	65-PC1750T		
2006	4.7 Liters 285 CID V8 Optional	65	65-PC1750T		
2006	3.7 Liters 226 CID V6 Optional	65	65-PC1750T		
2005-2004	3.7 Liters 226 CID V6	27	34-PC1500T	Yes	1
2005-2002	4.7 Liters 285 CID V8	27	34-PC1500T	Yes	1
2004-2002	4.7 Liters 285 CID V8 Optional	27	34-PC1500T	Yes	1
2003-1998	5.9 Liters 360 CID V8	27	34-PC1500T	Yes	1
2003-1998	5.9 Liters 360 CID V8 Optional	27	34-PC1500T	Yes	1
2003-1992	3.9 Liters 239 CID V6	27	34-PC1500T	Yes	1
2003-1992	3.9 Liters 239 CID V6 Optional	27	34-PC1500T	Yes	1
2002-1992	2.5 Liters 2507 CC 153 CID L4	27	34-PC1500T	Yes	1
1999-1992	5.2 Liters 318 CID V8	27	34-PC1500T	Yes	1
1999-1992	5.2 Liters 318 CID V8 Optional	27	34-PC1500T	Yes	1
1991-1989	5.2 Liters 318 CID V8	34	34-PC1500T		
1991-1989	5.2 Liters 318 CID V8 Optional	34	34-PC1500T		
1991-1989	2.5 Liters 2507 CC 153 CID L4	34	34-PC1500T		
1999-1992	2.5 Liters 2507 CC 153 CID L4 Optional	27	34-PC1500T	Yes	1
1991-1989	2.5 Liters 2507 CC 153 CID L4 Optional	34	34-PC1500T		
1991-1988	3.9 Liters 239 CID V6 Optional	34	34-PC1500T		
1991-1987	3.9 Liters 239 CID V6	34	34-PC1500T		
1988-1987	2.2 Liters 135 CID L4 Optional	34	34-PC1500T		
1988	2.2 Liters 135 CID L4 Canada	34	34-PC1500T		
1988	2.2 Liters 135 CID L4 U.S.	34	34-PC1500T		
1987	2.2 Liters 135 CID L4	26	PC1200LMJT		4
<b>Dodge Dart</b>					
1976	5.9 Liters 360 CID V8	24C	N/A		
1976-1975	5.9 Liters 360 CID V8	27C	N/A		
1976-1968	5.2 Liters 318 CID V8	24C	N/A		
1976-1966	3.7 Liters 3687 CC 225 CID L6	24C	N/A		
1974	5.9 Liters 360 CID V8	24C	N/A		
1974-1970	3.2 Liters 198 CID L6	24C	N/A		
1973-1968	5.6 Liters 340 CID V8	24C	N/A		
1971	5.6 Liters 340 CID V8	24	34-PC1500T	Yes	1
1969-1968	6.3 Liters 383 CID V8	24C	N/A		
1969-1966	4.5 Liters 273 CID V8	24C	N/A		
1969-1966	2.8 Liters 170 CID L6	24C	N/A		
1967-1960	6.3 Liters 383 CID V8	24	34-PC1500T	Yes	1
1967	5.2 Liters 318 CID V8	24	34-PC1500T	Yes	1
1965	6.8 Liters 413 CID V8	24	34-PC1500T	Yes	1
1965-1964	4.5 Liters 273 CID V8	24	34-PC1500T	Yes	1
1965-1961	2.8 Liters 170 CID L6	24	34-PC1500T	Yes	1
1965-1960	3.7 Liters 3687 CC 225 CID L6	24	34-PC1500T	Yes	1
1963-1961	6.8 Liters 413 CID V8	24	34-PC1500T	Yes	1
1963-1960	5.2 Liters 318 CID V8	24C	N/A		
1962-1960	5.9 Liters 361 CID V8	24	34-PC1500T	Yes	1
<b>Dodge Daytona</b>					
1993-1992	2.5 Liters 2507 CC 153 CID L4	34	34-PC1500T		
1993-1992	2.2 Liters 135 CID L4	34	34-PC1500T		
1993-1990	3.0 Liters 2972 CC 181 CID V6	34	34-PC1500T		

1. Installation requires optional height adapter. Additional cable may be required.
2. Installation requires battery to be placed on its side to dimensionally fit. Vehicle battery restraint(s) may require modification.
3. Installation requires reverse mounting orientation for correct terminal polarity
4. Vehicle battery restraint(s) may require modification.
5. Installation requires additional interbattery cables for parallel connections.
6. If vehicle as Intelligent Key option, then use 34R-PC1500T with the optional height adapter. Additional cable may be required.
7. If vehicle as Intelligent key option, then use 35-PC1400T

Year, Make & Model	Engine, Liter & Options	BCI Group Size	ODYSSEY® Battery Model	Height Adapter	Notes
<b>Dodge Daytona (ctd)</b>					
1991	2.5 Liters 2507 CC 153 CID L4 ex. Turbo	34	34-PC1500T		
1991	2.5 Liters 2507 CC 153 CID L4 Turbo	34	34-PC1500T		
1990-1986	2.5 Liters 2507 CC 153 CID L4	34	34-PC1500T		
1990-1985	2.2 Liters 135 CID L4	34	34-PC1500T		
1987-1986	2.5 Liters 2507 CC 153 CID L4 Optional	34	34-PC1500T		
1987-1985	2.2 Liters 135 CID L4 Optional	34	34-PC1500T		
1984	2.2 Liters 135 CID L4 Canada & Optional	24	34-PC1500T	Yes	1
1984	2.2 Liters 135 CID L4	25	25-PC1400T		
<b>Dodge Deluxe</b>					
1948-1946	3.8 Liters 230 CID L6	1	N/A		
<b>Dodge Diplomat</b>					
1989-1985	5.2 Liters 318 CID V8	34	34-PC1500T		
1989-1985	5.2 Liters 318 CID V8 Optional	34	34-PC1500T		
1984-1981	5.2 Liters 318 CID V8 Optional	24	34-PC1500T	Yes	1
1984-1981	5.2 Liters 318 CID V8	25	25-PC1400T		
1983-1981	3.7 Liters 3687 CC 225 CID L6 Optional	24	34-PC1500T	Yes	1
1983-1980	3.7 Liters 3687 CC 225 CID L6	25	25-PC1400T		
1980-1977	5.2 Liters 318 CID V8	24C	N/A		
1979	5.9 Liters 360 CID V8	25	25-PC1400T		
1978	5.9 Liters 360 CID V8	27C	N/A		
1979-1978	3.7 Liters 3687 CC 225 CID L6	24C	N/A		
<b>Dodge Durango</b>					
2009-2004	5.7 Liters 345 CID V8	65	65-PC1750T		
2009-2004	4.7 Liters 285 CID V8	65	65-PC1750T		
2009-2004	3.7 Liters 226 CID V6	65	65-PC1750T		
2006	5.7 Liters 345 CID V8 Optional	65	65-PC1750T		
2006	4.7 Liters 285 CID V8 Optional	65	65-PC1750T		
2006-2004	3.7 Liters 226 CID V6 Optional	65	65-PC1750T		
2003-2002	4.7 Liters 285 CID V8	27	34-PC1500T	Yes	1
2003-2002	4.7 Liters 285 CID V8 Optional	27	34-PC1500T	Yes	1
2003-1998	5.9 Liters 360 CID V8	27	34-PC1500T	Yes	1
2003-1998	5.9 Liters 360 CID V8 Optional	27	34-PC1500T	Yes	1
2001-2000	4.7 Liters 287 CID V8	27	34-PC1500T	Yes	1
2001-2000	4.7 Liters 287 CID V8 Optional	27	34-PC1500T	Yes	1
2000-1998	5.2 Liters 318 CID V8	27	34-PC1500T	Yes	1
2000-1998	5.2 Liters 318 CID V8 Optional	27	34-PC1500T	Yes	1
1999-1998	3.9 Liters 239 CID V6	27	34-PC1500T	Yes	1
1999-1998	3.9 Liters 239 CID V6 Optional	27	34-PC1500T	Yes	1
<b>Dodge Dynasty</b>					
1993-1990	3.3 Liters 201 CID V6	34	34-PC1500T		
1993-1988	3.0 Liters 2972 CC 181 CID V6	34	34-PC1500T		
1993-1988	2.5 Liters 2507 CC 153 CID L4	34	34-PC1500T		
<b>Dodge Grand Caravan</b>					
2010-2009	3.8 Liters 3778 CC 231 CID V6	34	34-PC1500T		
2010-2008	4.0 Liters 3952 CC 241 CID V6	34	34-PC1500T		
2010-1992	3.3 Liters 201 CID V6	34	34-PC1500T		
2008-1994	3.8 Liters 230 CID V6	34	34-PC1500T		
2006-2004	3.8 Liters 230 CID V6 Optional	34	34-PC1500T		
2006-2003	3.3 Liters 201 CID V6 Optional	34	34-PC1500T		
2001	3.3 Liters 201 CID V6 Optional	34	34-PC1500T		

Year, Make & Model	Engine, Liter & Options	BCI Group Size	ODYSSEY® Battery Model	Height Adapter	Notes
<b>Dodge Grand Caravan (ctd)</b>					
2000-1992	3.0 Liters 2972 CC 181 CID V6	34	34-PC1500T		
1999-1994	3.8 Liters 230 CID V6 Optional	34	34-PC1500T		
1999-1991	3.3 Liters 201 CID V6 Optional	34	34-PC1500T		
1999-1992	3.0 Liters 2972 CC 181 CID V6 Optional	34	34-PC1500T		
1997-1996	2.4 Liters 2429 CC 148 CID L4	34	34-PC1500T		
1997-1996	2.4 Liters 2429 CC 148 CID L4 Optional	34	34-PC1500T		
1992	3.0 Liters 181 CID V6	34	34-PC1500T		
1992	3.0 Liters 181 CID V6 Optional	34	34-PC1500T		
1990	3.3 Liters 201 CID V6	34	34-PC1500T		
1989-1988	3.0 Liters 2972 CC 181 CID V6	34	34-PC1500T		
1988	2.5 Liters 2507 CC 153 CID L4	34	34-PC1500T		
<b>Dodge Intrepid</b>					
2004-2000	3.5 Liters 3497 CC 215 CID V6	34	34-PC1500T		
2004-1998	2.7 Liters 2700 CC 167 CID V6	34	34-PC1500T		
2001-1998	3.2 Liters 3200 CC 197 CID V6	34	34-PC1500T		
1997-1993	3.5 Liters 3497 CC 215 CID V6	34	34-PC1500T		
1997-1993	3.3 Liters 201 CID V6	34	34-PC1500T		
<b>Dodge Journey</b>					
2010-2009	3.5 Liters 3497 CC 215 CID V6	86	75/86-PC1230DT		
2010-2009	2.4 Liters 2360 CC 144 CID L4	86	75/86-PC1230DT		
<b>Dodge Lancer</b>					
1989-1988	2.2 Liters 135 CID L4	34	34-PC1500T		
1989-1986	2.5 Liters 2507 CC 153 CID L4	34	34-PC1500T		
1986-1985	2.2 Liters 135 CID L4	26	PC1200LMJT		4
1986-1985	2.2 Liters 135 CID L4 Optional	34	34-PC1500T		
1962-1961	6.8 Liters 413 CID V8	24	34-PC1500T	Yes	1
1962-1961	3.7 Liters 3687 CC 225 CID L6	24	34-PC1500T	Yes	1
1962-1961	2.8 Liters 170 CID L6	24	34-PC1500T	Yes	1
1987	2.5 Liters 2507 CC 153 CID L4 Optional	34	34-PC1500T		
1987	2.2 Liters 135 CID L4 U.S.	26	PC1200LMJT		4
1987	2.2 Liters 135 CID L4 Canada & Optional	34	34-PC1500T		
<b>Dodge M300</b>					
1974	7.2 Liters 440 CID V8	27	34-PC1500T	Yes	1
1974	5.2 Liters 318 CID V8	27	34-PC1500T	Yes	1
1968	4.1 Liters 250 CID L6	27	34-PC1500T	Yes	1
<b>Dodge M350</b>					
1974	7.2 Liters 440 CID V8	27	34-PC1500T	Yes	1
1974	5.2 Liters 318 CID V8	27	34-PC1500T	Yes	1
<b>Dodge Magnum</b>					
2008-2006	6.1 Liters 6059 CC 370 CID V8	94R	PC1220		4
2008-2005	5.7 Liters 345 CID V8	94R	PC1220		4
2008-2005	3.5 Liters 3497 CC 215 CID V6	94R	PC1220		4
2008-2005	2.7 Liters 2700 CC 167 CID V6	94R	PC1220		4
1979-1978	5.9 Liters 360 CID V8	27C	N/A		
1979-1978	5.2 Liters 318 CID V8	24C	N/A		
1978	6.6 Liters 400 CID V8	27C	N/A		
<b>Dodge Matador</b>					
1960	6.3 Liters 383 CID V8	24	34-PC1500T	Yes	1
1960	5.9 Liters 361 CID V8	24	34-PC1500T	Yes	1
1960	5.2 Liters 318 CID V8	24	34-PC1500T	Yes	1

1. Installation requires optional height adapter. Additional cable may be required.
2. Installation requires battery to be placed on its side to dimensionally fit. Vehicle battery restraint(s) may require modification.
3. Installation requires reverse mounting orientation for correct terminal polarity
4. Vehicle battery restraint(s) may require modification.
5. Installation requires additional interbattery cables for parallel connections.
6. If vehicle as Intelligent Key option, then use 34R-PC1500T with the optional height adapter. Additional cable may be required.
7. If vehicle as Intelligent key option, then use 35-PC1400T



Year, Make & Model	Engine, Liter & Options	BCI Group Size	ODYSSEY® Battery Model	Height Adapter	Notes
<b>Dodge Meadowbrook</b>					
1954-1953	3.9 Liters 239 CID V8	1	N/A		
1954-1949	3.8 Liters 230 CID L6	1	N/A		
<b>Dodge Mini Ram</b>					
1988-1987	3.0 Liters 2972 CC 181 CID V6	34	34-PC1500T		
1988	2.5 Liters 2507 CC 153 CID L4	34	34-PC1500T		
1987	3.0 Liters 2972 CC 181 CID V6 Optional	34	34-PC1500T		
1987	2.6 Liters 2555 CC 156 CID L4	26	PC1200LMJT		4
1987-1985	2.6 Liters 2555 CC 156 CID L4 Optional	34	34-PC1500T		
1987	2.5 Liters 2507 CC 153 CID L4	26	PC1200LMJT		4
1987	2.5 Liters 2507 CC 153 CID L4 Optional	34	34-PC1500T		
1987	2.2 Liters 135 CID L4	26	PC1200LMJT		4
1987-1985	2.2 Liters 135 CID L4 Optional	34	34-PC1500T		
1986-1985	2.6 Liters 2555 CC 156 CID L4	34	34-PC1500T		
1986-1985	2.2 Liters 135 CID L4	34	34-PC1500T		
1984	2.6 Liters 2555 CC 156 CID L4 Optional	24	34-PC1500T	Yes	1
1984	2.6 Liters 2555 CC 156 CID L4	26	PC1200LMJT		4
1984	2.2 Liters 135 CID L4 Optional	24	34-PC1500T	Yes	1
1984	2.2 Liters 135 CID L4	26	PC1200LMJT		4
<b>Dodge Mirada</b>					
1983-1981	5.2 Liters 318 CID V8 Optional	24	34-PC1500T	Yes	1
1983-1981	5.2 Liters 318 CID V8	25	25-PC1400T		
1983-1981	3.7 Liters 3687 CC 225 CID L6 Optional	24	34-PC1500T	Yes	1
1983-1981	3.7 Liters 3687 CC 225 CID L6	25	25-PC1400T		
1980	5.9 Liters 360 CID V8	24C	N/A		
1980	5.2 Liters 318 CID V8	24C	N/A		
1980	3.7 Liters 3687 CC 225 CID L6	24C	N/A		
<b>Dodge Monaco</b>					
1992-1990	3.0 Liters 2972 CC 181 CID V6	34	34-PC1500T		
1978-1977	3.7 Liters 3687 CC 225 CID L6	24C	N/A		
1978-1975	6.6 Liters 400 CID V8	27C	N/A		
1978-1975	5.9 Liters 360 CID V8	27C	N/A		
1978-1975	5.2 Liters 318 CID V8	24C	N/A		
1978-1966	7.2 Liters 440 CID V8	27C	N/A		
1974-1972	6.6 Liters 400 CID V8	24C	N/A		
1974-1971	5.9 Liters 360 CID V8	24C	N/A		
1971-1968	6.3 Liters 383 CID V8	24C	N/A		
1970-1968	5.2 Liters 318 CID V8	24C	N/A		
1967-1965	6.3 Liters 383 CID V8	24	34-PC1500T	Yes	1
1966-1965	7.0 Liters 426 CID V8	24C	N/A		
1965	6.8 Liters 413 CID V8	24	34-PC1500T	Yes	1
<b>Dodge Neon</b>					
2005-2003	2.4 Liters 2429 CC 148 CID L4 Turbo	26R	PC1200MJT		4
2005-2000	2.0 Liters 1996 CC 122 CID L4	26R	PC1200MJT		4
1999-1995	2.0 Liters 1996 CC 122 CID L4	58	PC1200LMJT		4
1995	2.0 Liters 1997 CC 122 CID L4	58	PC1200LMJT		4
<b>Dodge Nitro</b>					
2010-2008	4.0 Liters 3952 CC 241 CID V6	34	34-PC1500T		
2010-2007	3.7 Liters 226 CID V6	34	34-PC1500T		

Year, Make & Model	Engine, Liter & Options	BCI Group Size	ODYSSEY® Battery Model	Height Adapter	Notes
<b>Dodge Omni</b>					
1990-1988	2.2 Liters 135 CID L4	34	34-PC1500T		
1987	2.2 Liters 135 CID L4 U.S. ex. Turbo	26	PC1200LMJT		4
1987-1983	2.2 Liters 135 CID L4 Canada & Optional	25	25-PC1400T		
1986-1983	2.2 Liters 135 CID L4 U.S.	26	PC1200LMJT		4
1986-1983	1.6 Liters 1595 CC 97 CID L4 Canada & Optional	25	25-PC1400T		
1986-1983	1.6 Liters 1595 CC 97 CID L4 U.S.	26	PC1200LMJT		4
1983	1.7 Liters 105 CID L4 Canada & Optional	25	25-PC1400T		
1983	1.7 Liters 105 CID L4 U.S.	26	PC1200LMJT		4
1982-1981	2.2 Liters 135 CID L4 Optional	25	25-PC1400T		
1982-1981	2.2 Liters 135 CID L4	26	PC1200LMJT		4
1982-1981	1.7 Liters 105 CID L4 Optional	25	25-PC1400T		
1982-1980	1.7 Liters 105 CID L4	26	PC1200LMJT		4
1979-1978	1.7 Liters 105 CID L4	21	PC1200LMJT		4
<b>Dodge P100</b>					
1968	3.7 Liters 3687 CC 225 CID L6	24C	N/A		
<b>Dodge P200</b>					
1972-1970	5.9 Liters 360 CID V8	24C	N/A		
1972-1968	3.7 Liters 3687 CC 225 CID L6	24C	N/A		
<b>Dodge P300</b>					
1972-1971	5.9 Liters 360 CID V8	24C	N/A		
1972-1968	3.7 Liters 3687 CC 225 CID L6	24C	N/A		
<b>Dodge P375</b>					
1968	5.9 Liters 360 CID V8	24C	N/A		
<b>Dodge Polara</b>					
1973-1972	6.6 Liters 400 CID V8	24C	N/A		
1973-1971	5.9 Liters 360 CID V8	24C	N/A		
1973-1966	7.2 Liters 440 CID V8	27C	N/A		
1973-1966	5.2 Liters 318 CID V8	24C	N/A		
1971-1970	3.7 Liters 3687 CC 225 CID L6	24C	N/A		
1971-1968	6.3 Liters 383 CID V8	24C	N/A		
1967-1966	7.0 Liters 426 CID V8	24C	N/A		
1967-1966	4.5 Liters 273 CID V8	24C	N/A		
1967-1960	6.3 Liters 383 CID V8	24	34-PC1500T	Yes	1
1965-1964	4.5 Liters 273 CID V8	24	34-PC1500T	Yes	1
1965-1963	7.0 Liters 426 CID V8	24	34-PC1500T	Yes	1
1965	6.8 Liters 413 CID V8	24	34-PC1500T	Yes	1
1965-1960	5.2 Liters 318 CID V8	24	34-PC1500T	Yes	1
1964-1963	3.7 Liters 3687 CC 225 CID L6	24	34-PC1500T	Yes	1
1964-1963	2.8 Liters 170 CID L6	24	34-PC1500T	Yes	1
1964-1960	5.9 Liters 361 CID V8	24	34-PC1500T	Yes	1
1963-1961	6.8 Liters 413 CID V8	24	34-PC1500T	Yes	1
<b>Dodge Power Ram 50</b>					
1985-1983	2.3 Liters 2346 CC L4	27	34-PC1500T	Yes	1
1986	2.6 Liters 2555 CC 156 CID L4	25	25-PC1400T		
1985	2.6 Liters 2555 CC 156 CID L4 Canada	24	34-PC1500T	Yes	1
1985	2.6 Liters 2555 CC 156 CID L4 U.S.	25	25-PC1400T		
1984-1983	2.6 Liters 2555 CC L4 Canada	24	34-PC1500T	Yes	1
1984-1983	2.6 Liters 2555 CC L4 U.S.	25	25-PC1400T		

1. Installation requires optional height adapter. Additional cable may be required.
2. Installation requires battery to be placed on its side to dimensionally fit. Vehicle battery restraint(s) may require modification.
3. Installation requires reverse mounting orientation for correct terminal polarity
4. Vehicle battery restraint(s) may require modification.
5. Installation requires additional interbattery cables for parallel connections.
6. If vehicle as Intelligent Key option, then use 34R-PC1500T with the optional height adapter. Additional cable may be required.
7. If vehicle as Intelligent key option, then use 35-PC1400T

Year, Make & Model	Engine, Liter & Options	BCI Group Size	ODYSSEY® Battery Model	Height Adapter	Notes
<b>Dodge Power Ram 50 (ctd)</b>					
1984	2.0 Liters 1995 CC L4 Canada	24	34-PC1500T	Yes	1
1984	2.0 Liters 1995 CC L4 U.S.	25	25-PC1400T		
1983	2.0 Liters 1997 CC L4 U.S.	25	25-PC1400T	Yes	1
1983	2.0 Liters 1997 CC L4 Canada	24	34-PC1500T		
<b>Dodge Raider</b>					
1989	3.0 Liters 2972 CC 181 CID V6	24	34-PC1500T	Yes	1
1989	3.0 Liters 2972 CC 181 CID V6 Optional	24	34-PC1500T	Yes	1
1989	2.6 Liters 2555 CC 156 CID L4	51	PC925LMJT		2
1988-1987	2.6 Liters 2555 CC 156 CID L4	25	25-PC1400T		
<b>Dodge Ram 1500</b>					
2010-2009	5.7 Liters 345 CID V8	94R	PC1220		4
2010-2009	4.7 Liters 285 CID V8	94R	PC1220		4
2010-2009	3.7 Liters 226 CID V6	94R	PC1220		4
2009	5.7 Liters 345 CID V8 Optional	94R	PC1220		4
2008-2004	5.7 Liters 345 CID V8 Optional	65	65-PC1750T		
2008-2003	5.7 Liters 345 CID V8	65	65-PC1750T		
2008-2005	4.7 Liters 285 CID V8	65	65-PC1750T		
2008	3.7 Liters 226 CID V6	65	65-PC1750T		
2006	8.3 Liters 8275 CC 505 CID V10 Optional	65	65-PC1750T		
2006-2005	4.7 Liters 285 CID V8 Optional	65	65-PC1750T		
2006-2005	3.7 Liters 226 CID V6	65	65-PC1750T		
2006-2005	3.7 Liters 226 CID V6 Optional	65	65-PC1750T		
2006-2004	8.3 Liters 8275 CC 505 CID V10	65	65-PC1750T		
2004-2003	4.7 Liters 287 CID V8 Optional	65	65-PC1750T		
2004-2003	3.7 Liters 225 CID V6 Optional	65	65-PC1750T		
2004-2002	4.7 Liters 287 CID V8	65	65-PC1750T		
2004-2002	3.7 Liters 225 CID V6	65	65-PC1750T		
2003-2002	5.9 Liters 360 CID V8	65	65-PC1750T		
2003-1994	5.9 Liters 360 CID V8	27	34-PC1500T	Yes	1
2003	5.9 Liters 360 CID V8 Optional	27	34-PC1500T	Yes	1
2003	5.9 Liters 360 CID V8 Optional	65	65-PC1750T		
2003-1994	5.2 Liters 318 CID V8	27	34-PC1500T	Yes	1
2003	5.2 Liters 318 CID V8 Optional	27	34-PC1500T	Yes	1
2003-1994	3.9 Liters 239 CID V6	27	34-PC1500T	Yes	1
2003	3.9 Liters 239 CID V6 Optional	27	34-PC1500T	Yes	1
2001-1994	5.9 Liters 360 CID V8 Optional	27	34-PC1500T	Yes	1
2001-1994	5.2 Liters 318 CID V8 Optional	27	34-PC1500T	Yes	1
2001-1994	3.9 Liters 239 CID V6 Optional	27	34-PC1500T	Yes	1
<b>Dodge Ram 2500</b>					
2010	6.7 Liters 408 CID L6 Diesel	94R	PC1220		4
2010	5.9 Liters 359 CID L6 Diesel	94R	PC1220		4
2010-2009	5.7 Liters 345 CID V8	94R	PC1220		4
2009-2008	6.7 Liters 408 CID L6 Diesel	65	65-PC1750T		
2009-2008	5.9 Liters 359 CID L6 Diesel	65	65-PC1750T		
2009-2004	5.7 Liters 345 CID V8 Optional	65	65-PC1750T		
2008-2003	5.7 Liters 345 CID V8	65	65-PC1750T		
2007	5.9 Liters 359 CID L6	65	65-PC1750T		
2006-2002	5.9 Liters 359 CID L6 Diesel	65	65-PC1750T		
2003-2002	8.0 Liters 7990 CC 488 CID V10	65	65-PC1750T		
2003-1994	5.9 Liters 360 CID V8	27	34-PC1500T	Yes	1
2003	5.9 Liters 360 CID V8 Optional	27	34-PC1500T	Yes	1
2003-1999	5.2 Liters 318 CID V8	27	34-PC1500T	Yes	1
2003	5.2 Liters 318 CID V8 Optional	27	34-PC1500T	Yes	1

Year, Make & Model	Engine, Liter & Options	BCI Group Size	ODYSSEY® Battery Model	Height Adapter	Notes
<b>Dodge Ram 2500 (ctd)</b>					
2002	5.9 Liters 360 CID V8	65	65-PC1750T		
2002	5.9 Liters 359 CID L6	65	65-PC1750T		
2001-1999	5.2 Liters 318 CID V8 Optional	27	34-PC1500T	Yes	1
2001-1994	8.0 Liters 7990 CC 488 CID V10	27	34-PC1500T	Yes	1
2001-1994	5.9 Liters 360 CID V8 Optional	27	34-PC1500T	Yes	1
2001-1994	5.9 Liters 359 CID L6 Diesel	27	34-PC1500T	Yes	1
1996-1994	5.2 Liters 318 CID V8	27	34-PC1500T	Yes	1
1996-1994	5.2 Liters 318 CID V8 Optional	27	34-PC1500T	Yes	1
<b>Dodge Ram 3500</b>					
2010	6.7 Liters 408 CID L6 Diesel	94R	PC1220		4
2010	5.9 Liters 359 CID L6 Diesel	94R	PC1220		4
2010-2009	5.7 Liters 345 CID V8	94R	PC1220		4
2009-2008	6.7 Liters 408 CID L6 Diesel	65	65-PC1750T		
2009-2008	5.9 Liters 359 CID L6 Diesel	65	65-PC1750T		
2009	5.7 Liters 345 CID V8 Optional	65	65-PC1750T		
2008	5.7 Liters 345 CID V8 Mexico Built	65	65-PC1750T		
2008	5.7 Liters 345 CID V8 Mexico Built, Optional	65	65-PC1750T		
2008	5.7 Liters 345 CID V8 US Built	94R	PC1220		4
2008	5.7 Liters 345 CID V8 US Built, Optional	65	65-PC1750T		
2007	6.7 Liters 408 CID L6	65	65-PC1750T		
2007	5.9 Liters 359 CID L6	65	65-PC1750T		
2007-2004	5.7 Liters 345 CID V8 Optional	65	65-PC1750T		
2007-2003	5.7 Liters 345 CID V8	65	65-PC1750T		
2006-2002	5.9 Liters 359 CID L6 Diesel	65	65-PC1750T		
2003-2002	8.0 Liters 7990 CC 488 CID V10	65	65-PC1750T		
2003-1994	5.9 Liters 360 CID V8	27	34-PC1500T	Yes	1
2003	5.9 Liters 360 CID V8 Optional	27	34-PC1500T	Yes	1
2003-1999	5.2 Liters 318 CID V8	27	34-PC1500T	Yes	1
2003	5.2 Liters 318 CID V8 Optional	27	34-PC1500T	Yes	1
2002	5.9 Liters 360 CID V8	65	65-PC1750T		
2001-1999	5.2 Liters 318 CID V8 Optional	27	34-PC1500T	Yes	1
2001-1994	8.0 Liters 7990 CC 488 CID V10	27	34-PC1500T	Yes	1
2001-1994	5.9 Liters 360 CID V8 Optional	27	34-PC1500T	Yes	1
2001-1994	5.9 Liters 359 CID L6 Diesel	27	34-PC1500T	Yes	1
<b>Dodge Ram 4500</b>					
2008	6.7 Liters 408 CID L6 Diesel	65	65-PC1750T		
<b>Dodge Ram 50</b>					
1993-1991	2.4 Liters 2351 CC L4 2WD & Canada	24	34-PC1500T	Yes	1
1993-1991	2.4 Liters 2351 CC L4 2WD & U.S.	51	PC925LMJT		2
1993-1991	2.4 Liters 2351 CC L4 4WD	51	PC925LMJT		2
1992-1991	2.4 Liters 2351 CC L4 2WD, Can., Opt.	24	34-PC1500T	Yes	1
1991-1990	3.0 Liters 2972 CC 181 CID V6	24	34-PC1500T	Yes	1
1991	3.0 Liters 2972 CC 181 CID V6 Optional	24	34-PC1500T	Yes	1
1990	2.4 Liters 2351 CC L4 Canada	24	34-PC1500T	Yes	1
1990	2.4 Liters 2351 CC L4 U.S.	51	PC925LMJT		2
1989	2.6 Liters 2555 CC 156 CID L4 2WD & Optional	24	34-PC1500T	Yes	1
1989	2.6 Liters 2555 CC 156 CID L4	51	PC925LMJT		2

1. Installation requires optional height adapter. Additional cable may be required.
2. Installation requires battery to be placed on its side to dimensionally fit. Vehicle battery restraint(s) may require modification.
3. Installation requires reverse mounting orientation for correct terminal polarity
4. Vehicle battery restraint(s) may require modification.
5. Installation requires additional interbattery cables for parallel connections.
6. If vehicle as Intelligent Key option, then use 34R-PC1500T with the optional height adapter. Additional cable may be required.
7. If vehicle as Intelligent key option, then use 35-PC1400T

Year, Make & Model	Engine, Liter & Options	BCI Group Size	ODYSSEY® Battery Model	Height Adapter	Notes
<b>Dodge Ram 50 (ctd)</b>					
1989	2.0 Liters 1995 CC 122 CID L4 2WD & Optional	24	34-PC1500T	Yes	1
1989	2.0 Liters 1995 CC 122 CID L4	51	PC925LMJT		2
1988-1986	2.0 Liters 1995 CC 122 CID L4	25	25-PC1400T		
1988-1985	2.6 Liters 2555 CC 156 CID L4	25	25-PC1400T		
1985-1984	2.0 Liters 1995 CC 122 CID L4 Canada	24	34-PC1500T	Yes	1
1985-1984	2.0 Liters 1995 CC 122 CID L4 U.S.	25	25-PC1400T		
1985-1983	2.6 Liters 2555 CC 156 CID L4 Canada	24	34-PC1500T	Yes	1
1985-1983	2.6 Liters 2555 CC 156 CID L4 U.S.	25	25-PC1400T		
1985-1983	2.3 Liters 2346 CC 143 CID L4 Diesel	27	34-PC1500T	Yes	1
1983	2.0 Liters 1997 CC 122 CID L4 Canada	24	34-PC1500T	Yes	1
1983	2.0 Liters 1997 CC 122 CID L4 U.S.	25	25-PC1400T		
<b>Dodge Ram 5550</b>					
2008	6.7 Liters 408 CID L6 Diesel	65	65-PC1750T		
<b>Dodge Ramcharger</b>					
1993-1992	5.9 Liters 360 CID V8	27	34-PC1500T	Yes	1
1993-1992	5.9 Liters 360 CID V8 Optional	27	34-PC1500T	Yes	1
1993-1992	5.2 Liters 318 CID V8	27	34-PC1500T	Yes	1
1993-1992	5.2 Liters 318 CID V8 Optional	27	34-PC1500T	Yes	1
1991-1989	5.9 Liters 360 CID V8 Optional	34	34-PC1500T		
1991-1989	5.2 Liters 318 CID V8 Optional	34	34-PC1500T		
1991-1985	5.9 Liters 360 CID V8	34	34-PC1500T		
1991-1985	5.2 Liters 318 CID V8	34	34-PC1500T		
1987-1985	5.9 Liters 360 CID V8 Optional	34	34-PC1500T		
1984	5.9 Liters 360 CID V8	24	34-PC1500T	Yes	1
1984	5.9 Liters 360 CID V8 Optional	24	34-PC1500T	Yes	1
1984-1983	5.2 Liters 318 CID V8	25	25-PC1400T		
1982-1981	5.2 Liters 318 CID V8	24	34-PC1500T	Yes	1
1982-1981	5.2 Liters 318 CID V8 Optional	24	34-PC1500T	Yes	1
1981	5.9 Liters 360 CID V8	24	34-PC1500T	Yes	1
1981	5.9 Liters 360 CID V8 Optional	24	34-PC1500T	Yes	1
1981	5.9 Liters 360 CID V8 Optional	25	25-PC1400T		
1980-1974	5.9 Liters 360 CID V8	24C	N/A		
1980-1974	5.2 Liters 318 CID V8	24C	N/A		
1980-1974	3.7 Liters 3687 CC 225 CID L6	24C	N/A		
1978	7.2 Liters 440 CID V8	27C	N/A		
1978-1976	6.6 Liters 400 CID V8	24C	N/A		
1977-1974	7.2 Liters 440 CID V8	24C	N/A		
1974	5.9 Liters 360 CID V8	24	34-PC1500T	Yes	1
<b>Dodge Rampage</b>					
1984-1983	2.2 Liters 135 CID L4 Canada & Optional	25	25-PC1400T		
1984-1983	2.2 Liters 135 CID L4 U.S.	26	PC1200LMJT		4
1982	2.2 Liters 135 CID L4 Optional	25	25-PC1400T		
1982	2.2 Liters 135 CID L4	26	PC1200LMJT		4
<b>Dodge RD200</b>					
1980-1978	5.9 Liters 360 CID V8	24	34-PC1500T	Yes	1
1980-1978	5.2 Liters 318 CID V8	24	34-PC1500T	Yes	1

Year, Make & Model	Engine, Liter & Options	BCI Group Size	ODYSSEY® Battery Model	Height Adapter	Notes
<b>Dodge Royal</b>					
1959-1958	5.9 Liters 361 CID V8	24	34-PC1500T	Yes	1
1959-1957	5.3 Liters 325 CID V8	24	34-PC1500T	Yes	1
1956-1955	4.4 Liters 270 CID V8	2	N/A		
1959	6.3 Liters 383 CID V8	24	34-PC1500T	Yes	1
1958	5.7 Liters 350 CID V8	24	34-PC1500T	Yes	1
1956	5.2 Liters 315 CID V8	24	34-PC1500T	Yes	1
1954	3.9 Liters 241 CID L6	2	N/A		
<b>Dodge Royal Mini Ram</b>					
1987	3.0 Liters 2972 CC 181 CID V6	34	34-PC1500T		
1987	2.6 Liters 2555 CC 156 CID L4	26	PC1200LMJT		4
1987	2.6 Liters 2555 CC 156 CID L4 Optional	34	34-PC1500T		
1987	2.2 Liters 135 CID L4	26	PC1200LMJT		4
1987	2.2 Liters 135 CID L4 Optional	34	34-PC1500T		
1986-1985	2.6 Liters 2555 CC 156 CID L4	34	34-PC1500T		
1986-1985	2.2 Liters 135 CID L4	34	34-PC1500T		
1984	2.6 Liters 2555 CC 156 CID L4	26	PC1200LMJT		4
1984	2.2 Liters 135 CID L4	26	PC1200LMJT		4
<b>Dodge Royal Monaco</b>					
1977-1975	7.2 Liters 440 CID V8	27C	N/A		
1977-1975	6.6 Liters 400 CID V8	27C	N/A		
1977-1975	5.9 Liters 360 CID V8	27C	N/A		
1977	5.2 Liters 318 CID V8	24C	N/A		
1975	5.2 Liters 318 CID V8	24C	N/A		
<b>Dodge Shadow</b>					
1994-1992	3.0 Liters 2972 CC 181 CID V6	34	34-PC1500T		
1994-1988	2.5 Liters 2507 CC 153 CID L4	34	34-PC1500T		
1994-1988	2.2 Liters 135 CID L4	34	34-PC1500T		
1987	2.2 Liters 135 CID L4 Can. ex. Turbo, Opt.	25	25-PC1400T		
1987	2.2 Liters 135 CID L4 U.S. ex. Turbo	26	PC1200LMJT		4
1987	2.2 Liters 135 CID L4 Turbo	34	34-PC1500T		
1987	2.2 Liters 135 CID L4 Turbo & Optional	34	34-PC1500T		
<b>Dodge Sierra</b>					
1959	6.3 Liters 383 CID V8	24	34-PC1500T	Yes	1
1959-1958	5.9 Liters 361 CID V8	24	34-PC1500T	Yes	1
1959-1957	5.3 Liters 325 CID V8	24	34-PC1500T	Yes	1
1958	5.7 Liters 350 CID V8	24	34-PC1500T	Yes	1
<b>Dodge Spirit</b>					
1995-1989	3.0 Liters 2972 CC 181 CID V6	34	34-PC1500T		
1995-1989	2.5 Liters 2507 CC 153 CID L4	34	34-PC1500T		
1992-1991	2.2 Liters 135 CID L4	34	34-PC1500T		
<b>Dodge Sprinter 2500</b>					
2010-2009	3.0 Liters 2987 CC V6 Diesel	49	PC1350		4
2008-2007	3.5 Liters V6	49	PC1350		4
2008-2007	3.0 Liters V6 Diesel	49	PC1350		4
2006-2003	2.7 Liters 2687 CC 165 CID L5	49	PC1350		4
<b>Dodge Sprinter 3500</b>					
2010-2009	3.0 Liters 2987 CC V6 Diesel	49	PC1350		4
2009	3.0 Liters 2987 CC V6	49	PC1350		4
2008-2007	3.5 Liters V6	49	PC1350		4
2008-2007	3.0 Liters V6 Diesel	49	PC1350		4
2006-2003	2.7 Liters 2687 CC 165 CID L5	49	PC1350		4

1. Installation requires optional height adapter. Additional cable may be required.
2. Installation requires battery to be placed on its side to dimensionally fit. Vehicle battery restraint(s) may require modification.
3. Installation requires reverse mounting orientation for correct terminal polarity
4. Vehicle battery restraint(s) may require modification.
5. Installation requires additional interbattery cables for parallel connections.
6. If vehicle as Intelligent Key option, then use 34R-PC1500T with the optional height adapter. Additional cable may be required.
7. If vehicle as Intelligent key option, then use 35-PC1400T

Year, Make & Model	Engine, Liter & Options	BCI Group Size	ODYSSEY® Battery Model	Height Adapter	Notes
<b>Dodge St. Regis</b>					
1981	5.2 Liters 318 CID V8 Optional	24	34-PC1500T	Yes	1
1981	5.2 Liters 318 CID V8	25	25-PC1400T		
1981	3.7 Liters 3687 CC 225 CID L6 Optional	24	34-PC1500T	Yes	1
1981	3.7 Liters 3687 CC 225 CID L6	25	25-PC1400T		
1980-1979	5.9 Liters 360 CID V8	24C	N/A		
1980-1979	5.2 Liters 318 CID V8	24C	N/A		
1980-1979	3.7 Liters 3687 CC 225 CID L6	24C	N/A		
<b>Dodge Stealth</b>					
1996-1994	3.0 Liters 2972 CC 181 CID V6	25	25-PC1400T		
1993-1992	3.0 Liters 2972 CC 181 CID V6	24	34-PC1500T	Yes	1
1993-1991	3.0 Liters 2972 CC 181 CID V6 Optional	24	34-PC1500T	Yes	1
1991	3.0 Liters 2972 CC 181 CID V6 DOHC	24	34-PC1500T	Yes	1
1991	3.0 Liters 2972 CC 181 CID V6 SOHC	25	25-PC1400T		
<b>Dodge Stratus</b>					
2006	2.7 Liters 2700 CC 167 CID V6 Coupe	86	75/86-PC1230DT		
2006-2004	2.4 Liters 2429 CC 148 CID L4 Coupe	86	75/86-PC1230DT		
2005	3.0 Liters 2972 CC 181 CID V6 Sedan	75	75-PC1230		
2005-2003	2.7 Liters 2700 CC 167 CID V6 Sedan & Convertible	75	75-PC1230		
2005-2003	2.4 Liters 2429 CC 148 CID L4 Sedan & Convertible	75	75-PC1230		
2005-2003	2.4 Liters 2351 CC L4 Sedan & Convertible	75	75-PC1230		
2005-2002	2.4 Liters 2351 CC L4 Coupe	86	75/86-PC1230DT		
2004-2003	3.0 Liters 2972 CC 181 CID V6 Sedan & Convertible	75	75-PC1230		
2002	3.0 Liters 2972 CC 181 CID V6 Sedan	86	75/86-PC1230DT		
2002	2.7 Liters 2700 CC 167 CID V6 Sedan	86	75/86-PC1230DT		
2002-2001	2.7 Liters 2700 CC 167 CID V6 Coupe	86	75/86-PC1230DT		
2002	2.4 Liters 2351 CC L4	75	75-PC1230		
2002-2001	2.4 Liters 2429 CC 148 CID L4 Coupe	86	75/86-PC1230DT		
2001	3.0 Liters 2972 CC 181 CID V6 Coupe	86	75/86-PC1230DT		
2001	2.4 Liters 2429 CC 148 CID L4 Sedan	75	75-PC1230		
2001	2.4 Liters 2351 CC L4 Sedan	75	75-PC1230		
2001	2.4 Liters 2429 CC 148 CID L4 Sedan & Convertible	75	75-PC1230		
2001	2.4 Liters 2351 CC L4 Sedan & Convertible	75	75-PC1230		
2001	2.4 Liters 2351 CC L4 Optional	86	75/86-PC1230DT		
2000-1995	2.5 Liters 2497 CC 152 CID V6	86	75/86-PC1230DT		
2000-1995	2.4 Liters 2429 CC 148 CID L4	75	75-PC1230		
2000-1995	2.0 Liters 1996 CC 122 CID L4	86	75/86-PC1230DT		
<b>Dodge Suburban</b>					
1958	5.9 Liters 361 CID V8	24	34-PC1500T	Yes	1

Year, Make & Model	Engine, Liter & Options	BCI Group Size	ODYSSEY® Battery Model	Height Adapter	Notes
<b>Dodge Suburban (ctd)</b>					
1958	5.7 Liters 350 CID V8	24	34-PC1500T	Yes	1
1958-1957	5.3 Liters 325 CID V8	24	34-PC1500T	Yes	1
<b>Dodge SX 2.0</b>					
2005	2.0 Liters 1996 CC 122 CID L4	26R	PC1200MJT		4
<b>Dodge Truck</b>					
1960	2.8 Liters 170 CID L6	24	34-PC1500T	Yes	1
1959	5.2 Liters 318 CID V8	24	34-PC1500T	Yes	1
1959-1958	4.1 Liters 250 CID L6	24	34-PC1500T	Yes	1
1959-1957	3.8 Liters 230 CID L6	24	34-PC1500T	Yes	1
1958-1957	5.1 Liters 314 CID V8	24	34-PC1500T	Yes	1
1956	4.2 Liters 259 CID V8	24	34-PC1500T	Yes	1
1955	4.2 Liters 259 CID V8	1	N/A	Yes	1
1954-1953	3.9 Liters 239 CID V8	1	N/A		
<b>Dodge Viper</b>					
2010-2008	8.4 Liters 8448 CC 515 CID V10	34	34-PC1500T		
2006-2003	8.3 Liters 8275 CC 505 CID V10	34	34-PC1500T		
2002-1992	8.0 Liters 7990 CC 488 CID V10	78	78-PC1500		
<b>Dodge W100</b>					
1989-1986	5.2 Liters 318 CID V8	34	34-PC1500T		
1989	3.9 Liters 239 CID V6	34	34-PC1500T		
1988-1986	5.9 Liters 360 CID V8	34	34-PC1500T		
1987-1986	5.2 Liters 318 CID V8 Optional	34	34-PC1500T		
1987-1986	3.7 Liters 3687 CC 225 CID L6	34	34-PC1500T		
1987-1986	3.7 Liters 3687 CC 225 CID L6 Optional	34	34-PC1500T		
1977-1975	7.2 Liters 440 CID V8	24C	N/A		
1977-1975	6.6 Liters 400 CID V8	24C	N/A		
1977-1975	5.9 Liters 360 CID V8	24C	N/A		
1977-1975	5.2 Liters 318 CID V8	24C	N/A		
1977-1975	3.7 Liters 3687 CC 225 CID L6	24C	N/A		
<b>Dodge W100 Pickup</b>					
1974	7.2 Liters 440 CID V8	24C	N/A		
1974	6.6 Liters 400 CID V8	24C	N/A		
1974-1972	5.9 Liters 360 CID V8	24C	N/A		
1974-1968	5.2 Liters 318 CID V8	24C	N/A		
1974-1968	3.7 Liters 3687 CC 225 CID L6	24C	N/A		
1971	6.6 Liters 400 CID V8	24C	N/A		
1971	6.3 Liters 383 CID V8	24	34-PC1500T	Yes	1
<b>Dodge W100 Series</b>					
1967-1963	6.3 Liters 383 CID V8	24	34-PC1500T	Yes	1
1967-1963	5.2 Liters 318 CID V8	24C	N/A		
1967-1963	3.7 Liters 3687 CC 225 CID L6	24C	N/A		
1962-1960	5.2 Liters 318 CID V8	24	34-PC1500T	Yes	1
1962-1960	3.7 Liters 3687 CC 225 CID L6	24	34-PC1500T	Yes	1
<b>Dodge W150</b>					
1993	5.9 Liters 360 CID V8	27	34-PC1500T	Yes	1
1993	5.9 Liters 360 CID V8 Optional	27	34-PC1500T	Yes	1
1993-1992	5.2 Liters 318 CID V8	27	34-PC1500T	Yes	1
1993-1992	5.2 Liters 318 CID V8 Optional	27	34-PC1500T	Yes	1
1993-1992	3.9 Liters 239 CID V6	27	34-PC1500T	Yes	1
1993-1992	3.9 Liters 239 CID V6 Optional	27	34-PC1500T	Yes	1
1991-1989	3.9 Liters 239 CID V6	34	34-PC1500T		
1991-1985	5.9 Liters 360 CID V8	34	34-PC1500T		
1991-1985	5.2 Liters 318 CID V8	34	34-PC1500T		

1. Installation requires optional height adapter. Additional cable may be required.
2. Installation requires battery to be placed on its side to dimensionally fit. Vehicle battery restraint(s) may require modification.
3. Installation requires reverse mounting orientation for correct terminal polarity
4. Vehicle battery restraint(s) may require modification.
5. Installation requires additional interbattery cables for parallel connections.
6. If vehicle as Intelligent Key option, then use 34R-PC1500T with the optional height adapter. Additional cable may be required.
7. If vehicle as Intelligent key option, then use 35-PC1400T



Year, Make & Model	Engine, Liter & Options	BCI Group Size	ODYSSEY® Battery Model	Height Adapter	Notes
<b>Dodge W150 (ctd)</b>					
1987-1985	5.2 Liters 318 CID V8 Optional	34	34-PC1500T		
1987-1985	3.7 Liters 3687 CC 225 CID L6	34	34-PC1500T		
1987-1985	3.7 Liters 3687 CC 225 CID L6 Optional	34	34-PC1500T		
1984	5.9 Liters 360 CID V8	24	34-PC1500T	Yes	1
1984-1983	5.2 Liters 318 CID V8	25	25-PC1400T		
1984-1983	3.7 Liters 3687 CC 225 CID L6	25	25-PC1400T		
1982-1981	5.2 Liters 318 CID V8	24	34-PC1500T	Yes	1
1982	5.2 Liters 318 CID V8 Optional	24	34-PC1500T	Yes	1
1982-1981	3.7 Liters 3687 CC 225 CID L6	24	34-PC1500T	Yes	1
1981	5.9 Liters 360 CID V8	24	34-PC1500T	Yes	1
1980-1978	3.7 Liters 3687 CC 225 CID L6	24C	N/A		
1980-1977	5.9 Liters 360 CID V8	24C	N/A		
1980-1977	5.2 Liters 318 CID V8	24C	N/A		
1979-1978	4.0 Liters 243 CID L6	27	34-PC1500T	Yes	1
1978	7.2 Liters 440 CID V8	27C	N/A		
1978-1977	6.6 Liters 400 CID V8	24C	N/A		
<b>Dodge W200</b>					
1980-1975	5.9 Liters 360 CID V8	24C	N/A		
1980-1975	5.2 Liters 318 CID V8	24C	N/A		
1980-1975	3.7 Liters 3687 CC 225 CID L6	24C	N/A		
1979-1978	4.0 Liters 243 CID L6	27	34-PC1500T	Yes	1
1978	7.2 Liters 440 CID V8	27C	N/A		
1978-1976	6.6 Liters 400 CID V8	24C	N/A		
1977-1975	7.2 Liters 440 CID V8	24C	N/A		
1975	5.2 Liters 318 CID V8	24	34-PC1500T	Yes	1
<b>Dodge W200 Pickup</b>					
1974	7.2 Liters 440 CID V8	24C	N/A		
1974	6.6 Liters 400 CID V8	24C	N/A		
1974-1971	5.9 Liters 360 CID V8	24C	N/A		
1974-1969	5.2 Liters 318 CID V8	24C	N/A		
1974-1969	3.7 Liters 3687 CC 225 CID L6	24C	N/A		
1971	6.6 Liters 400 CID V8	24C	N/A		
1971	6.3 Liters 383 CID V8	24	34-PC1500T	Yes	1
1970-1969	6.3 Liters 383 CID V8	24C	N/A		
<b>Dodge W200 Series</b>					
1967-1963	6.3 Liters 383 CID V8	24	34-PC1500T	Yes	1
1967-1963	5.2 Liters 318 CID V8	24C	N/A		
1967-1963	3.7 Liters 3687 CC 225 CID L6	24C	N/A		
1962-1960	5.2 Liters 318 CID V8	24	34-PC1500T	Yes	1
1962-1960	3.7 Liters 3687 CC 225 CID L6	24	34-PC1500T	Yes	1
<b>Dodge W250</b>					
1993-1992	5.9 Liters 360 CID V8	27	34-PC1500T	Yes	1
1993-1992	5.9 Liters 360 CID V8 Optional	27	34-PC1500T	Yes	1
1993-1992	5.2 Liters 318 CID V8	27	34-PC1500T	Yes	1
1993-1992	5.2 Liters 318 CID V8 Optional	27	34-PC1500T	Yes	1
1993-1989	5.9 Liters 359 CID L6	30H	25-PC1400T		
1991-1989	5.9 Liters 360 CID V8 Optional	34	34-PC1500T		
1991-1985	5.9 Liters 360 CID V8	34	34-PC1500T		
1991-1985	5.2 Liters 318 CID V8	34	34-PC1500T		
1987-1985	5.2 Liters 318 CID V8 Optional	34	34-PC1500T		
1984	5.9 Liters 360 CID V8	24	34-PC1500T	Yes	1
1984-1983	5.2 Liters 318 CID V8	25	25-PC1400T		
1982-1981	5.9 Liters 360 CID V8	24	34-PC1500T	Yes	1

Year, Make & Model	Engine, Liter & Options	BCI Group Size	ODYSSEY® Battery Model	Height Adapter	Notes
<b>Dodge W250 (ctd)</b>					
1982	5.9 Liters 360 CID V8 Optional	24	34-PC1500T	Yes	1
1982-1981	5.2 Liters 318 CID V8	24	34-PC1500T	Yes	1
1982	5.2 Liters 318 CID V8 Optional	24	34-PC1500T	Yes	1
<b>Dodge W300</b>					
1980-1975	5.9 Liters 360 CID V8	24C	N/A		
1980	5.2 Liters 318 CID V8	24C	N/A		
1978-1976	6.6 Liters 400 CID V8	24C	N/A		
1978	7.2 Liters 440 CID V8	27C	N/A		
1978-1975	5.2 Liters 318 CID V8	24C	N/A		
1978-1975	3.7 Liters 3687 CC 225 CID L6	24C	N/A		
1977-1975	7.2 Liters 440 CID V8	24C	N/A		
<b>Dodge W300 Pickup</b>					
1974-1971	5.9 Liters 360 CID V8	24C	N/A		
1974-1968	5.2 Liters 318 CID V8	24C	N/A		
1974-1968	3.7 Liters 3687 CC 225 CID L6	24C	N/A		
1971	6.3 Liters 383 CID V8	24	34-PC1500T	Yes	1
1970	3.7 Liters 3687 CC 225 CID L6	24	34-PC1500T	Yes	1
1969-1968	6.3 Liters 383 CID V8	24C	N/A		
<b>Dodge W300 Series</b>					
1967-1963	5.2 Liters 318 CID V8	24C	N/A		
1967-1963	3.7 Liters 3687 CC 225 CID L6	24C	N/A		
1962-1960	5.2 Liters 318 CID V8	24	34-PC1500T	Yes	1
1967	6.3 Liters 383 CID V8	24	34-PC1500T	Yes	1
<b>Dodge W350</b>					
1993-1992	5.9 Liters 360 CID V8	27	34-PC1500T	Yes	1
1993-1992	5.9 Liters 360 CID V8 Optional	27	34-PC1500T	Yes	1
1993-1989	5.9 Liters 359 CID L6	30H	25-PC1400T		
1991-1989	5.9 Liters 360 CID V8 Optional	34	34-PC1500T		
1991-1985	5.9 Liters 360 CID V8	34	34-PC1500T		
1984-1981	5.9 Liters 360 CID V8	24	34-PC1500T	Yes	1
1983	5.2 Liters 318 CID V8	25	25-PC1400T		
1982	5.9 Liters 360 CID V8 Optional	24	34-PC1500T	Yes	1
1982	5.2 Liters 318 CID V8	24	34-PC1500T	Yes	1
1982	5.2 Liters 318 CID V8 Optional	24	34-PC1500T	Yes	1
<b>Dodge Wayfarer</b>					
1952-1949	3.8 Liters 230 CID L6	1	N/A		
<b>Dodge Wm300 Pickup</b>					
1967	4.1 Liters 251 CID L6	24	34-PC1500T	Yes	1
<b>Dodge Wm300 Power Wagon</b>					
1962-1960	5.2 Liters 318 CID V8	24	34-PC1500T	Yes	1
<b>Eagle 2000 GTX</b>					
1993-1991	2.0 Liters 1995 CC 122 CID L4	N/A	N/A		
<b>Eagle Medallion</b>					
1989-1988	2.2 Liters 2163 CC 132 CID L4	34	34-PC1500T		
1989-1988	2.2 Liters 2163 CC 132 CID L4 Optional	58	PC1200LMJT		4
<b>Eagle Premier</b>					
1992-1989	3.0 Liters 2972 CC 181 CID V6	34	34-PC1500T		
1989	2.5 Liters 150 CID L4	34	34-PC1500T		
1988	3.0 Liters 2972 CC 182 CID V6 Optional	34	34-PC1500T		
1988	3.0 Liters 2972 CC 182 CID V6	58	PC1200LMJT		4
1988	2.5 Liters 150 CID L4 Optional	34	34-PC1500T		
1988	2.5 Liters 150 CID L4	58	PC1200LMJT		4

1. Installation requires optional height adapter. Additional cable may be required.
2. Installation requires battery to be placed on its side to dimensionally fit. Vehicle battery restraint(s) may require modification.
3. Installation requires reverse mounting orientation for correct terminal polarity
4. Vehicle battery restraint(s) may require modification.
5. Installation requires additional interbattery cables for parallel connections.
6. If vehicle as Intelligent Key option, then use 34R-PC1500T with the optional height adapter. Additional cable may be required.
7. If vehicle as Intelligent key option, then use 35-PC1400T

Year, Make & Model	Engine, Liter & Options	BCI Group Size	ODYSSEY® Battery Model	Height Adapter	Notes
<b>Eagle Summit</b>					
1996-1995	2.4 Liters 2351 CC L4 Wagon	24	34-PC1500T	Yes	1
1996-1995	2.4 Liters 2351 CC L4 ex. Wagon	51	PC925LMJT		2
1996-1995	1.8 Liters 1834 CC 112 CID L4 Wagon	25	25-PC1400T		
1996-1995	1.8 Liters 1834 CC 112 CID L4 ex. Wagon	51	PC925LMJT		2
1996-1995	1.5 Liters 1468 CC 90 CID L4	51	PC925LMJT		2
1994-1993	2.4 Liters 2351 CC L4 Canada ex. Wagon	24	34-PC1500T	Yes	1
1994-1993	2.4 Liters 2351 CC L4 U.S. ex. Wagon	51	PC925LMJT		2
1994-1993	1.8 Liters 1834 CC 112 CID L4 Canada ex. Wagon	24	34-PC1500T	Yes	1
1994-1993	1.8 Liters 1834 CC 112 CID L4 U.S. ex. Wagon	51	PC925LMJT		2
1994-1993	1.5 Liters 1468 CC 90 CID L4 Canada ex. Wagon	24	34-PC1500T	Yes	1
1994-1993	1.5 Liters 1468 CC 90 CID L4 U.S. ex. Wagon	51	PC925LMJT		2
1994-1992	2.4 Liters 2351 CC L4 Canada, Wagon	24	34-PC1500T	Yes	1
1994-1992	2.4 Liters 2351 CC L4 U.S., Wagon	24	34-PC1500T	Yes	1
1994-1992	1.8 Liters 1834 CC 112 CID L4 Canada, Wagon	24	34-PC1500T	Yes	1
1994-1992	1.8 Liters 1834 CC 112 CID L4 U.S., Wagon	25	25-PC1400T		
1994-1992	1.5 Liters 1468 CC 90 CID L4 Canada, Wagon	24	34-PC1500T	Yes	1
1992	2.4 Liters 2351 CC L4 Canada	25	25-PC1400T		
1992	2.4 Liters 2351 CC L4 ex. Wagon	25	25-PC1400T		
1992	2.4 Liters 2351 CC L4 Optional	25	25-PC1400T		
1992	1.8 Liters 1834 CC 112 CID L4 Canada	25	25-PC1400T		
1992	1.8 Liters 1834 CC 112 CID L4 Optional	25	25-PC1400T		
1992-1991	1.5 Liters 1468 CC 90 CID L4 ex. Wagon	25	25-PC1400T		
1992-1991	1.5 Liters 1468 CC 90 CID L4 Optional	25	25-PC1400T		
1992-1989	1.5 Liters 1468 CC 90 CID L4 Canada	25	25-PC1400T		
1990-1989	1.6 Liters 1597 CC 98 CID L4 Canada	25	25-PC1400T		
1990	1.6 Liters 1597 CC 98 CID L4 U.S.	51	PC925LMJT		2
1990	1.5 Liters 1468 CC 90 CID L4 U.S.	25	25-PC1400T		
<b>Eagle Talon</b>					
1998-1990	2.0 Liters 1997 CC 122 CID L4 Turbo	86	75/86-PC1230DT		
1997-1995	2.0 Liters 1997 CC 122 CID L4 AT	86	75/86-PC1230DT		

Year, Make & Model	Engine, Liter & Options	BCI Group Size	ODYSSEY® Battery Model	Height Adapter	Notes
<b>Eagle Talon (ctd)</b>					
1997-1995	2.0 Liters 1997 CC 122 CID L4 MT	86	75/86-PC1230DT		
1994-1993	1.8 Liters 1755 CC 107 CID L4 AT & Canada	86	75/86-PC1230DT		
1994-1993	1.8 Liters 1755 CC 107 CID L4 MT & Canada	86	75/86-PC1230DT		
1994-1993	1.8 Liters 1755 CC 107 CID L4 U.S.	86	75/86-PC1230DT		
1994-1990	2.0 Liters 1997 CC 122 CID L4 Canada	86	75/86-PC1230DT		
1994-1990	2.0 Liters 1997 CC 122 CID L4 U.S.	86	75/86-PC1230DT		
1998	2.0 Liters 1997 CC 122 CID L4	86	75/86-PC1230DT		
<b>Eagle Vision</b>					
1997-1993	3.5 Liters 3497 CC 215 CID V6	34	34-PC1500T		
1997-1993	3.3 Liters 201 CID V6	34	34-PC1500T		
<b>Eagle Vista</b>					
1991-1989	2.0 Liters 1997 CC 122 CID L4	25	25-PC1400T		
1991-1990	1.5 Liters 1468 CC 90 CID L4	25	25-PC1400T		
<b>Excalibur Limited</b>					
1993	5.7 Liters 350 CID V8	N/A	N/A		
<b>Excalibur Phaeton</b>					
1989-1988	5.7 Liters 350 CID V8	N/A	N/A		
1989-1988	5.0 Liters 305 CID V8	N/A	N/A		
<b>Ferrari 328 GTB</b>					
1989-1988	3.2 Liters 3186 CC V8	34R	34R-PC1500T		
<b>Ferrari 328 GTS</b>					
1989-1988	3.2 Liters 3186 CC V8	34R	34R-PC1500T		
<b>Ferrari 348 GTB</b>					
1994-1993	3.4 Liters 3405 CC V8	34R	34R-PC1500T		
<b>Ferrari 348 GTS</b>					
1994-1993	3.4 Liters 3405 CC V8	34R	34R-PC1500T		
<b>Ferrari 348 Spider</b>					
1995-1993	3.4 Liters 3405 CC V8	34R	34R-PC1500T		
<b>Ferrari 348 TB</b>					
1992-1990	3.4 Liters 3405 CC V8	34R	34R-PC1500T		
<b>Ferrari 348 TS</b>					
1992-1989	3.4 Liters 3405 CC V8	34R	34R-PC1500T		
<b>Ferrari 355 GTS</b>					
1998-1994	3.5 Liters 3496 CC V8	34R	34R-PC1500T		
<b>Ferrari 360</b>					
2005-2000	3.6 Liters 3586 CC V8	34R	34R-PC1500T		
<b>Ferrari 456 GT</b>					
1998-1995	5.5 Liters 5474 CC V12	34R	34R-PC1500T		
<b>Ferrari 456 GTA</b>					
1998-1997	5.5 Liters 5474 CC V12	34R	34R-PC1500T		
<b>Ferrari 456 M</b>					
2001-1999	5.5 Liters 5474 CC V12	34R	34R-PC1500T		
<b>Ferrari 456 M GT</b>					
2004-2002	5.5 Liters 5474 CC V12	34R	34R-PC1500T		
<b>Ferrari 456 M GTA</b>					
2004-2002	5.5 Liters 5474 CC V12	34R	34R-PC1500T		
<b>Ferrari 512 M</b>					
1995	4.9 Liters 4943 CC H12	34R	34R-PC1500T		

1. Installation requires optional height adapter. Additional cable may be required.
2. Installation requires battery to be placed on its side to dimensionally fit. Vehicle battery restraint(s) may require modification.
3. Installation requires reverse mounting orientation for correct terminal polarity
4. Vehicle battery restraint(s) may require modification.
5. Installation requires additional interbattery cables for parallel connections.
6. If vehicle as Intelligent Key option, then use 34R-PC1500T with the optional height adapter. Additional cable may be required.
7. If vehicle as Intelligent key option, then use 35-PC1400T

Year, Make & Model	Engine, Liter & Options	BCI Group Size	ODYSSEY® Battery Model	Height Adapter	Notes
<b>Ferrari 512 TR</b>					
1994-1992	4.9 Liters 4943 CC H12	34R	34R-PC1500T		
<b>Ferrari 550 Maranello</b>					
2002-1997	5.5 Liters 5474 CC V12	34R	34R-PC1500T		
<b>Ferrari 575 M Maranello</b>					
2005-2003	5.7 Liters 5750 CC V12	34R	34R-PC1500T		
<b>Ferrari 599 GTB</b>					
2009-2007	6.0 Liters 5999 CC V12	34R	34R-PC1500T		
<b>Ferrari 612 Scaglietti</b>					
2009-2005	5.7 Liters 5750 CC V12	34R	34R-PC1500T		
<b>Ferrari California</b>					
2009	4.3 Liters 4308 CC V8	34R	34R-PC1500T		
<b>Ferrari Enzo</b>					
2004-2003	6.0 Liters 5998 CC V12	34R	34R-PC1500T		
<b>Ferrari F355</b>					
2000-1999	3.5 Liters 3496 CC V8	34R	34R-PC1500T		
<b>Ferrari F355 Berlinetta</b>					
1996-1994	3.5 Liters 3496 CC V8	34R	34R-PC1500T		
<b>Ferrari F355 F1</b>					
1998	3.5 Liters 3496 CC V8	34R	34R-PC1500T		
<b>F355 GTS</b>					
1998-1994	3.5 Liters 3496 CC V8	34R	34R-PC1500T		
<b>Ferrari F355 Spider</b>					
2000-1996	3.5 Liters 3496 CC V8	34R	34R-PC1500T		
<b>Ferrari F40</b>					
1992-1990	2.9 Liters 2936 CC V8	34R	34R-PC1500T		
<b>Ferrari F430</b>					
2009-2006	4.3 Liters 4308 CC V8	34R	34R-PC1500T		
<b>Ferrari F50</b>					
1997-1995	4.7 Liters 4703 CC V12	34R	34R-PC1500T		
<b>Ferrari Mondial 3.2</b>					
1988	3.2 Liters 3186 CC V8	34R	34R-PC1500T		
<b>Ferrari Mondial t</b>					
1993-1989	3.4 Liters 3405 CC V8	34R	34R-PC1500T		
<b>Ferrari Superamerica</b>					
2005	5.7 Liters 5750 CC V12	34R	34R-PC1500T		
<b>Ferrari Testarossa</b>					
1991-1988	4.9 Liters 4943 CC H12	34R	34R-PC1500T		
<b>Fiat 1100</b>					
1967-1966	1.1 Liters 1089 CC 66 CID L4	24	34-PC1500T	Yes	1
1965-1964	1.2 Liters 1221 CC 75 CID L4	24	34-PC1500T	Yes	1
1963-1962	1.1 Liters 1089 CC 66 CID L4	24	34-PC1500T	Yes	1
1961-1957	1.1 Liters 1089 CC 66 CID L4	22NF	PC1200MJT		4
<b>Fiat 1100D</b>					
1963	1.2 Liters 1221 CC 75 CID L4	24	34-PC1500T	Yes	1
<b>Fiat 1200</b>					
1963-1962	1.2 Liters 1221 CC 75 CID L4	24	34-PC1500T	Yes	1
<b>Fiat 124</b>					
1981-1980	2.0 Liters 1995 CC L4	24	34-PC1500T	Yes	1
1980-1979	2.0 Liters 1995 CC L4	24C	N/A		
1978-1974	1.8 Liters 1756 CC L4	24C	N/A		
1973-1971	1.6 Liters 1608 CC L4	24C	N/A		
1973-1969	1.4 Liters 1438 CC L4	24C	N/A		
1968-1967	1.2 Liters 1197 CC L4	24	34-PC1500T	Yes	1

Year, Make & Model	Engine, Liter & Options	BCI Group Size	ODYSSEY® Battery Model	Height Adapter	Notes
<b>Fiat 124 (ctd)</b>					
1974	1.6 Liters 1593 CC L4	24C	N/A		
1969	1.2 Liters 1197 CC L4	24C	N/A		
1968	1.4 Liters 1438 CC L4	24	34-PC1500T	Yes	1
<b>Fiat 128</b>					
1979-1973	1.3 Liters 1290 CC L4	24C	N/A		
1973-1971	1.1 Liters 1116 CC L4	24C	N/A		
<b>Fiat 131</b>					
1978-1975	1.8 Liters 1756 CC L4	24C	N/A		
<b>Fiat 1400</b>					
1956-1950	1.4 Liters 1395 CC 85 CID L4	N/A	N/A		
<b>Fiat 1500</b>					
1967-1964	1.5 Liters 1481 CC 90 CID L4	24	34-PC1500T	Yes	1
1962	1.5 Liters 1491 CC 91 CID L4	24	34-PC1500T	Yes	1
1950	1.5 Liters 1491 CC 91 CID L4	N/A	N/A		
<b>Fiat 1900</b>					
1956-1953	1.9 Liters 1901 CC 116 CID L4	N/A	N/A		
<b>Fiat 2100</b>					
1961-1960	2.1 Liters 2054 CC 125 CID L6	22NL	N/A		
<b>Fiat 500</b>					
1961-1959	0.5 Liters 499 CC 30 CID L2	22NF	PC1200MJT		4
1961-1957	0.5 Liters 479 CC 29 CID L2	22NF	PC1200MJT		4
<b>Fiat 600</b>					
1961-1957	0.6 Liters 633 CC 39 CID L4	22NF	PC1200MJT		4
<b>Fiat 600D</b>					
1967-1962	0.8 Liters 767 CC 47 CID L4	24	34-PC1500T	Yes	1
<b>Fiat 850</b>					
1973-1970	0.9 Liters 903 CC L4	24C	N/A		
1971-1968	0.8 Liters 817 CC L4	24	34-PC1500T	Yes	1
1969	0.8 Liters 817 CC L4	24C	N/A		
1968-1967	0.9 Liters 903 CC L4	24	34-PC1500T	Yes	1
1967	0.8 Liters 843 CC 51 CID L4	24	34-PC1500T	Yes	1
<b>Fiat 8V</b>					
1956-1953	2.0 Liters 1996 CC 122 CID V8	N/A	N/A		
<b>Fiat Brava</b>					
1981	2.0 Liters 1995 CC L4 FI	24	34-PC1500T	Yes	1
1980-1979	2.0 Liters 1995 CC L4	24C	N/A		
1980	2.0 Liters 1995 CC L4	24	34-PC1500T	Yes	1
<b>Fiat Strada</b>					
1982-1980	1.5 Liters 1498 CC L4	24	34-PC1500T	Yes	1
1980-1979	1.5 Liters 1498 CC L4	24C	N/A		
<b>Fiat X-1/9</b>					
1983	2.0 Liters 1995 CC L4	24	34-PC1500T	Yes	1
1983-1980	1.5 Liters 1498 CC L4	24	34-PC1500T	Yes	1
1980-1979	1.5 Liters 1498 CC L4	24C	N/A		
1978-1974	1.3 Liters 1290 CC L4	24C	N/A		
<b>Ford 300</b>					
1963	7.0 Liters 427 CID V8	29NF	PC925MJT		2
1963	6.4 Liters 390 CID V8	29NF	PC925MJT		2
<b>Ford Aerostar</b>					
1997-1990	4.0 Liters 245 CID V6	65	65-PC1750T		
1997-1989	3.0 Liters 182 CID V6	65	65-PC1750T		
1987-1986	3.0 Liters 182 CID V6 AC & Canada	64	PC925MJT		2

1. Installation requires optional height adapter. Additional cable may be required.
2. Installation requires battery to be placed on its side to dimensionally fit. Vehicle battery restraint(s) may require modification.
3. Installation requires reverse mounting orientation for correct terminal polarity
4. Vehicle battery restraint(s) may require modification.
5. Installation requires additional interbattery cables for parallel connections.
6. If vehicle as Intelligent Key option, then use 34R-PC1500T with the optional height adapter. Additional cable may be required.
7. If vehicle as Intelligent key option, then use 35-PC1400T

Year, Make & Model	Engine, Liter & Options	BCI Group Size	ODYSSEY® Battery Model	Height Adapter	Notes
<b>Ford Aerostar (ctd)</b>					
1987-1986	2.3 Liters 140 CID L4 AC & Canada	64	PC925MJT		2
1988	3.0 Liters 182 CID V6 To 10/1/88	64	PC925MJT		2
1987	3.0 Liters 182 CID V6 U.S.	63	PC925MJT		2
1987	2.3 Liters 140 CID L4 U.S.	63	PC925MJT		2
1986	3.0 Liters 182 CID V6	63	PC925MJT		2
1986	2.8 Liters 171 CID V6 MT	62	PC925MJT		2
1986	2.8 Liters 171 CID V6 AT	63	PC925MJT		2
1986	2.8 Liters 171 CID V6 AC & Canada	64	PC925MJT		2
1986	2.3 Liters 140 CID L4 MT	62	PC925MJT		2
1986	2.3 Liters 140 CID L4 AT	63	PC925MJT		2
<b>Ford Anglia</b>					
1967-1964	1.2 Liters 1198 CC 73 CID L4	29NF	PC925MJT		2
1964-1961	1.0 Liters 997 CC 61 CID L4	29NF	PC925MJT		2
1959-1958	1.2 Liters 1172 CC 72 CID L4	22F	PC1200MJT		4
1957-1950	1.2 Liters 1172 CC 72 CID L4	N/A	N/A		
1960	1.0 Liters 997 CC 61 CID L4	22F	PC1200MJT		4
<b>Ford Aspire</b>					
1997-1994	1.3 Liters 1295 CC L4 Aspire	35	35-PC1400T		
<b>Ford Bronco</b>					
1996-1987	5.8 Liters 351 CID V8	65	65-PC1750T		
1996-1987	5.0 Liters 302 CID V8	65	65-PC1750T		
1992-1987	4.9 Liters 300 CID L6	65	65-PC1750T		
1986-1984	5.8 Liters 351 CID V8	63	PC925MJT		2
1986	5.8 Liters 351 CID V8 Optional	64	PC925MJT		2
1986	5.0 Liters 302 CID V8	63	PC925MJT		2
1986	5.0 Liters 302 CID V8 Optional	64	PC925MJT		2
1986-1985	4.9 Liters 300 CID L6	62	PC925MJT		2
1985	5.0 Liters 302 CID V8 2V	62	PC925MJT		2
1984	5.0 Liters 302 CID V8 MT w/o AC	61	PC925MJT		2
1984	5.0 Liters 302 CID V8 AC or AT	62	PC925MJT		2
1984-1983	4.9 Liters 300 CID L6 w/o AC	61	PC925MJT		2
1983-1981	5.8 Liters 351 CID V8 MT w/o AC	61	PC925MJT		2
1983	5.0 Liters 302 CID V8 w/o AC	61	PC925MJT		2
1982-1981	5.0 Liters 302 CID V8 MT w/o AC	61	PC925MJT		2
1982-1981	4.9 Liters 300 CID L6 MT w/o AC	61	PC925MJT		2
1980	5.8 Liters 351 CID V8 MT	61	PC925MJT		2
1980	5.0 Liters 302 CID V8 MT	61	PC925MJT		2
1980	4.9 Liters 300 CID L6 MT	61	PC925MJT		2
1979-1978	6.6 Liters 400 CID V8	22F	PC1200MJT		4
1979-1978	5.8 Liters 351 CID V8	22F	PC1200MJT		4
1977	5.0 Liters 302 CID V8	22F	PC1200MJT		4
1976-1973	5.0 Liters 302 CID V8 MT	22HF	PC1200MJT		4
1974-1973	3.3 Liters 200 CID L6 MT	22HF	PC1200MJT		4
1972-1968	5.0 Liters 302 CID V8	24F	34R-PC1500T	Yes	1
1972-1967	2.8 Liters 170 CID L6	24F	34R-PC1500T	Yes	1
1969	5.0 Liters 302 CID V8	62	PC925MJT		2

Year, Make & Model	Engine, Liter & Options	BCI Group Size	ODYSSEY® Battery Model	Height Adapter	Notes
<b>Ford Bronco (ctd)</b>					
1969-1968	2.8 Liters 170 CID L6	62	PC925MJT		2
1968-1966	4.7 Liters 289 CID V8	24F	34R-PC1500T	Yes	1
1968	4.7 Liters 289 CID V8	62	PC925MJT		2
1967	3.9 Liters 240 CID L6	24F	34R-PC1500T	Yes	1
1966	2.8 Liters 170 CID L6	22F	PC1200MJT		4
1966	2.8 Liters 170 CID L6 Optional	24F	34R-PC1500T	Yes	1
<b>Ford Bronco II</b>					
1990-1989	2.9 Liters 177 CID V6	65	65-PC1750T		
1988	2.9 Liters 177 CID V6	64	PC925MJT		2
1987	2.9 Liters 177 CID V6 EFI	63	PC925MJT		2
1987	2.9 Liters 177 CID V6 HD Service Pack	64	PC925MJT		2
1987	2.9 Liters 177 CID V6 Optional	64	PC925MJT		2
1986	2.9 Liters 177 CID V6	64	PC925MJT		2
1985	2.8 Liters 171 CID V6	62	PC925MJT		2
1985-1984	2.8 Liters 171 CID V6 Optional	64	PC925MJT		2
1984	2.8 Liters 171 CID V6 U.S.	62	PC925MJT		2
<b>Ford Capri</b>					
1964	1.5 Liters 1498 CC 92 CID L4	N/A	N/A		
<b>Ford Club</b>					
1964-1963	4.7 Liters 289 CID V8	24F	34R-PC1500T	Yes	1
1964-1963	4.3 Liters 260 CID V8	24F	34R-PC1500T	Yes	1
1964-1962	6.4 Liters 390 CID V8	24F	34R-PC1500T	Yes	1
1964-1958	5.8 Liters 352 CID V8	24F	34R-PC1500T	Yes	1
1964-1955	3.7 Liters 223 CID L6	24F	34R-PC1500T	Yes	1
1963	3.3 Liters 200 CID L6	24F	34R-PC1500T	Yes	1
1962-1958	4.8 Liters 292 CID V8	24F	34R-PC1500T	Yes	1
1957-1955	4.5 Liters 272 CID V8	24F	34R-PC1500T	Yes	1
1953	3.9 Liters 239 CID V8	24F	34R-PC1500T	Yes	1
1953	3.7 Liters 225 CID V8	24F	34R-PC1500T	Yes	1
1953	3.5 Liters 215 CID L6	24F	34R-PC1500T	Yes	1
<b>Ford Club Wagon</b>					
1967	3.9 Liters 240 CID L6	24F	34R-PC1500T	Yes	1
1967-1962	2.8 Liters 170 CID L6	24F	34R-PC1500T	Yes	1
1966-1962	2.4 Liters 144 CID L6	24F	34R-PC1500T	Yes	1
<b>Ford Consul</b>					
1961-1958	1.7 Liters 1703 CC 104 CID L4	24F	34R-PC1500T	Yes	1
1957-1956	1.7 Liters 1703 CC 104 CID L4	N/A	N/A		
1956-1951	1.5 Liters 1508 CC 92 CID L4	N/A	N/A		
<b>Ford Contour</b>					
2000-1995	2.5 Liters 2450 CC 155 CID V6	40R	PC1200MJT		4
2000-1996	2.0 Liters 1989 CC 121 CID L4	40R	PC1200MJT		4
1997-1995	2.0 Liters 1989 CC 121 CID L4 Optional	40R	PC1200MJT		4
1997-1995	2.0 Liters 1989 CC 121 CID L4	96R	PC1200MJT		4
<b>Ford Cortina</b>					
1970-1967	1.6 Liters 1599 CC 98 CID L4	29NF	PC925MJT		2
1967	1.5 Liters 1499 CC 92 CID L4	29NF	PC925MJT		2
1966	1.6 Liters 1588 CC 95 CID L4	29NF	PC925MJT		2
1966-1963	1.5 Liters 1498 CC 92 CID L4	29NF	PC925MJT		2
1964	1.2 Liters 1198 CC 73 CID L4	N/A	N/A		
<b>Ford Country Sedan</b>					
1974-1973	7.5 Liters 460 CID V8	27F	34R-PC1500T	Yes	1
1974-1973	6.6 Liters 400 CID V8	27F	34R-PC1500T	Yes	1

1. Installation requires optional height adapter. Additional cable may be required.
2. Installation requires battery to be placed on its side to dimensionally fit. Vehicle battery restraint(s) may require modification.
3. Installation requires reverse mounting orientation for correct terminal polarity
4. Vehicle battery restraint(s) may require modification.
5. Installation requires additional interbattery cables for parallel connections.
6. If vehicle as Intelligent Key option, then use 34R-PC1500T with the optional height adapter. Additional cable may be required.
7. If vehicle as Intelligent key option, then use 35-PC1400T



Year, Make & Model	Engine, Liter & Options	BCI Group Size	ODYSSEY® Battery Model	Height Adapter	Notes
<b>Ford Country Sedan (ctd)</b>					
1974-1973	5.8 Liters 351 CID V8	22F	PC1200MJT		4
1973	7.0 Liters 429 CID V8	27F	34R-PC1500T	Yes	1
1972	7.5 Liters 460 CID V8	24F	34R-PC1500T	Yes	1
1972-1971	7.0 Liters 429 CID V8	24F	34R-PC1500T	Yes	1
1972-1971	6.6 Liters 400 CID V8	24F	34R-PC1500T	Yes	1
1972-1971	5.8 Liters 351 CID V8	24F	34R-PC1500T	Yes	1
1972-1971	5.0 Liters 302 CID V8	24F	34R-PC1500T	Yes	1
1971	6.4 Liters 390 CID V8	24F	34R-PC1500T	Yes	1
1970-1969	7.0 Liters 429 CID V8	27F	34R-PC1500T	Yes	1
1970-1969	7.0 Liters 428 CID V8	27F	34R-PC1500T	Yes	1
1970-1969	5.8 Liters 351 CID V8 w/o AC & AT	22F	PC1200MJT		4
1970-1969	5.8 Liters 351 CID V8 AC & AT	24F	34R-PC1500T	Yes	1
1970-1969	5.8 Liters 351 CID V8 Optional	27F	34R-PC1500T	Yes	1
1970-1968	6.4 Liters 390 CID V8 AC & AT	24F	34R-PC1500T	Yes	1
1970-1968	3.9 Liters 240 CID L6 w/o AC & AT	22F	PC1200MJT		4
1970-1968	3.9 Liters 240 CID L6 AC & AT	24F	34R-PC1500T	Yes	1
1970-1968	3.9 Liters 240 CID L6 Optional	27F	34R-PC1500T	Yes	1
1970-1964	6.4 Liters 390 CID V8 w/o AC & AT	22F	PC1200MJT		4
1970-1964	6.4 Liters 390 CID V8 Optional	27F	34R-PC1500T	Yes	1
1969-1968	5.0 Liters 302 CID V8 w/o AC & AT	22F	PC1200MJT		4
1969-1968	5.0 Liters 302 CID V8 AC & AT	24F	34R-PC1500T	Yes	1
1969-1968	5.0 Liters 302 CID V8 Optional	27F	34R-PC1500T	Yes	1
1968	7.0 Liters 428 CID V8 Optional	27F	34R-PC1500T	Yes	1
1967	6.4 Liters 390 CID V8 w/o AC & AT	24F	34R-PC1500T	Yes	1
1967	5.8 Liters 352 CID V8 w/o AC & AT	24F	34R-PC1500T	Yes	1
1967-1964	5.8 Liters 352 CID V8 w/o AC & AT	22F	PC1200MJT		4
1967-1964	5.8 Liters 352 CID V8 Optional	27F	34R-PC1500T	Yes	1
1967	4.7 Liters 289 CID V8 w/o AC & AT	24F	34R-PC1500T	Yes	1
1967-1964	4.7 Liters 289 CID V8 w/o AC & AT	22F	PC1200MJT		4
1967-1964	4.7 Liters 289 CID V8 Optional	27F	34R-PC1500T	Yes	1
1967-1965	3.9 Liters 240 CID L6 w/o AC & AT	24F	34R-PC1500T	Yes	1
1967	3.3 Liters 200 CID L6 w/o AC & AT	24F	34R-PC1500T	Yes	1
1967-1964	3.3 Liters 200 CID L6 w/o AC & AT	22F	PC1200MJT		4
1967-1964	3.3 Liters 200 CID L6 Optional	27F	34R-PC1500T	Yes	1
1967-1964	2.8 Liters 170 CID L6 w/o AC & AT	22F	PC1200MJT		4
1967-1964	2.8 Liters 170 CID L6 AC & AT	24F	34R-PC1500T	Yes	1
1967-1964	2.8 Liters 170 CID L6 Optional	27F	34R-PC1500T	Yes	1
1966	7.0 Liters 427 CID V8 w/o AC & AT	22F	PC1200MJT		4
1966	7.0 Liters 427 CID V8 AC & AT	24F	34R-PC1500T	Yes	1
1966-1964	7.0 Liters 427 CID V8 Optional	27F	34R-PC1500T	Yes	1
1966-1964	6.4 Liters 390 CID V8 AC & AT	24F	34R-PC1500T	Yes	1
1966-1964	5.8 Liters 352 CID V8 AC & AT	24F	34R-PC1500T	Yes	1

Year, Make & Model	Engine, Liter & Options	BCI Group Size	ODYSSEY® Battery Model	Height Adapter	Notes
<b>Ford Country Sedan (ctd)</b>					
1966-1964	4.7 Liters 289 CID V8 AC & AT	24F	34R-PC1500T	Yes	1
1966-1964	3.3 Liters 200 CID L6 AC & AT	24F	34R-PC1500T	Yes	1
1964	4.3 Liters 260 CID V8 w/o AC & AT	22F	PC1200MJT		4
1964	4.3 Liters 260 CID V8 AC & AT	24F	34R-PC1500T	Yes	1
1964	4.3 Liters 260 CID V8 Optional	27F	34R-PC1500T	Yes	1
1964	3.7 Liters 223 CID L6 w/o AC & AT	22F	PC1200MJT		4
1964	3.7 Liters 223 CID L6 AC & AT	24F	34R-PC1500T	Yes	1
1964	3.7 Liters 223 CID L6 Optional	27F	34R-PC1500T	Yes	1
1963-1962	6.4 Liters 390 CID V8	29NF	PC925MJT		2
1963-1958	5.8 Liters 352 CID V8	29NF	PC925MJT		2
1963	4.7 Liters 289 CID V8	24F	34R-PC1500T	Yes	1
1963	4.3 Liters 260 CID V8	24F	34R-PC1500T	Yes	1
1963-1956	3.7 Liters 223 CID L6	29NF	PC925MJT		2
1963	3.3 Liters 200 CID L6	29NF	PC925MJT		2
1963-1962	2.8 Liters 170 CID L6	29NF	PC925MJT		2
1962	6.4 Liters 390 CID V8 Optional	27F	34R-PC1500T	Yes	1
1962-1958	5.8 Liters 352 CID V8 Optional	27F	34R-PC1500T	Yes	1
1962-1958	4.8 Liters 292 CID V8 Optional	27F	34R-PC1500T	Yes	1
1962-1958	4.8 Liters 292 CID V8	29NF	PC925MJT		2
1962-1958	3.7 Liters 223 CID L6 Optional	27F	34R-PC1500T	Yes	1
1962	2.8 Liters 170 CID L6 Optional	27F	34R-PC1500T	Yes	1
1962	2.4 Liters 144 CID L6	29NF	PC925MJT		2
1962	2.4 Liters 144 CID L6 Optional	27F	34R-PC1500T	Yes	1
1959-1958	5.4 Liters 332 CID V8 Optional	27F	34R-PC1500T	Yes	1
1959-1958	5.4 Liters 332 CID V8	29NF	PC925MJT		2
1957-1956	4.5 Liters 272 CID V8	29NF	PC925MJT		2
1955	4.5 Liters 272 CID V8	2N	N/A		
1955	4.5 Liters 272 CID V8 Optional	3N	N/A		
1955-1954	3.7 Liters 223 CID L6	2N	N/A		
1955-1954	3.7 Liters 223 CID L6 Optional	3N	N/A		
1954	4.2 Liters 256 CID V8	2N	N/A		
1954	4.2 Liters 256 CID V8 Optional	3N	N/A		
1954	3.9 Liters 239 CID V8	2N	N/A		
1954	3.9 Liters 239 CID V8 Optional	3N	N/A		
1953-1950	3.9 Liters 239 CID V8	2L	N/A		
1953	3.7 Liters 225 CID V8	2L	N/A		
1953-1952	3.5 Liters 215 CID L6	2L	N/A		
1951-1950	3.7 Liters 226 CID L6	2L	N/A		
<b>Ford Country Squire</b>					
1991-1988	5.0 Liters 302 CID V8 Optional	65	65-PC1750T		
1991-1988	5.0 Liters 302 CID V8	58	PC1200LMJT		4
1987	5.0 Liters 302 CID V8	63	PC925MJT		2
1987	5.0 Liters 302 CID V8 Optional	64	PC925MJT		2
1974-1972	7.5 Liters 460 CID V8	27F	34R-PC1500T	Yes	1
1974-1972	6.6 Liters 400 CID V8	27F	34R-PC1500T	Yes	1
1974	5.8 Liters 351 CID V8	22F	PC1200MJT		4
1973-1972	5.8 Liters 351 CID V8	24F	34R-PC1500T	Yes	1
1973-1972	7.0 Liters 429 CID V8	27F	34R-PC1500T	Yes	1
1973-1972	5.8 Liters 351 CID V8 Optional	27F	34R-PC1500T	Yes	1
1972	5.0 Liters 302 CID V8	22F	PC1200MJT		4
1972	5.0 Liters 302 CID V8 Optional	27F	34R-PC1500T	Yes	1

1. Installation requires optional height adapter. Additional cable may be required.
2. Installation requires battery to be placed on its side to dimensionally fit. Vehicle battery restraint(s) may require modification.
3. Installation requires reverse mounting orientation for correct terminal polarity
4. Vehicle battery restraint(s) may require modification.
5. Installation requires additional interbattery cables for parallel connections.
6. If vehicle as Intelligent Key option, then use 34R-PC1500T with the optional height adapter. Additional cable may be required.
7. If vehicle as Intelligent key option, then use 35-PC1400T

Year, Make & Model	Engine, Liter & Options	BCI Group Size	ODYSSEY® Battery Model	Height Adapter	Notes
<b>Ford Country Squire (ctd)</b>					
1971-1969	7.0 Liters 429 CID V8	27HF	N/A		
1971	6.6 Liters 400 CID V8	27HF	N/A		
1971	6.4 Liters 390 CID V8	24F	34R-PC1500T	Yes	1
1971	6.4 Liters 390 CID V8 Optional	27HF	N/A		
1971	5.8 Liters 351 CID V8 MT	22HF	PC1200MJT		4
1971	5.8 Liters 351 CID V8 AT	24F	34R-PC1500T	Yes	1
1971	5.8 Liters 351 CID V8 Optional	27HF	N/A		
1971-1970	5.0 Liters 302 CID V8	22HF	PC1200MJT		4
1971	5.0 Liters 302 CID V8 Optional	24F	34R-PC1500T	Yes	1
1970	6.4 Liters 390 CID V8	22HF	PC1200MJT		4
1970	5.8 Liters 351 CID V8	27HF	N/A		
1970-1969	5.0 Liters 302 CID V8 Optional	27HF	N/A		
1969-1968	7.0 Liters 428 CID V8	27HF	N/A		
1969-1968	6.4 Liters 390 CID V8 MT	22HF	PC1200MJT		4
1969-1968	6.4 Liters 390 CID V8 AT	24F	34R-PC1500T	Yes	1
1969-1968	6.4 Liters 390 CID V8 Optional	27HF	N/A		
1969	5.0 Liters 302 CID V8	24F	34R-PC1500T	Yes	1
1968	7.0 Liters 427 CID V8	27F	34R-PC1500T	Yes	1
1968	5.0 Liters 302 CID V8	22HF	PC1200MJT		4
1968	5.0 Liters 302 CID V8 Optional	24F	34R-PC1500T	Yes	1
1967-1965	5.8 Liters 352 CID V8	22F	PC1200MJT		4
	w/o AC & AT				
1967-1965	5.8 Liters 352 CID V8 AC & AT	24F	34R-PC1500T	Yes	1
1967-1965	5.8 Liters 352 CID V8 Optional	27F	34R-PC1500T	Yes	1
1967-1965	4.7 Liters 289 CID V8	22F	PC1200MJT		4
	w/o AC & AT				
1967-1965	4.7 Liters 289 CID V8 AC & AT	24F	34R-PC1500T	Yes	1
1967-1965	4.7 Liters 289 CID V8 Optional	27F	34R-PC1500T	Yes	1
1967-1965	3.9 Liters 240 CID L6	24F	34R-PC1500T	Yes	1
1967-1965	3.3 Liters 200 CID L6	22F	PC1200MJT		4
	w/o AC & AT				
1967-1965	3.3 Liters 200 CID L6 AC & AT	24F	34R-PC1500T	Yes	1
1967-1965	3.3 Liters 200 CID L6 Optional	27F	34R-PC1500T	Yes	1
1967-1965	2.8 Liters 170 CID L6	22F	PC1200MJT		4
	w/o AC & AT				
1967-1965	2.8 Liters 170 CID L6 AC & AT	24F	34R-PC1500T	Yes	1
1967-1965	2.8 Liters 170 CID L6 Optional	27F	34R-PC1500T	Yes	1
1966	7.0 Liters 427 CID V8	22F	PC1200MJT		4
	w/o AC & AT				
1966	7.0 Liters 427 CID V8	24F	34R-PC1500T	Yes	1
	AC & AT				
1966	7.0 Liters 427 CID V8 Optional	27F	34R-PC1500T	Yes	1
1964	7.0 Liters 427 CID V8	27F	34R-PC1500T	Yes	1
1964-1963	4.7 Liters 289 CID V8	24F	34R-PC1500T	Yes	1
1964-1963	4.3 Liters 260 CID V8	24F	34R-PC1500T	Yes	1
1964-1963	3.3 Liters 200 CID L6	29NF	PC925MJT		2
1964-1962	6.4 Liters 390 CID V8	29NF	PC925MJT		2
1964-1962	2.8 Liters 170 CID L6	29NF	PC925MJT		2
1964-1958	5.8 Liters 352 CID V8	29NF	PC925MJT		2
1964-1956	3.7 Liters 223 CID L6	29NF	PC925MJT		2
1962	6.4 Liters 390 CID V8 Optional	27F	34R-PC1500T	Yes	1
1962	5.8 Liters 352 CID V8 Optional	27F	34R-PC1500T	Yes	1
1962-1958	4.8 Liters 292 CID V8	29NF	PC925MJT		2
1962	4.8 Liters 292 CID V8 Optional	27F	34R-PC1500T	Yes	1
1962	3.7 Liters 223 CID L6 Optional	27F	34R-PC1500T	Yes	1
1962	2.8 Liters 170 CID L6 Optional	27F	34R-PC1500T	Yes	1

Year, Make & Model	Engine, Liter & Options	BCI Group Size	ODYSSEY® Battery Model	Height Adapter	Notes
<b>Ford Country Squire (ctd)</b>					
1962	2.4 Liters 144 CID L6 Optional	27F	34R-PC1500T	Yes	1
1962	2.4 Liters 144 CID L6	29NF	PC925MJT		2
1960-1958	5.8 Liters 352 CID V8 Optional	27F	34R-PC1500T	Yes	1
1960-1958	4.8 Liters 292 CID V8 Optional	27F	34R-PC1500T	Yes	1
1960-1958	3.7 Liters 223 CID L6 Optional	27F	34R-PC1500T	Yes	1
1959-1958	5.4 Liters 332 CID V8 Optional	27F	34R-PC1500T	Yes	1
1959-1958	5.4 Liters 332 CID V8	29NF	PC925MJT		2
1957-1956	4.5 Liters 272 CID V8	29NF	PC925MJT		2
1955	4.5 Liters 272 CID V8	2N	N/A		
1955	4.5 Liters 272 CID V8 Optional	3N	N/A		
1955-1954	3.7 Liters 223 CID L6	2N	N/A		
1955-1954	3.7 Liters 223 CID L6 Optional	3N	N/A		
1954	4.2 Liters 256 CID V8	2N	N/A		
1954	4.2 Liters 256 CID V8 Optional	3N	N/A		
1954	3.9 Liters 239 CID V8	2N	N/A		
1954	3.9 Liters 239 CID V8 Optional	3N	N/A		
1953-1952	3.5 Liters 215 CID L6	2L	N/A		
1953-1950	3.9 Liters 239 CID V8	2L	N/A		
1953	3.7 Liters 225 CID V8	2L	N/A		
1951-1950	3.7 Liters 226 CID L6	2L	N/A		
<b>Ford Courier</b>					
1982-1981	2.3 Liters 140 CID L4 Canada & Optional	21	PC1200LMJT		4
1982-1981	2.3 Liters 140 CID L4 U.S.	21	PC1200LMJT		4
1982-1981	2.0 Liters 1989 CC 122 CID L4 Canada & Optional	21	PC1200LMJT		4
1982-1981	2.0 Liters 1989 CC 122 CID L4 U.S.	21	PC1200LMJT		4
1980-1979	2.3 Liters 140 CID L4	21	PC1200LMJT		4
1979	2.0 Liters 1989 CC 122 CID L4	21	PC1200LMJT		4
1979	1.8 Liters 110 CID L4	21	PC1200LMJT		4
1978-1977	2.3 Liters 140 CID L4	24C	N/A		
1978-1973	1.8 Liters 110 CID L4	24C	N/A		
1972	1.8 Liters 110 CID L4	24	34-PC1500T	Yes	1
<b>Ford Courier Sedan Delivery</b>					
1960-1958	3.7 Liters 223 CID L6 Optional	27F	34R-PC1500T	Yes	1
1960-1956	3.7 Liters 223 CID L6	29NF	PC925MJT		2
1958-1957	5.8 Liters 352 CID V8	29NF	PC925MJT		2
1958	5.8 Liters 352 CID V8 Optional	27F	34R-PC1500T	Yes	1
1958-1957	4.8 Liters 292 CID V8	29NF	PC925MJT		2
1958	4.8 Liters 292 CID V8 Optional	27F	34R-PC1500T	Yes	1
1957-1956	4.5 Liters 272 CID V8	29NF	PC925MJT		2
1955-1954	3.7 Liters 223 CID L6	2N	N/A		
1955-1954	3.7 Liters 223 CID L6 Optional	3N	N/A		
1954	3.9 Liters 239 CID V8	2N	N/A		
1954	3.9 Liters 239 CID V8 Optional	3N	N/A		
<b>Ford Crestline</b>					
1954	4.2 Liters 256 CID V8	2N	N/A		
1954	4.2 Liters 256 CID V8 Optional	3N	N/A		
1954	3.9 Liters 239 CID V8	2N	N/A		
1954	3.9 Liters 239 CID V8 Optional	3N	N/A		
1954	3.7 Liters 223 CID L6	2N	N/A		
1954	3.7 Liters 223 CID L6 Optional	3N	N/A		
1953-1950	3.9 Liters 239 CID V8	2L	N/A		
1953	3.7 Liters 225 CID V8	2L	N/A		

1. Installation requires optional height adapter. Additional cable may be required.
2. Installation requires battery to be placed on its side to dimensionally fit. Vehicle battery restraint(s) may require modification.
3. Installation requires reverse mounting orientation for correct terminal polarity
4. Vehicle battery restraint(s) may require modification.
5. Installation requires additional interbattery cables for parallel connections.
6. If vehicle as Intelligent Key option, then use 34R-PC1500T with the optional height adapter. Additional cable may be required.
7. If vehicle as Intelligent key option, then use 35-PC1400T

Year, Make & Model	Engine, Liter & Options	BCI Group Size	ODYSSEY® Battery Model	Height Adapter	Notes
<b>Ford Crown Victoria</b>					
2010	4.6 Liters 281 CID V8	65	65-PC1750T		
2010	4.6 Liters 281 CID V8 Optional	65	65-PC1750T		
2009	4.6 Liters 281 CID V8 Gas	65	65-PC1750T		
2009	4.6 Liters 281 CID V8 Natural Gas	65	65-PC1750T		
2008-2007	4.6 Liters 281 CID V8	65	65-PC1750T		
2006-1998	4.6 Liters 281 CID V8 U.S.	65	65-PC1750T		
2006-1992	4.6 Liters 281 CID V8 Canada & Optional	65	65-PC1750T		
1997	4.6 Liters 281 CID V8 U.S.	59	PC1200LMJT		4
1997-1996	4.6 Liters 281 CID V8 Natural Gas	65	65-PC1750T		
1997	4.6 Liters 281 CID V8 Police Package	65	65-PC1750T		
1996	4.6 Liters 281 CID V8 Early	58	PC1200LMJT		4
1996	4.6 Liters 281 CID V8 Late	59	PC1200LMJT		4
1996-1992	4.6 Liters 281 CID V8 HWS or Police	65	65-PC1750T		
1995-1992	4.6 Liters 281 CID V8 U.S.	58	PC1200LMJT		4
<b>Ford Custom</b>					
1972-1971	7.0 Liters 429 CID V8	24F	34R-PC1500T	Yes	1
1972-1971	6.6 Liters 400 CID V8	24F	34R-PC1500T	Yes	1
1972-1971	5.8 Liters 351 CID V8	24F	34R-PC1500T	Yes	1
1972-1971	5.0 Liters 302 CID V8	24F	34R-PC1500T	Yes	1
1972-1971	3.9 Liters 240 CID L6	24F	34R-PC1500T	Yes	1
1971	6.4 Liters 390 CID V8	24F	34R-PC1500T	Yes	1
1971	3.9 Liters 240 CID L6	22F	PC1200MJT		4
1970-1969	7.0 Liters 429 CID V8	27F	34R-PC1500T	Yes	1
1970-1969	5.8 Liters 351 CID V8	22F	PC1200MJT		4
1970-1969	5.8 Liters 351 CID V8 AC & AT	24F	34R-PC1500T	Yes	1
1970-1969	5.8 Liters 351 CID V8 Optional	27F	34R-PC1500T	Yes	1
1970-1968	7.0 Liters 428 CID V8	27F	34R-PC1500T	Yes	1
1970-1968	6.4 Liters 390 CID V8 w/o AC & AT	22F	PC1200MJT		4
1970-1968	6.4 Liters 390 CID V8 AC & AT	24F	34R-PC1500T	Yes	1
1970-1968	6.4 Liters 390 CID V8 Optional	27F	34R-PC1500T	Yes	1
1970-1968	5.0 Liters 302 CID V8 w/o AC & AT	22F	PC1200MJT		4
1970-1968	5.0 Liters 302 CID V8 AC & AT	24F	34R-PC1500T	Yes	1
1970-1968	5.0 Liters 302 CID V8 Optional	27F	34R-PC1500T	Yes	1
1970-1968	3.9 Liters 240 CID L6 w/o AC & AT	22F	PC1200MJT		4
1970-1968	3.9 Liters 240 CID L6 AC & AT	24F	34R-PC1500T	Yes	1
1970-1968	3.9 Liters 240 CID L6 Optional	27F	34R-PC1500T	Yes	1
1969	5.0 Liters 302 CID V8	22F	PC1200MJT		4
1969-1968	3.9 Liters 240 CID L6	22F	PC1200MJT		4
1967-1966	4.7 Liters 289 CID V8 Optional	27F	34R-PC1500T	Yes	1
1967-1965	6.4 Liters 390 CID V8	22F	PC1200MJT		4
1967-1965	4.7 Liters 289 CID V8 w/o AC & AT	22F	PC1200MJT		4
1967-1965	4.7 Liters 289 CID V8 AC & AT	24F	34R-PC1500T	Yes	1
1966	7.0 Liters 427 CID V8	27F	34R-PC1500T	Yes	1
1966-1965	5.8 Liters 352 CID V8 w/o AC & AT	22F	PC1200MJT		4
1966-1965	5.8 Liters 352 CID V8 AC & AT	24F	34R-PC1500T	Yes	1

Year, Make & Model	Engine, Liter & Options	BCI Group Size	ODYSSEY® Battery Model	Height Adapter	Notes
<b>Ford Custom</b>					
1966	5.8 Liters 352 CID V8 Optional	27F	34R-PC1500T	Yes	1
1964	6.4 Liters 390 CID V8	29NF	PC925MJT		2
1964	5.8 Liters 352 CID V8	29NF	PC925MJT		2
1964	4.3 Liters 260 CID V8	24F	34R-PC1500T	Yes	1
1964	3.7 Liters 223 CID L6	29NF	PC925MJT		2
1957	4.8 Liters 292 CID V8	29NF	PC925MJT		2
1957	4.5 Liters 272 CID V8	29NF	PC925MJT		2
1957	3.7 Liters 223 CID L6	29NF	PC925MJT		2
1952-1950	3.9 Liters 239 CID V8	2L	N/A		
1952	3.5 Liters 215 CID L6	2L	N/A		
1951-1950	3.7 Liters 226 CID L6	2L	N/A		
<b>Ford Custom 300</b>					
1960-1959	5.8 Liters 352 CID V8 Optional	27F	34R-PC1500T	Yes	1
1960-1959	5.8 Liters 352 CID V8	29NF	PC925MJT		2
1959-1958	5.4 Liters 332 CID V8 Optional	27F	34R-PC1500T	Yes	1
1959-1958	5.4 Liters 332 CID V8	29NF	PC925MJT		2
1959-1958	4.8 Liters 292 CID V8 Optional	27F	34R-PC1500T	Yes	1
1959-1958	4.8 Liters 292 CID V8	29NF	PC925MJT		2
1959-1958	3.7 Liters 223 CID L6 Optional	27F	34R-PC1500T	Yes	1
1959-1958	3.7 Liters 223 CID L6	29NF	PC925MJT		2
1958	5.8 Liters 352 CID V8	28N	N/A		
1957	4.8 Liters 292 CID V8	28N	N/A		
1957	4.5 Liters 272 CID V8	28N	N/A		
1957	3.7 Liters 223 CID L6	28N	N/A		
<b>Ford Custom 500</b>					
1977-1975	6.6 Liters 400 CID V8	24F	34R-PC1500T	Yes	1
1977-1973	5.8 Liters 351 CID V8	22F	PC1200MJT		4
1976-1973	7.5 Liters 460 CID V8	27F	34R-PC1500T	Yes	1
1976-1973	6.6 Liters 400 CID V8	27F	34R-PC1500T	Yes	1
1973	7.0 Liters 429 CID V8	27F	34R-PC1500T	Yes	1
1972-1971	7.0 Liters 429 CID V8	24F	34R-PC1500T	Yes	1
1972-1971	6.6 Liters 400 CID V8	24F	34R-PC1500T	Yes	1
1972-1971	5.8 Liters 351 CID V8	24F	34R-PC1500T	Yes	1
1972-1971	5.0 Liters 302 CID V8	24F	34R-PC1500T	Yes	1
1972-1971	3.9 Liters 240 CID L6	24F	34R-PC1500T	Yes	1
1971	6.4 Liters 390 CID V8	24F	34R-PC1500T	Yes	1
1970-1969	7.0 Liters 429 CID V8	27F	34R-PC1500T	Yes	1
1970-1968	7.0 Liters 428 CID V8	27F	34R-PC1500T	Yes	1
1970	6.4 Liters 390 CID V8 AC & AT	24F	34R-PC1500T	Yes	1
1970-1968	6.4 Liters 390 CID V8 w/o AC & AT	22F	PC1200MJT		4
1970-1968	6.4 Liters 390 CID V8 Optional	27F	34R-PC1500T	Yes	1
1970	5.8 Liters 351 CID V8 AC & AT	24F	34R-PC1500T	Yes	1
1970-1969	5.8 Liters 351 CID V8 w/o AC & AT	22F	PC1200MJT		4
1970-1969	5.8 Liters 351 CID V8 Optional	27F	34R-PC1500T	Yes	1
1970	5.0 Liters 302 CID V8 AC & AT	24F	34R-PC1500T	Yes	1
1970-1968	5.0 Liters 302 CID V8 Optional	27F	34R-PC1500T	Yes	1
1970-1968	5.0 Liters 302 CID V8 w/o AC & AT	22F	PC1200MJT		4
1970-1968	3.9 Liters 240 CID L6 w/o AC & AT	22F	PC1200MJT		4
1970-1968	3.9 Liters 240 CID L6 AC & AT	24F	34R-PC1500T	Yes	1
1970	5.8 Liters 351 CID V8 AC & AT	24F	34R-PC1500T	Yes	1
1970-1969	5.8 Liters 351 CID V8 w/o AC & AT	22F	PC1200MJT		4
1970-1969	5.8 Liters 351 CID V8 Optional	27F	34R-PC1500T	Yes	1
1970	5.0 Liters 302 CID V8 AC & AT	24F	34R-PC1500T	Yes	1
1970-1968	5.0 Liters 302 CID V8 Optional	27F	34R-PC1500T	Yes	1
1970-1968	5.0 Liters 302 CID V8 w/o AC & AT	22F	PC1200MJT		4
1970-1968	3.9 Liters 240 CID L6 w/o AC & AT	22F	PC1200MJT		4
1970-1968	3.9 Liters 240 CID L6 AC & AT	24F	34R-PC1500T	Yes	1
1970-1968	3.9 Liters 240 CID L6 Optional	27F	34R-PC1500T	Yes	1
1969	6.4 Liters 390 CID V8 w/o AC & AT	24F	34R-PC1500T	Yes	1

1. Installation requires optional height adapter. Additional cable may be required.
2. Installation requires battery to be placed on its side to dimensionally fit. Vehicle battery restraint(s) may require modification.
3. Installation requires reverse mounting orientation for correct terminal polarity
4. Vehicle battery restraint(s) may require modification.
5. Installation requires additional interbattery cables for parallel connections.
6. If vehicle as Intelligent Key option, then use 34R-PC1500T with the optional height adapter. Additional cable may be required.
7. If vehicle as Intelligent key option, then use 35-PC1400T

Year, Make & Model	Engine, Liter & Options	BCI Group Size	ODYSSEY® Battery Model	Height Adapter	Notes
<b>Ford Custom 500 (ctd)</b>					
1969	5.8 Liters 351 CID V8 w/o AC & AT	24F	34R-PC1500T	Yes	1
1969	5.0 Liters 302 CID V8 w/o AC & AT	24F	34R-PC1500T	Yes	1
1968-1965	7.0 Liters 427 CID V8	27F	34R-PC1500T	Yes	1
1968	6.4 Liters 390 CID V8 AC & AT	24F	34R-PC1500T	Yes	1
1968	5.0 Liters 302 CID V8 AC & AT	24F	34R-PC1500T	Yes	1
1968	4.7 Liters 289 CID V8 w/o AC & AT	22F	PC1200MJT		4
1968	4.7 Liters 289 CID V8 AC & AT	24F	34R-PC1500T	Yes	1
1968	4.7 Liters 289 CID V8 Optional	27F	34R-PC1500T	Yes	1
1967-1966	6.4 Liters 390 CID V8	22F	PC1200MJT		4
1967-1966	6.4 Liters 390 CID V8 AC or Optional	24F	34R-PC1500T	Yes	1
1967-1965	3.9 Liters 240 CID L6	22F	PC1200MJT		4
1967-1965	3.9 Liters 240 CID L6 AC or Optional	24F	34R-PC1500T	Yes	1
1967-1964	4.7 Liters 289 CID V8	22F	PC1200MJT		4
1967-1964	4.7 Liters 289 CID V8 AC or Optional	24F	34R-PC1500T	Yes	1
1966-1964	5.8 Liters 352 CID V8	22F	PC1200MJT		4
1966-1964	5.8 Liters 352 CID V8 AC or Optional	24F	34R-PC1500T	Yes	1
1964	6.4 Liters 390 CID V8 AC or Optional	27F	34R-PC1500T	Yes	1
1964	6.4 Liters 390 CID V8	29NF	PC925MJT		2
1964	4.3 Liters 260 CID V8	22F	PC1200MJT		4
1964	4.3 Liters 260 CID V8 AC or Optional	24F	34R-PC1500T	Yes	1
1949	3.9 Liters 239 CID V8	2L	N/A		
1949	3.7 Liters 226 CID L6	2L	N/A		
<b>Ford Customline</b>					
1956	4.5 Liters 272 CID V8	29NF	PC925MJT		2
1956	3.7 Liters 223 CID L6	29NF	PC925MJT		2
1955	4.5 Liters 272 CID V8	2N	N/A		
1955	4.5 Liters 272 CID V8	3N	N/A		
1955	3.7 Liters 223 CID L6	3N	N/A		
1955-1954	3.7 Liters 223 CID L6	2N	N/A		
1954	4.2 Liters 256 CID V8	2N	N/A		
1954	4.2 Liters 256 CID V8 Optional	3N	N/A		
1954	3.9 Liters 239 CID V8	2N	N/A		
1954	3.9 Liters 239 CID V8 Optional	3N	N/A		
1954	3.7 Liters 223 CID L6 Optional	3N	N/A		
1953-1952	3.9 Liters 239 CID V8	2L	N/A		
1953	3.7 Liters 225 CID V8	2L	N/A		
1953-1952	3.5 Liters 215 CID L6	2L	N/A		
<b>Ford Del Rio Wagon</b>					
1958	5.8 Liters 352 CID V8 Optional	27F	34R-PC1500T	Yes	1
1958	5.8 Liters 352 CID V8	29NF	PC925MJT		2
1958	5.4 Liters 332 CID V8 Optional	27F	34R-PC1500T	Yes	1
1958	5.4 Liters 332 CID V8	29NF	PC925MJT		2
1958-1957	4.8 Liters 292 CID V8	29NF	PC925MJT		2
1958	4.8 Liters 292 CID V8 Optional	27F	34R-PC1500T	Yes	1
1958-1957	3.7 Liters 223 CID L6	29NF	PC925MJT		2
1958	3.7 Liters 223 CID L6 Optional	27F	34R-PC1500T	Yes	1

Year, Make & Model	Engine, Liter & Options	BCI Group Size	ODYSSEY® Battery Model	Height Adapter	Notes
<b>Ford Del Rio Wagon (ctd)</b>					
1957	5.1 Liters 312 CID V8	29NF	PC925MJT		2
1957	4.5 Liters 272 CID V8	29NF	PC925MJT		2
<b>Ford Deluxe</b>					
1951-1946	3.9 Liters 239 CID V8	2L	N/A		
1951-1946	3.7 Liters 226 CID L6	2L	N/A		
<b>Ford E-100 Econoline</b>					
1983-1980	5.8 Liters 351 CID V8 MT	61	PC925MJT		2
1983-1980	5.0 Liters 302 CID V8 MT	61	PC925MJT		2
1983-1980	4.9 Liters 300 CID L6 MT	61	PC925MJT		2
1982	4.9 Liters 300 CID L6	61	PC925MJT		2
1979-1978	5.8 Liters 351 CID V8	22F	PC1200MJT		4
1979	5.0 Liters 302 CID V8	24F	34R-PC1500T	Yes	1
1979-1978	4.9 Liters 300 CID L6	22F	PC1200MJT		4
1978	7.5 Liters 460 CID V8	22F	PC1200MJT		4
1977-1975	5.8 Liters 351 CID V8 MT	22F	PC1200MJT		4
1977-1972	4.9 Liters 300 CID L6 MT	22F	PC1200MJT		4
1975-1968	5.0 Liters 302 CID V8	22F	PC1200MJT		4
1974-1968	3.9 Liters 240 CID L6 MT	22F	PC1200MJT		4
1971	2.8 Liters 170 CID L6	22F	PC1200MJT		4
1970-1968	2.8 Liters 170 CID L6 MT	22F	PC1200MJT		4
<b>Ford E-100 Econoline Club Wagon</b>					
1983	5.8 Liters 351 CID V8	61	PC925MJT		2
1983	5.8 Liters 351 CID V8 Optional	24F	34R-PC1500T	Yes	1
1983	5.0 Liters 302 CID V8	61	PC925MJT		2
1983	5.0 Liters 302 CID V8 Optional	24F	34R-PC1500T	Yes	1
1983	4.9 Liters 300 CID L6	61	PC925MJT		2
1983	4.9 Liters 300 CID L6 Optional	24F	34R-PC1500T	Yes	1
1982-1980	5.8 Liters 351 CID V8 MT	61	PC925MJT		2
1982-1980	5.0 Liters 302 CID V8 MT	61	PC925MJT		2
1982-1980	4.9 Liters 300 CID L6 MT	61	PC925MJT		2
1979-1978	5.8 Liters 351 CID V8	22F	PC1200MJT		4
1979	5.0 Liters 302 CID V8	24F	34R-PC1500T	Yes	1
1979-1978	4.9 Liters 300 CID L6	22F	PC1200MJT		4
1977-1975	5.8 Liters 351 CID V8 MT	22F	PC1200MJT		4
1977-1975	4.9 Liters 300 CID L6 MT	22F	PC1200MJT		4
<b>Ford E-150</b>					
2010	5.4 Liters 330 CID V8	65	65-PC1750T		
2010-2009	5.4 Liters 330 CID V8 Auxiliary	65	65-PC1750T		
2010	4.6 Liters 281 CID V8	65	65-PC1750T		
2010-2009	4.6 Liters 281 CID V8 Auxiliary	65	65-PC1750T		
2009	5.4 Liters 330 CID V8 Primary Battery	65	65-PC1750T		
2009	4.6 Liters 281 CID V8 Primary Battery	65	65-PC1750T		
2008	5.4 Liters 330 CID V8	65	65-PC1750T		
2008	4.6 Liters 281 CID V8	65	65-PC1750T		
2007	5.4 Liters 330 CID V8	59	PC1200LMJT		4
2007	4.6 Liters 281 CID V8	59	PC1200LMJT		4
2006-2003	5.4 Liters 330 CID V8 Primary Battery	65	65-PC1750T		
2006-2003	5.4 Liters 330 CID V8 Auxiliary	65	65-PC1750T		
2006-2003	4.6 Liters 281 CID V8 Primary Battery	65	65-PC1750T		

1. Installation requires optional height adapter. Additional cable may be required.
2. Installation requires battery to be placed on its side to dimensionally fit. Vehicle battery restraint(s) may require modification.
3. Installation requires reverse mounting orientation for correct terminal polarity
4. Vehicle battery restraint(s) may require modification.
5. Installation requires additional interbattery cables for parallel connections.
6. If vehicle as Intelligent Key option, then use 34R-PC1500T with the optional height adapter. Additional cable may be required.
7. If vehicle as Intelligent key option, then use 35-PC1400T



Year, Make & Model	Engine, Liter & Options	BCI Group Size	ODYSSEY® Battery Model	Height Adapter	Notes
<b>Ford E-150 (ctd)</b>					
2006-2003	4.6 Liters 281 CID V8 Auxiliary	65	65-PC1750T		
2003	4.2 Liters 256 CID V6 Primary Battery	65	65-PC1750T		
2003	4.2 Liters 256 CID V6 Auxiliary	65	65-PC1750T		
<b>Ford E-150 Club Wagon</b>					
2005-2003	5.4 Liters 330 CID V8 Primary Battery	65	65-PC1750T		
2005-2003	5.4 Liters 330 CID V8 Auxiliary	65	65-PC1750T		
2005-2003	4.6 Liters 281 CID V8	65	65-PC1750T		
2003	4.2 Liters 256 CID V6	65	65-PC1750T		
<b>Ford E-150 Econoline</b>					
2002-1997	5.4 Liters 330 CID V8 Primary Battery	65	65-PC1750T		
2002-1997	5.4 Liters 330 CID V8 Auxiliary	65	65-PC1750T		
2002-1997	4.6 Liters 281 CID V8 Primary Battery	65	65-PC1750T		
2002-1997	4.6 Liters 281 CID V8 Auxiliary	65	65-PC1750T		
2002-1997	4.2 Liters 256 CID V6 Primary Battery	65	65-PC1750T		
2002-1997	4.2 Liters 256 CID V6 Auxiliary	65	65-PC1750T		
2000-1997	5.4 Liters 330 CID V8 Optional	65	65-PC1750T		
2000-1997	4.6 Liters 281 CID V8 Optional	65	65-PC1750T		
2000-1997	4.2 Liters 256 CID V6 Optional	65	65-PC1750T		
1996-1992	5.8 Liters 351 CID V8 Auxiliary	50	PC925LMJT		2
1996-1992	5.8 Liters 351 CID V8 Primary Battery	65	65-PC1750T		
1996-1992	5.8 Liters 351 CID V8 Optional	65	65-PC1750T		
1996-1992	5.0 Liters 302 CID V8 Primary Battery	65	65-PC1750T		
1996-1992	5.0 Liters 302 CID V8 Optional	65	65-PC1750T		
1996-1992	5.0 Liters 302 CID V8 Auxiliary	50	PC925LMJT		2
1996-1993	4.9 Liters 300 CID L6 Primary Battery	65	65-PC1750T		
1996-1992	4.9 Liters 300 CID L6 Optional	65	65-PC1750T		
1996	4.9 Liters 300 CID L6 Auxiliary	50	PC925LMJT		2
1995-1992	4.9 Liters 300 CID L6 Auxiliary	50	PC925LMJT		2
1992	4.9 Liters 300 CID L6 Gas	65	65-PC1750T		
1991	5.8 Liters 351 CID V8 Primary Battery	64	PC925MJT		2
1991-1988	5.8 Liters 351 CID V8 Auxiliary	24F	34R-PC1500T	Yes	1
1991	5.0 Liters 302 CID V8 Primary Battery	64	PC925MJT		2
1991-1988	5.0 Liters 302 CID V8 Auxiliary	24F	34R-PC1500T	Yes	1
1991	4.9 Liters 300 CID L6 Primary Battery	64	PC925MJT		2
1991-1988	4.9 Liters 300 CID L6 Auxiliary	24F	34R-PC1500T	Yes	1
1990-1988	5.8 Liters 351 CID V8 Gas	64	PC925MJT		2

Year, Make & Model	Engine, Liter & Options	BCI Group Size	ODYSSEY® Battery Model	Height Adapter	Notes
<b>Ford E-150 Econoline (ctd)</b>					
1990-1988	5.0 Liters 302 CID V8 Gas	64	PC925MJT		2
1990-1988	4.9 Liters 300 CID L6 Gas	64	PC925MJT		2
1987-1986	5.8 Liters 351 CID V8 Pass. Vans, Gas	64	PC925MJT		2
1987-1986	5.8 Liters 351 CID V8 Comm. Vans, Auxiliary	24F	34R-PC1500T	Yes	1
1987	5.8 Liters 351 CID V8 Comm. Vans, Gas	64	PC925MJT		2
1987-1986	5.0 Liters 302 CID V8 Pass. Vans, Gas	64	PC925MJT		2
1987-1986	5.0 Liters 302 CID V8 Comm. Vans, Auxiliary	24F	34R-PC1500T	Yes	1
1987	5.0 Liters 302 CID V8 Comm. Vans, Gas	64	PC925MJT		2
1987-1986	4.9 Liters 300 CID L6 Pass. Vans, Gas	64	PC925MJT		2
1987-1986	4.9 Liters 300 CID L6 Comm. Vans, Auxiliary	24F	34R-PC1500T	Yes	1
1987	4.9 Liters 300 CID L6 Comm. Vans, Gas	64	PC925MJT		2
1986-1985	5.8 Liters 351 CID V8 Comm. Vans	63	PC925MJT		2
1986-1985	5.8 Liters 351 CID V8 Comm. Van, Opt.	64	PC925MJT		2
1986	5.0 Liters 302 CID V8 Comm. Vans	63	PC925MJT		2
1986	5.0 Liters 302 CID V8 Comm. Van, Opt.	64	PC925MJT		2
1986	4.9 Liters 300 CID L6 Comm. Vans	62	PC925MJT		2
1985	5.0 Liters 302 CID V8 Comm. Vans	62	PC925MJT		2
1985-1983	4.9 Liters 300 CID L6	62	PC925MJT		2
1985	4.9 Liters 300 CID L6 Optional	64	PC925MJT		2
1984	6.9 Liters 420 CID V8 Diesel	27	34-PC1500T	Yes	1
1984	5.8 Liters 351 CID V8	63	PC925MJT		2
1984-1980	5.0 Liters 302 CID V8 MT	61	PC925MJT		2
1984	5.0 Liters 302 CID V8 AC or AT	62	PC925MJT		2
1984	4.9 Liters 300 CID L6	61	PC925MJT		2
1984	4.9 Liters 300 CID L6 w/AT or AC	62	PC925MJT		2
1983-1980	5.8 Liters 351 CID V8 MT	61	PC925MJT		2
1983-1980	4.9 Liters 300 CID L6 MT	61	PC925MJT		2
1982	4.9 Liters 300 CID L6	61	PC925MJT		2
1980-1978	7.5 Liters 460 CID V8	24F	34R-PC1500T	Yes	1
1979-1978	5.8 Liters 351 CID V8	22F	PC1200MJT		4
1979	5.0 Liters 302 CID V8	22F	PC1200MJT		4
1979-1978	4.9 Liters 300 CID L6	22F	PC1200MJT		4
1977-1976	7.5 Liters 460 CID V8 MT	22F	PC1200MJT		4
1977-1975	5.8 Liters 351 CID V8 MT	22F	PC1200MJT		4
1977-1975	4.9 Liters 300 CID L6 MT	22F	PC1200MJT		4
1975	5.0 Liters 302 CID V8 MT	22F	PC1200MJT		4
<b>Ford E-150 Econoline Club Wagon</b>					
2002-1999	4.2 Liters 256 CID V6	65	65-PC1750T		
2002-1997	5.4 Liters 330 CID V8 Primary Battery	65	65-PC1750T		

1. Installation requires optional height adapter. Additional cable may be required.
2. Installation requires battery to be placed on its side to dimensionally fit. Vehicle battery restraint(s) may require modification.
3. Installation requires reverse mounting orientation for correct terminal polarity
4. Vehicle battery restraint(s) may require modification.
5. Installation requires additional interbattery cables for parallel connections.
6. If vehicle as Intelligent Key option, then use 34R-PC1500T with the optional height adapter. Additional cable may be required.
7. If vehicle as Intelligent key option, then use 35-PC1400T

Year, Make & Model	Engine, Liter & Options	BCI Group Size	ODYSSEY® Battery Model	Height Adapter	Notes
<b>Ford E-150 Econoline Club Wagon (ctd)</b>					
2002-1997	5.4 Liters 330 CID V8 Auxiliary	65	65-PC1750T		
2002-1997	5.4 Liters 330 CID V8 Optional	65	65-PC1750T		
2002-1997	4.6 Liters 281 CID V8 Primary Battery	65	65-PC1750T		
2002-1997	4.6 Liters 281 CID V8 Auxiliary	65	65-PC1750T		
2002-1997	4.6 Liters 281 CID V8 Optional	65	65-PC1750T		
2002-1997	4.2 Liters 256 CID V6 Optional	65	65-PC1750T		
1998-1997	4.2 Liters 256 CID V6 Primary Battery	65	65-PC1750T		
1998-1997	4.2 Liters 256 CID V6 Auxiliary	65	65-PC1750T		
1996-1992	5.8 Liters 351 CID V8 Auxiliary	50	PC925LMJT		2
1996-1992	5.8 Liters 351 CID V8 Primary Battery	65	65-PC1750T		
1996-1992	5.8 Liters 351 CID V8 Optional	65	65-PC1750T		
1996-1992	5.0 Liters 302 CID V8 Auxiliary	50	PC925LMJT		2
1996-1992	5.0 Liters 302 CID V8 Primary Battery	65	65-PC1750T		
1996-1992	5.0 Liters 302 CID V8 Optional	65	65-PC1750T		
1996-1992	4.9 Liters 300 CID L6 Auxiliary	50	PC925LMJT		2
1996-1992	4.9 Liters 300 CID L6 Optional	65	65-PC1750T		
1996-1992	4.9 Liters 300 CID L6 Primary Battery	65	65-PC1750T		
1991	5.8 Liters 351 CID V8 Primary Battery	64	PC925MJT		2
1991-1988	5.8 Liters 351 CID V8 Auxiliary	24F	34R-PC1500T	Yes	1
1991	5.0 Liters 302 CID V8 Primary Battery	64	PC925MJT		2
1991-1988	5.0 Liters 302 CID V8 Auxiliary	24F	34R-PC1500T	Yes	1
1991	4.9 Liters 300 CID L6 Primary Battery	64	PC925MJT	Yes	1
1991-1988	4.9 Liters 300 CID L6 Auxiliary	24F	34R-PC1500T	Yes	1
1990-1988	5.8 Liters 351 CID V8 Gas	64	PC925MJT		2
1990-1988	5.0 Liters 302 CID V8 Gas	64	PC925MJT		2
1990-1988	4.9 Liters 300 CID L6 Gas	64	PC925MJT		2
1987-1986	5.8 Liters 351 CID V8 Pass. Vans, Gas	64	PC925MJT		2
1987-1986	5.8 Liters 351 CID V8 Comm. Vans, Auxiliary	24F	34R-PC1500T	Yes	1
1987	5.8 Liters 351 CID V8 Comm. Vans, Gas	64	PC925MJT		2
1987-1986	5.0 Liters 302 CID V8 Pass. Vans, Gas	64	PC925MJT		2
1987-1986	5.0 Liters 302 CID V8 Comm. Vans, Auxiliary	24F	34R-PC1500T	Yes	1
1987	5.0 Liters 302 CID V8 Comm. Vans, Gas	64	PC925MJT		2
1987-1986	4.9 Liters 300 CID L6 Pass. Vans, Gas	64	PC925MJT		2
1987-1986	4.9 Liters 300 CID L6 Comm. Vans, Auxiliary	24F	34R-PC1500T	Yes	1
1987	4.9 Liters 300 CID L6 Comm. Vans, Gas	64	PC925MJT		2

Year, Make & Model	Engine, Liter & Options	BCI Group Size	ODYSSEY® Battery Model	Height Adapter	Notes
<b>Ford E-150 Econoline Club Wagon (ctd)</b>					
1986-1985	5.8 Liters 351 CID V8 Comm. Vans	63	PC925MJT		2
1986-1985	5.8 Liters 351 CID V8 Comm. Van, Opt.	64	PC925MJT		2
1986	5.0 Liters 302 CID V8 Comm. Vans	63	PC925MJT		2
1986	5.0 Liters 302 CID V8 Comm. Van, Opt.	64	PC925MJT		2
1986-1985	4.9 Liters 300 CID L6 Comm. Vans	62	PC925MJT		2
1985	5.0 Liters 302 CID V8 Comm. Vans	62	PC925MJT		2
1985	4.9 Liters 300 CID L6 Optional	64	PC925MJT		2
1984	5.8 Liters 351 CID V8	63	PC925MJT		2
1984-1980	5.0 Liters 302 CID V8 MT	61	PC925MJT		2
1984	5.0 Liters 302 CID V8 AC or AT	62	PC925MJT		2
1984	4.9 Liters 300 CID L6	61	PC925MJT		2
1983-1980	5.8 Liters 351 CID V8 MT	61	PC925MJT		2
1983-1980	4.9 Liters 300 CID L6 MT	61	PC925MJT		2
1979	7.5 Liters 460 CID V8	24F	34R-PC1500T	Yes	1
1979-1978	5.8 Liters 351 CID V8	22F	PC1200MJT		4
1979	5.0 Liters 302 CID V8	22F	PC1200MJT		4
1979-1978	4.9 Liters 300 CID L6	22F	PC1200MJT		4
1977	7.5 Liters 460 CID V8 MT	22F	PC1200MJT		4
1977-1975	5.8 Liters 351 CID V8 MT	22F	PC1200MJT		4
1977-1975	4.9 Liters 300 CID L6 MT	22F	PC1200MJT		4
1976	7.5 Liters 460 CID V8	24F	34R-PC1500T	Yes	1
<b>Ford E-200 Econoline</b>					
1974-1972	4.9 Liters 300 CID L6 MT	22F	PC1200MJT		4
1974-1968	5.0 Liters 302 CID V8 MT	22F	PC1200MJT		4
1974-1968	3.9 Liters 240 CID L6 MT	22F	PC1200MJT		4
1971	2.8 Liters 170 CID L6	22F	PC1200MJT		4
1970-1968	2.8 Liters 170 CID L6 MT	22F	PC1200MJT		4
<b>Ford E-250</b>					
2010-2009	5.4 Liters 330 CID V8 Primary Battery	65	65-PC1750T		
2010-2009	5.4 Liters 330 CID V8 Auxiliary	65	65-PC1750T		
2010-2009	4.6 Liters 281 CID V8 Primary Battery	65	65-PC1750T		
2010-2009	4.6 Liters 281 CID V8 Auxiliary	65	65-PC1750T		
2008-2007	5.4 Liters 330 CID V8	65	65-PC1750T		
2008-2007	4.6 Liters 281 CID V8	65	65-PC1750T		
2006-2003	5.4 Liters 330 CID V8 Primary Battery	65	65-PC1750T		
2006-2003	5.4 Liters 330 CID V8 Auxiliary	65	65-PC1750T		
2006-2003	4.6 Liters 281 CID V8 Primary Battery	65	65-PC1750T		
2006-2003	4.6 Liters 281 CID V8 Auxiliary	65	65-PC1750T		
2003	4.2 Liters 256 CID V6 Primary Battery	65	65-PC1750T		
2003	4.2 Liters 256 CID V6 Auxiliary	65	65-PC1750T		

1. Installation requires optional height adapter. Additional cable may be required.
2. Installation requires battery to be placed on its side to dimensionally fit. Vehicle battery restraint(s) may require modification.
3. Installation requires reverse mounting orientation for correct terminal polarity
4. Vehicle battery restraint(s) may require modification.
5. Installation requires additional interbattery cables for parallel connections.
6. If vehicle as Intelligent Key option, then use 34R-PC1500T with the optional height adapter. Additional cable may be required.
7. If vehicle as Intelligent key option, then use 35-PC1400T

Year, Make & Model	Engine, Liter & Options	BCI Group Size	ODYSSEY® Battery Model	Height Adapter	Notes
<b>Ford E-250 Econoline</b>					
2002-1997	5.4 Liters 330 CID V8 Primary Battery	65	65-PC1750T		
2002-1997	5.4 Liters 330 CID V8 Auxiliary	65	65-PC1750T		
2002-1997	4.2 Liters 256 CID V6 Primary Battery	65	65-PC1750T		
2002-1997	4.2 Liters 256 CID V6 Auxiliary	65	65-PC1750T		
2000-1997	5.4 Liters 330 CID V8 Optional	65	65-PC1750T		
2000-1997	4.2 Liters 256 CID V6 Optional	65	65-PC1750T		
1997	4.6 Liters 281 CID V8 Primary Battery	65	65-PC1750T		
1997	4.6 Liters 281 CID V8 Auxiliary	65	65-PC1750T		
1997	4.6 Liters 281 CID V8 Optional	65	65-PC1750T		
1996-1992	5.8 Liters 351 CID V8 Auxiliary	50	PC925LMJT		2
1996-1992	5.8 Liters 351 CID V8 Primary Battery	65	65-PC1750T		
1996-1992	5.8 Liters 351 CID V8 Optional	65	65-PC1750T		
1996-1992	4.9 Liters 300 CID L6 Auxiliary	50	PC925LMJT		2
1996-1992	4.9 Liters 300 CID L6 Primary Battery	65	65-PC1750T		
1996-1992	4.9 Liters 300 CID L6 Optional	65	65-PC1750T		
1991	5.8 Liters 351 CID V8 Primary Battery	64	PC925MJT		2
1991-1988	5.8 Liters 351 CID V8 Auxiliary	24F	34R-PC1500T	Yes	1
1991	5.0 Liters 302 CID V8 Primary Battery	64	PC925MJT		2
1991-1988	5.0 Liters 302 CID V8 Auxiliary	24F	34R-PC1500T	Yes	1
1991	4.9 Liters 300 CID L6 Primary Battery	64	PC925MJT		2
1991-1988	4.9 Liters 300 CID L6 Auxiliary	24F	34R-PC1500T	Yes	1
1990-1988	5.8 Liters 351 CID V8 Gas	64	PC925MJT		2
1990-1988	5.0 Liters 302 CID V8 Gas	64	PC925MJT		2
1990-1988	4.9 Liters 300 CID L6 Gas	64	PC925MJT		2
1987-1986	5.8 Liters 351 CID V8 Pass. Vans, Gas	64	PC925MJT		2
1987-1986	5.8 Liters 351 CID V8 Comm. Vans, Auxiliary	24F	34R-PC1500T	Yes	1
1987	5.8 Liters 351 CID V8 Comm. Vans, Gas	64	PC925MJT		2
1987-1986	5.0 Liters 302 CID V8 Pass. Vans, Gas	64	PC925MJT		2
1987-1986	5.0 Liters 302 CID V8 Comm. Vans, Auxiliary	24F	34R-PC1500T	Yes	1
1987	5.0 Liters 302 CID V8 Comm. Vans, Gas	64	PC925MJT		2
1987-1986	4.9 Liters 300 CID L6 Pass. Vans, Gas	64	PC925MJT		2
1987-1986	4.9 Liters 300 CID L6 Comm. Vans, Auxiliary	24F	34R-PC1500T	Yes	1
1987	4.9 Liters 300 CID L6 Comm. Vans, Gas	64	PC925MJT		2
1986-1985	5.8 Liters 351 CID V8 Comm. Vans	63	PC925MJT		2

Year, Make & Model	Engine, Liter & Options	BCI Group Size	ODYSSEY® Battery Model	Height Adapter	Notes
<b>Ford E-250 Econoline (ctd)</b>					
1986-1985	5.8 Liters 351 CID V8 Comm. Van, Opt.	64	PC925MJT		2
1986	5.0 Liters 302 CID V8 Comm. Vans	63	PC925MJT		2
1986	5.0 Liters 302 CID V8 Comm. Van, Opt.	64	PC925MJT		2
1986-1985	4.9 Liters 300 CID L6 Comm. Vans	62	PC925MJT		2
1985	5.0 Liters 302 CID V8 Comm. Vans	62	PC925MJT	Yes	1
1985-1983	4.9 Liters 300 CID L6	62	PC925MJT		2
1985	4.9 Liters 300 CID L6 Optional	64	PC925MJT		2
1984	5.8 Liters 351 CID V8	63	PC925MJT		2
1984-1980	5.0 Liters 302 CID V8 MT	61	PC925MJT		2
1984	5.0 Liters 302 CID V8 AC or AT	62	PC925MJT		2
1984	4.9 Liters 300 CID L6	61	PC925MJT		2
1984	4.9 Liters 300 CID L6 w/AT or AC	62	PC925MJT		2
1983-1980	5.8 Liters 351 CID V8 MT	61	PC925MJT		2
1983-1980	4.9 Liters 300 CID L6 MT	61	PC925MJT		2
1982	4.9 Liters 300 CID L6	61	PC925MJT		2
1980-1978	7.5 Liters 460 CID V8	24F	34R-PC1500T	Yes	1
1980	6.6 Liters 400 CID V8	63	PC925MJT		2
1979-1978	5.8 Liters 351 CID V8	22F	PC1200MJT		4
1979	5.0 Liters 302 CID V8	22F	PC1200MJT		4
1979-1978	4.9 Liters 300 CID L6	22F	PC1200MJT		4
1977-1975	7.5 Liters 460 CID V8 MT	22F	PC1200MJT		4
1977-1975	5.8 Liters 351 CID V8 MT	22F	PC1200MJT		4
1977-1975	4.9 Liters 300 CID L6 MT	22F	PC1200MJT		4
1975	5.0 Liters 302 CID V8 MT	22F	PC1200MJT		4
<b>Ford E-250 Econoline Club Wagon</b>					
1991	7.5 Liters 460 CID V8 Primary Battery	64	PC925MJT		2
1991-1988	7.5 Liters 460 CID V8 Auxiliary	24F	34R-PC1500T	Yes	1
1991-1988	7.3 Liters 445 CID V8 Diesel	27	34-PC1500T	Yes	1
1991	5.8 Liters 351 CID V8 Primary Battery	64	PC925MJT		2
1991-1988	5.8 Liters 351 CID V8 Auxiliary	24F	34R-PC1500T	Yes	1
1991	4.9 Liters 300 CID L6 Primary Battery	64	PC925MJT		2
1991-1988	4.9 Liters 300 CID L6 Auxiliary	24F	34R-PC1500T	Yes	1
1990-1988	7.5 Liters 460 CID V8 Gas	64	PC925MJT		2
1990-1988	5.8 Liters 351 CID V8 Gas	64	PC925MJT		2
1990-1988	4.9 Liters 300 CID L6 Gas	64	PC925MJT		2
1987-1986	7.5 Liters 460 CID V8 Pass. Vans, Gas	64	PC925MJT		2
1987-1985	7.5 Liters 460 CID V8 Comm. Vans, Auxiliary	24F	34R-PC1500T	Yes	1
1987	7.5 Liters 460 CID V8 Comm. Vans, Gas	64	PC925MJT		2
1987-1985	6.9 Liters 420 CID V8 Diesel, Comm. Vans	27	34-PC1500T	Yes	1

1. Installation requires optional height adapter. Additional cable may be required.
2. Installation requires battery to be placed on its side to dimensionally fit. Vehicle battery restraint(s) may require modification.
3. Installation requires reverse mounting orientation for correct terminal polarity
4. Vehicle battery restraint(s) may require modification.
5. Installation requires additional interbattery cables for parallel connections.
6. If vehicle as Intelligent Key option, then use 34R-PC1500T with the optional height adapter. Additional cable may be required.
7. If vehicle as Intelligent key option, then use 35-PC1400T

Year, Make & Model	Engine, Liter & Options	BCI Group Size	ODYSSEY® Battery Model	Height Adapter	Notes
<b>Ford E-250 Econoline Club Wagon (ctd)</b>					
1987-1985	6.9 Liters 420 CID V8 Diesel, Pass. Vans	27	34-PC1500T	Yes	1
1987-1986	5.8 Liters 351 CID V8 Pass. Vans, Gas	64	PC925MJT		2
1987-1986	5.8 Liters 351 CID V8 Comm. Vans, Auxiliary	24F	34R-PC1500T	Yes	1
1987	5.8 Liters 351 CID V8 Comm. Vans, Gas	64	PC925MJT		2
1987-1986	4.9 Liters 300 CID L6 Pass. Vans, Gas	64	PC925MJT		2
1987-1986	4.9 Liters 300 CID L6 Comm. Vans, Auxiliary	24F	34R-PC1500T	Yes	1
1987	4.9 Liters 300 CID L6 Comm. Vans, Gas	64	PC925MJT		2
1986-1985	7.5 Liters 460 CID V8 Comm. Vans	64	PC925MJT		2
1986-1985	5.8 Liters 351 CID V8 Comm. Vans	63	PC925MJT		2
1986-1985	5.8 Liters 351 CID V8 Comm. Van, Opt.	64	PC925MJT		2
1986-1985	4.9 Liters 300 CID L6 Comm. Vans	62	PC925MJT		2
1985	4.9 Liters 300 CID L6	62	PC925MJT		2
1985	4.9 Liters 300 CID L6 Optional	64	PC925MJT		2
1984-1981	7.5 Liters 460 CID V8 MT	62	PC925MJT		2
1984	7.5 Liters 460 CID V8 AC or AT	64	PC925MJT		2
1984-1981	7.5 Liters 460 CID V8 Auxiliary	24F	34R-PC1500T	Yes	1
1984-1983	6.9 Liters 420 CID V8 Diesel	27	34-PC1500T	Yes	1
1984	5.8 Liters 351 CID V8	63	PC925MJT		2
1984	4.9 Liters 300 CID L6	61	PC925MJT		2
1983-1981	7.5 Liters 460 CID V8	64	PC925MJT		2
1983-1980	5.8 Liters 351 CID V8 MT	61	PC925MJT		2
1983	4.9 Liters 300 CID L6 MT	61	PC925MJT		2
1982-1980	6.6 Liters 400 CID V8	63	PC925MJT		2
1980	7.5 Liters 460 CID V8	63	PC925MJT		2
1980	5.0 Liters 302 CID V8 MT	61	PC925MJT		2
1980	4.9 Liters 300 CID L6 MT	61	PC925MJT		2
1979-1978	5.8 Liters 351 CID V8	22F	PC1200MJT		4
1979	5.0 Liters 302 CID V8	24F	34R-PC1500T	Yes	1
1979-1978	4.9 Liters 300 CID L6	22F	PC1200MJT		4
1979-1975	7.5 Liters 460 CID V8	24F	34R-PC1500T	Yes	1
1977-1975	5.8 Liters 351 CID V8 MT	22F	PC1200MJT		4
1977	4.9 Liters 300 CID L6 MT	22F	PC1200MJT		4
<b>Ford E-250 Super Duty</b>					
2005-2004	5.4 Liters 330 CID V8 Primary Battery	65	65-PC1750T		
2005-2004	5.4 Liters 330 CID V8 Auxiliary	65	65-PC1750T		
<b>Ford E-300 Econoline</b>					
1974-1972	4.9 Liters 300 CID L6 MT	22F	PC1200MJT		4
1974-1968	5.0 Liters 302 CID V8 MT	22F	PC1200MJT		4
1974-1968	3.9 Liters 240 CID L6 MT	22F	PC1200MJT		4
1970-1969	2.8 Liters 170 CID L6 MT	22F	PC1200MJT		4

Year, Make & Model	Engine, Liter & Options	BCI Group Size	ODYSSEY® Battery Model	Height Adapter	Notes
<b>Ford E-350</b>					
2003	7.3 Liters 445 CID V8	65	65-PC1750T		
2003	6.8 Liters 415 CID V10 Primary Battery	65	65-PC1750T		
2003	6.8 Liters 415 CID V10 Auxiliary	65	65-PC1750T		
2003	5.4 Liters 330 CID V8 Primary Battery	65	65-PC1750T		
2003	5.4 Liters 330 CID V8 Auxiliary	65	65-PC1750T		
<b>Ford E-350 Club Wagon</b>					
2005	6.8 Liters 415 CID V10 Primary Battery	65	65-PC1750T		
2005	6.8 Liters 415 CID V10 Auxiliary	65	65-PC1750T		
2005-2004	6.0 Liters 363 CID V8	65	65-PC1750T		
2005-2003	5.4 Liters 330 CID V8 Primary Battery	65	65-PC1750T		
2005-2003	5.4 Liters 330 CID V8 Auxiliary	65	65-PC1750T		
2003	7.3 Liters 445 CID V8	65	65-PC1750T		
2003	6.8 Liters 415 CID V10 Primary Battery	65	65-PC1750T		
2003	6.8 Liters 415 CID V10 Auxiliary	65	65-PC1750T		
<b>Ford E-350 Econoline</b>					
2002-1998	5.4 Liters 330 CID V8 Primary Battery	65	65-PC1750T		
2002-1997	7.3 Liters 445 CID V8 Diesel	65	65-PC1750T		
2002-1997	6.8 Liters 415 CID V10 Primary Battery	65	65-PC1750T		
2002-1997	6.8 Liters 415 CID V10 Auxiliary	65	65-PC1750T		
2002-1997	5.4 Liters 330 CID V8 Auxiliary	65	65-PC1750T		
2002-1997	5.4 Liters 330 CID V8 Optional	65	65-PC1750T		
1996-1992	7.5 Liters 460 CID V8 Auxiliary	50	PC925LMJT		2
1996-1992	7.5 Liters 460 CID V8 Primary Battery	65	65-PC1750T		
1996-1992	7.5 Liters 460 CID V8 Optional	65	65-PC1750T		
1996-1992	7.3 Liters 445 CID V8 Diesel, Right side	50	PC925LMJT		2
1996-1992	7.3 Liters 445 CID V8 Diesel, Left side	65	65-PC1750T		
1996-1992	5.8 Liters 351 CID V8 Auxiliary	50	PC925LMJT		2
1996-1992	5.8 Liters 351 CID V8 Primary Battery	65	65-PC1750T		
1996-1992	5.8 Liters 351 CID V8 Optional	65	65-PC1750T		
1996-1992	4.9 Liters 300 CID L6 Auxiliary	50	PC925LMJT		2
1996-1992	4.9 Liters 300 CID L6 Optional	65	65-PC1750T		
1996-1992	4.9 Liters 300 CID L6 Primary Battery	65	65-PC1750T		
1991	7.5 Liters 460 CID V8 Primary Battery	64	PC925MJT		2
1991-1988	7.5 Liters 460 CID V8 Auxiliary	24F	34R-PC1500T	Yes	1
1991-1988	7.3 Liters 445 CID V8 Diesel	27	34-PC1500T	Yes	1
1991	5.8 Liters 351 CID V8 Primary Battery	64	PC925MJT		2

1. Installation requires optional height adapter. Additional cable may be required.
2. Installation requires battery to be placed on its side to dimensionally fit. Vehicle battery restraint(s) may require modification.
3. Installation requires reverse mounting orientation for correct terminal polarity
4. Vehicle battery restraint(s) may require modification.
5. Installation requires additional interbattery cables for parallel connections.
6. If vehicle as Intelligent Key option, then use 34R-PC1500T with the optional height adapter. Additional cable may be required.
7. If vehicle as Intelligent key option, then use 35-PC1400T



Year, Make & Model	Engine, Liter & Options	BCI Group Size	ODYSSEY® Battery Model	Height Adapter	Notes
<b>Ford E-350 Econoline (ctd)</b>					
1991-1988	5.8 Liters 351 CID V8 Auxiliary	24F	34R-PC1500T	Yes	1
1991	4.9 Liters 300 CID L6 Primary Battery	64	PC925MJT		2
1991-1988	4.9 Liters 300 CID L6 Auxiliary	24F	34R-PC1500T	Yes	1
1990-1988	7.5 Liters 460 CID V8 Gas	64	PC925MJT		2
1990-1988	5.8 Liters 351 CID V8 Gas	64	PC925MJT		2
1990-1988	4.9 Liters 300 CID L6 Gas	64	PC925MJT		2
1987	7.5 Liters 460 CID V8	64	PC925MJT		2
1987	7.5 Liters 460 CID V8 Comm. Vans, Gas	64	PC925MJT		2
1987-1986	7.5 Liters 460 CID V8 Pass. Vans, Gas	64	PC925MJT		2
1987-1985	7.5 Liters 460 CID V8 Comm. Vans, Auxiliary	24F	34R-PC1500T	Yes	1
1987-1985	6.9 Liters 420 CID V8 Diesel, Comm. Vans	27	34-PC1500T	Yes	1
1987-1985	6.9 Liters 420 CID V8 Diesel, Pass. Vans	27	34-PC1500T	Yes	1
1987-1986	5.8 Liters 351 CID V8 Pass. Vans, Gas	64	PC925MJT		2
1987-1986	5.8 Liters 351 CID V8 Comm. Vans, Auxiliary	24F	34R-PC1500T	Yes	1
1987	5.8 Liters 351 CID V8 Comm. Vans, Gas	64	PC925MJT		2
1987-1986	4.9 Liters 300 CID L6 Pass. Vans, Gas	64	PC925MJT		2
1987	4.9 Liters 300 CID L6 Comm. Vans, Gas	64	PC925MJT		2
1987-1986	4.9 Liters 300 CID L6 Comm. Vans, Auxiliary	24F	34R-PC1500T	Yes	1
1986-1985	7.5 Liters 460 CID V8 Comm. Vans	64	PC925MJT		2
1986-1985	5.8 Liters 351 CID V8 Comm. Vans	63	PC925MJT		2
1986-1985	5.8 Liters 351 CID V8 Comm. Van, Opt.	64	PC925MJT		2
1986-1985	4.9 Liters 300 CID L6 Comm. Vans	62	PC925MJT		2
1985-1983	4.9 Liters 300 CID L6	62	PC925MJT		2
1985	4.9 Liters 300 CID L6 Optional	64	PC925MJT		2
1984	7.5 Liters 460 CID V8 AC or AT	64	PC925MJT		2
1984-1983	6.9 Liters 420 CID V8 Diesel	27	34-PC1500T	Yes	1
1984	6.9 Liters 420 CID V8 Auxiliary	24F	34R-PC1500T	Yes	1
1984	5.8 Liters 351 CID V8	63	PC925MJT		2
1984	4.9 Liters 300 CID L6	61	PC925MJT		2
1984	4.9 Liters 300 CID L6 w/AT or AC	62	PC925MJT		2
1983-1981	7.5 Liters 460 CID V8	64	PC925MJT		2
1983-1981	7.5 Liters 460 CID V8 Auxiliary	24F	34R-PC1500T	Yes	1
1983-1980	5.8 Liters 351 CID V8 MT	61	PC925MJT		2
1983-1980	4.9 Liters 300 CID L6 MT	61	PC925MJT		2
1982-1980	6.6 Liters 400 CID V8	63	PC925MJT		2
1982	5.0 Liters 302 CID V8 MT	61	PC925MJT		2

Year, Make & Model	Engine, Liter & Options	BCI Group Size	ODYSSEY® Battery Model	Height Adapter	Notes
<b>Ford E-350 Econoline (ctd)</b>					
1982	5.0 Liters 302 CID V8	64	PC925MJT		2
1981	5.0 Liters 302 CID V8	62	PC925MJT		2
1980-1978	7.5 Liters 460 CID V8	24F	34R-PC1500T	Yes	1
1980	5.0 Liters 302 CID V8 MT	61	PC925MJT		2
1979-1978	5.8 Liters 351 CID V8	22F	PC1200MJT		4
1979	5.0 Liters 302 CID V8	22F	PC1200MJT		4
1979-1978	4.9 Liters 300 CID L6	22F	PC1200MJT		4
1977-1975	7.5 Liters 460 CID V8 MT	22F	PC1200MJT		4
1977-1975	5.8 Liters 351 CID V8 MT	22F	PC1200MJT		4
1977-1975	4.9 Liters 300 CID L6 MT	22F	PC1200MJT		4
1975	5.0 Liters 302 CID V8 MT	22F	PC1200MJT		4
<b>Ford E-350 Econoline Club Wagon</b>					
2002-1999	7.3 Liters 445 CID V8	65	65-PC1750T		
2002-1999	6.8 Liters 415 CID V10 Optional	65	65-PC1750T		
2002-1997	6.8 Liters 415 CID V10 Primary Battery	65	65-PC1750T		
2002-1997	6.8 Liters 415 CID V10 Auxiliary	65	65-PC1750T		
2002-1997	5.4 Liters 330 CID V8 Auxiliary	65	65-PC1750T		
2002-1997	5.4 Liters 330 CID V8 Optional	65	65-PC1750T		
2002-1998	5.4 Liters 330 CID V8 Primary Battery	65	65-PC1750T		
1998-1997	7.3 Liters 445 CID V8 Diesel	65	65-PC1750T		
1996-1992	7.5 Liters 460 CID V8 Auxiliary	50	PC925LMJT		2
1996-1992	7.5 Liters 460 CID V8 Primary Battery	65	65-PC1750T		
1996-1992	7.5 Liters 460 CID V8 Optional Diesel, Right side	65	65-PC1750T		2
1996-1992	7.3 Liters 445 CID V8 Diesel, Left side	65	65-PC1750T		
1996-1992	5.8 Liters 351 CID V8 Auxiliary	50	PC925LMJT		2
1996-1992	5.8 Liters 351 CID V8 Primary Battery	65	65-PC1750T		
1996-1992	5.8 Liters 351 CID V8 Optional	65	65-PC1750T		
1996-1992	4.9 Liters 300 CID L6 Auxiliary	50	PC925LMJT		2
1996-1992	4.9 Liters 300 CID L6 Primary Battery	65	65-PC1750T		
1996-1992	4.9 Liters 300 CID L6 Optional	65	65-PC1750T		
1991-1988	7.3 Liters 445 CID V8	27	34-PC1500T	Yes	1
1991-1987	5.8 Liters 351 CID V8	64	PC925MJT		2
1991-1986	4.9 Liters 300 CID L6	64	PC925MJT		2
1991-1981	7.5 Liters 460 CID V8	64	PC925MJT		2
1987-1983	6.9 Liters 420 CID V8	27	34-PC1500T	Yes	1
1986-1984	5.8 Liters 351 CID V8	63	PC925MJT		2
1985	4.9 Liters 300 CID L6	62	PC925MJT		2
1984	4.9 Liters 300 CID L6	61	PC925MJT		2
1983-1980	5.8 Liters 351 CID V8	61	PC925MJT		2
1983	4.9 Liters 300 CID L6	63	PC925MJT		2
1982-1980	6.6 Liters 400 CID V8	63	PC925MJT		2
1982-1980	4.9 Liters 300 CID L6	61	PC925MJT		2
1980-1978	7.5 Liters 460 CID V8	24F	34R-PC1500T	Yes	1

1. Installation requires optional height adapter. Additional cable may be required.
2. Installation requires battery to be placed on its side to dimensionally fit. Vehicle battery restraint(s) may require modification.
3. Installation requires reverse mounting orientation for correct terminal polarity
4. Vehicle battery restraint(s) may require modification.
5. Installation requires additional interbattery cables for parallel connections.
6. If vehicle as Intelligent Key option, then use 34R-PC1500T with the optional height adapter. Additional cable may be required.
7. If vehicle as Intelligent key option, then use 35-PC1400T

Year, Make & Model	Engine, Liter & Options	BCI Group Size	ODYSSEY® Battery Model	Height Adapter	Notes
<b>Ford E-350 Econoline Club Wagon (ctd)</b>					
1980	5.0 Liters 302 CID V8	61	PC925MJT		2
1979-1977	5.8 Liters 351 CID V8	22F	PC1200MJT		4
1979	5.0 Liters 302 CID V8	22F	PC1200MJT		4
1979-1977	4.9 Liters 300 CID L6	22F	PC1200MJT		4
1977	7.5 Liters 460 CID V8	22F	PC1200MJT		
<b>Ford E-350 Super Duty</b>					
2010-2009	6.8 Liters 415 CID V10 Primary Battery	65	65-PC1750T		
2010-2009	6.8 Liters 415 CID V10 Auxiliary	65	65-PC1750T		
2010-2009	6.0 Liters 363 CID V8 Diesel	65	65-PC1750T		
2010-2009	5.4 Liters 330 CID V8 Primary Battery	65	65-PC1750T		
2010-2009	5.4 Liters 330 CID V8 Auxiliary	65	65-PC1750T		
2008-2007	6.8 Liters 415 CID V10	65	65-PC1750T		
2008-2007	6.0 Liters 363 CID V8	65	65-PC1750T		
2008-2007	5.4 Liters 330 CID V8	65	65-PC1750T		
2006-2004	6.8 Liters 415 CID V10 Primary Battery	65	65-PC1750T		
2006-2004	6.8 Liters 415 CID V10 Auxiliary	65	65-PC1750T		
2006	6.0 Liters 363 CID V8 Diesel	65	65-PC1750T		
2006-2004	5.4 Liters 330 CID V8 Primary Battery	65	65-PC1750T		
2006-2004	5.4 Liters 330 CID V8 Auxiliary	65	65-PC1750T		
2005-2004	6.0 Liters 363 CID V8	65	65-PC1750T		
<b>Ford E-450 Econoline Super Duty</b>					
2002-2000	7.3 Liters 445 CID V8 Diesel	65	65-PC1750T		
2002-2000	6.8 Liters 415 CID V10 Primary Battery	65	65-PC1750T		
2002-2000	6.8 Liters 415 CID V10 Auxiliary	65	65-PC1750T		
2002	5.4 Liters 330 CID V8 Primary Battery	65	65-PC1750T		
2002-2000	5.4 Liters 330 CID V8 Auxiliary	65	65-PC1750T		
2002-2000	5.4 Liters 330 CID V8 Optional	65	65-PC1750T		
2001	5.4 Liters 330 CID V8	65	65-PC1750T		
2000	5.4 Liters 330 CID V8 Primary Battery	65	65-PC1750T		
<b>Ford E-450 Econoline Super Duty Stripped Chassis</b>					
2002-2000	7.3 Liters 445 CID V8 Diesel	65	65-PC1750T		
2002-2000	6.8 Liters 415 CID V10 Primary Battery	65	65-PC1750T		
2002-2000	6.8 Liters 415 CID V10 Auxiliary	65	65-PC1750T		
2002-2000	5.4 Liters 330 CID V8 Auxiliary	65	65-PC1750T		
2002-2000	5.4 Liters 330 CID V8 Optional	65	65-PC1750T		
2002-2000	5.4 Liters 330 CID V8 Primary Battery	65	65-PC1750T		
<b>Ford E-450 Super Duty</b>					
2010-2009	6.8 Liters 415 CID V10 Primary Battery	65	65-PC1750T		
2010-2009	6.8 Liters 415 CID V10 Auxiliary	65	65-PC1750T		

Year, Make & Model	Engine, Liter & Options	BCI Group Size	ODYSSEY® Battery Model	Height Adapter	Notes
<b>Ford E-450 Super Duty (ctd)</b>					
2010-2009	5.4 Liters 330 CID V8 Primary Battery	65	65-PC1750T		
2010-2009	5.4 Liters 330 CID V8 Auxiliary	65	65-PC1750T		
2008-2007	6.8 Liters 415 CID V10	65	65-PC1750T		
2008	5.4 Liters 330 CID V8	65	65-PC1750T		
2007-2006	5.4 Liters 330 CID V8 Primary Battery	65	65-PC1750T		
2007-2006	5.4 Liters 330 CID V8 Auxiliary	65	65-PC1750T		
2007-2004	6.0 Liters 363 CID V8	65	65-PC1750T		
2006-2003	6.8 Liters 415 CID V10 Primary Battery	65	65-PC1750T		
2006-2003	6.8 Liters 415 CID V10 Auxiliary	65	65-PC1750T		
2004-2003	5.4 Liters 330 CID V8 Primary Battery	65	65-PC1750T		
2004-2003	5.4 Liters 330 CID V8 Auxiliary	65	65-PC1750T		
2003	7.3 Liters 445 CID V8	65	65-PC1750T		
<b>E-450 Super Duty Stripped Chassis</b>					
2003	7.3 Liters 445 CID V8	65	65-PC1750T		
2003	6.8 Liters 415 CID V10 Primary Battery	65	65-PC1750T		
2003	6.8 Liters 415 CID V10 Auxiliary	65	65-PC1750T		
2003	5.4 Liters 330 CID V8 Primary Battery	65	65-PC1750T		
2003	5.4 Liters 330 CID V8 Auxiliary	65	65-PC1750T		
<b>Ford E-550 Econoline Super Duty</b>					
2002	7.3 Liters 445 CID V8 Diesel	65	65-PC1750T		
2002	6.8 Liters 415 CID V10 Primary Battery	65	65-PC1750T		
2002	6.8 Liters 415 CID V10 Auxiliary	65	65-PC1750T		
2002	5.4 Liters 330 CID V8	65	65-PC1750T		
2002	5.4 Liters 330 CID V8 Auxiliary	65	65-PC1750T		
2002	5.4 Liters 330 CID V8 Optional	65	65-PC1750T		
<b>Ford E-550 Super Duty</b>					
2003	7.3 Liters 445 CID V8	65	65-PC1750T		
2003	6.8 Liters 415 CID V10 Primary Battery	65	65-PC1750T		
2003	6.8 Liters 415 CID V10 Auxiliary	65	65-PC1750T		
<b>Ford Econoline</b>					
1967	3.9 Liters 240 CID L6	24F	34R-PC1500T	Yes	1
1967-1962	2.8 Liters 170 CID L6	24F	34R-PC1500T	Yes	1
1966-1961	2.4 Liters 144 CID L6	24F	34R-PC1500T	Yes	1
<b>Ford Econoline Super Duty</b>					
1999-1997	7.3 Liters 445 CID V8 Diesel	65	65-PC1750T		
1999-1997	6.8 Liters 415 CID V10 Primary Battery	65	65-PC1750T		
1999-1997	6.8 Liters 415 CID V10 Auxiliary	65	65-PC1750T		
1999-1997	5.4 Liters 330 CID V8	65	65-PC1750T		

1. Installation requires optional height adapter. Additional cable may be required.
2. Installation requires battery to be placed on its side to dimensionally fit. Vehicle battery restraint(s) may require modification.
3. Installation requires reverse mounting orientation for correct terminal polarity
4. Vehicle battery restraint(s) may require modification.
5. Installation requires additional interbattery cables for parallel connections.
6. If vehicle as Intelligent Key option, then use 34R-PC1500T with the optional height adapter. Additional cable may be required.
7. If vehicle as Intelligent key option, then use 35-PC1400T

Year, Make & Model	Engine, Liter & Options	BCI Group Size	ODYSSEY® Battery Model	Height Adapter	Notes
<b>Ford Econoline Super Duty (ctd)</b>					
1999-1997	5.4 Liters 330 CID V8 Auxiliary	65	65-PC1750T		
1999-1997	5.4 Liters 330 CID V8 Optional	65	65-PC1750T		
1996	7.5 Liters 460 CID V8 Auxiliary	50	PC925LMJT		2
1996	7.5 Liters 460 CID V8 Gas	65	65-PC1750T		
1996	7.5 Liters 460 CID V8 Optional	65	65-PC1750T		
1996	7.3 Liters 445 CID V8 Diesel, Right side	50	PC925LMJT		2
1996	7.3 Liters 445 CID V8 Diesel, Left side	65	65-PC1750T		
1996	5.8 Liters 351 CID V8 Auxiliary	50	PC925LMJT		2
1996	5.8 Liters 351 CID V8 Gas	65	65-PC1750T		
1996	5.8 Liters 351 CID V8 Optional	65	65-PC1750T		
<b>Ford Edge</b>					
2010-2007	3.5 Liters 3496 CC 213 CID V6	36R	PC1200MJT		4
2009	3.5 Liters 3496 CC 213 CID V6 Optional	36R	PC1200MJT		4
<b>Ford Elite</b>					
1976	7.5 Liters 460 CID V8	24F	34R-PC1500T	Yes	1
1976	6.6 Liters 400 CID V8	24F	34R-PC1500T	Yes	1
1976	5.8 Liters 351 CID V8	22F	PC1200MJT		4
1975	7.5 Liters 460 CID V8	56	PC925MJT		2
1975	6.6 Liters 400 CID V8	56	PC925MJT		2
1975	5.8 Liters 351 CID V8	56	PC925MJT		2
<b>Ford Escape</b>					
2010-2006	3.0 Liters 183 CID V6	40R	PC1200MJT		4
2010	3.0 Liters 183 CID V6 Optional	96R	PC1200MJT		4
2010-2009	2.5 Liters 2488 CC 152 CID L4 Gas	40R	PC1200MJT		4
2010	2.5 Liters 2488 CC 152 CID L4 Gas, Optional	96R	PC1200MJT		4
2010-2009	2.5 Liters 2488 CC 152 CID L4 Hybrid	96R	PC1200MJT		4
2008	2.3 Liters 140 CID L4 Gas	40R	PC1200MJT		4
2008	2.3 Liters 140 CID L4 Hybrid	96R	PC1200MJT		4
2007	2.3 Liters 140 CID L4	40R	PC1200MJT		4
2006-2005	2.3 Liters 140 CID L4 Gas	40R	PC1200MJT		4
2006-2005	2.3 Liters 140 CID L4 Hybrid	96R	PC1200MJT		4
2005-2001	3.0 Liters 182 CID V6	40R	PC1200MJT		4
2004-2001	2.0 Liters 1989 CC 122 CID L4	96R	PC1200MJT		4
<b>Ford Escort</b>					
2003-1998	2.0 Liters 1989 CC 121 CID L4	58	PC1200LMJT		4
2002-1997	2.0 Liters 1989 CC 122 CID L4	58	PC1200LMJT		4
1996-1991	1.9 Liters 116 CID L4	35	35-PC1400T		
1996-1991	1.8 Liters 112 CID L4	35	35-PC1400T		
1990-1987	1.9 Liters 116 CID L4 CFI	58	PC1200LMJT		4
1990-1987	1.9 Liters 116 CID L4 MFI	58	PC1200LMJT		4
1990-1987	1.9 Liters 116 CID L4 Optional	58	PC1200LMJT		4
1987-1984	2.0 Liters 1989 CC 122 CID L4 Diesel	33	PC1700MJT		4
1986	1.9 Liters 116 CID L4 FI	58	PC1200LMJT		4
1986	1.9 Liters 116 CID L4 FI & Optional	58	PC1200LMJT		4

Year, Make & Model	Engine, Liter & Options	BCI Group Size	ODYSSEY® Battery Model	Height Adapter	Notes
<b>Ford Escort (ctd)</b>					
1986-1985	1.9 Liters 116 CID L4 2V, MT w/o PS	57	PC925LMJT		4
1986-1985	1.9 Liters 116 CID L4 2V, MT w/PS	58	PC1200LMJT		4
1986-1985	1.9 Liters 116 CID L4 AT & Optional	58	PC1200LMJT		4
1985	1.6 Liters 1598 CC 98 CID L4 2V, MT w/o PS	57	PC925LMJT		4
1985	1.6 Liters 1598 CC 98 CID L4 2V, MT w/PS	58	PC1200LMJT		4
1985	1.6 Liters 1598 CC 98 CID L4 AT & Optional	58	PC1200LMJT		4
1985	1.6 Liters 1598 CC 98 CID L4 FI	58	PC1200LMJT		4
1984	1.6 Liters 1598 CC 98 CID L4	58	PC1200LMJT		4
1984	1.6 Liters 1598 CC 98 CID L4 AT	58	PC1200LMJT		4
1984-1982	1.6 Liters 1598 CC 98 CID L4 Optional	58	PC1200LMJT		4
1984	1.6 Liters 1598 CC 98 CID L4 MT w/o PS	57	PC925LMJT		4
1984	1.6 Liters 1598 CC 98 CID L4 AT & Turbo	58	PC1200LMJT		4
1984	1.6 Liters 1598 CC 98 CID L4 MT w/PS	58	PC1200LMJT		4
1983	1.6 Liters 1598 CC 98 CID L4	57	PC925LMJT		4
1983	1.6 Liters 1598 CC 98 CID L4 MT ex. FI	57	PC925LMJT		4
1983	1.6 Liters 1598 CC 98 CID L4 AT ex. FI	58	PC1200LMJT		4
1983	1.6 Liters 1598 CC 98 CID L4 FI & Optional	58	PC1200LMJT		4
1983	1.6 Liters 1598 CC 98 CID L4 MT ex. FI, w/PS	58	PC1200LMJT		4
1982	1.6 Liters 1598 CC 98 CID L4 AT	58	PC1200LMJT		4
1982-1981	1.6 Liters 1598 CC 98 CID L4 MT	57	PC925LMJT		4
1982-1981	1.6 Liters 1598 CC 98 CID L4 w/PS	58	PC1200LMJT		4
1981	1.6 Liters 1598 CC 98 CID L4 AT & Optional	58	PC1200LMJT		4
1961	1.2 Liters 1172 CC 72 CID L4	N/A	N/A		
1960-1958	1.2 Liters 1172 CC 72 CID L4	22F	PC1200MJT		4
1957-1956	1.2 Liters 1172 CC 72 CID L4	N/A	N/A		
<b>Ford Excursion</b>					
2005-2003	6.0 Liters 363 CID V8 Diesel	65	65-PC1750T		
2005-2000	6.8 Liters 415 CID V10	65	65-PC1750T		
2005-2000	5.4 Liters 330 CID V8	65	65-PC1750T		
2003-2000	7.3 Liters 445 CID V8 Diesel	65	65-PC1750T		
<b>Ford EXP</b>					
1988-1987	1.9 Liters 116 CID L4 CFI	58	PC1200LMJT		4
1988-1987	1.9 Liters 116 CID L4 MFI	58	PC1200LMJT		4
1988-1987	1.9 Liters 116 CID L4 Optional	58	PC1200LMJT		4
1986	1.9 Liters 116 CID L4 2V, MT w/o PS	57	PC925LMJT		4
1986	1.9 Liters 116 CID L4 2V, MT w/PS	58	PC1200LMJT		4

1. Installation requires optional height adapter. Additional cable may be required.
2. Installation requires battery to be placed on its side to dimensionally fit. Vehicle battery restraint(s) may require modification.
3. Installation requires reverse mounting orientation for correct terminal polarity
4. Vehicle battery restraint(s) may require modification.
5. Installation requires additional interbattery cables for parallel connections.
6. If vehicle as Intelligent Key option, then use 34R-PC1500T with the optional height adapter. Additional cable may be required.
7. If vehicle as Intelligent key option, then use 35-PC1400T

Year, Make & Model	Engine, Liter & Options	BCI Group Size	ODYSSEY® Battery Model	Height Adapter	Notes
<b>Ford EXP (ctd)</b>					
1986	1.9 Liters 116 CID L4 AT & Optional	58	PC1200LMJT		4
1986	1.9 Liters 116 CID L4 FI	58	PC1200LMJT		4
1986	1.9 Liters 116 CID L4 FI & Optional	58	PC1200LMJT		4
1985	1.6 Liters 1598 CC 98 CID L4 2V, MT w/o PS	57	PC925LMJT		4
1985	1.6 Liters 1598 CC 98 CID L4 2V, MT w/PS	58	PC1200LMJT		4
1985	1.6 Liters 1598 CC 98 CID L4 AT & Optional	58	PC1200LMJT		4
1985	1.6 Liters 1598 CC 98 CID L4 FI	58	PC1200LMJT		4
1984-1982	1.6 Liters 1598 CC 98 CID L4	58	PC1200LMJT		4
1984	1.6 Liters 1598 CC 98 CID L4 MT w/o PS	57	PC925LMJT		4
1984	1.6 Liters 1598 CC 98 CID L4 AT	58	PC1200LMJT		4
1984	1.6 Liters 1598 CC 98 CID L4 AT & Turbo	58	PC1200LMJT		4
1984	1.6 Liters 1598 CC 98 CID L4 MT	58	PC1200LMJT		4
1984	1.6 Liters 1598 CC 98 CID L4 Optional	58	PC1200LMJT		4
<b>Ford Expedition</b>					
2010-2007	5.4 Liters 330 CID V8 Optional	65	65-PC1750T		
2010-1997	5.4 Liters 330 CID V8	65	65-PC1750T		
2004-1997	4.6 Liters 281 CID V8	65	65-PC1750T		
2001-1997	5.4 Liters 330 CID V8 Optional	65	65-PC1750T		
2001-1997	4.6 Liters 281 CID V8 Optional	65	65-PC1750T		
<b>Ford Explorer</b>					
2010-2002	4.6 Liters 281 CID V8	65	65-PC1750T		
2010-1991	4.0 Liters 245 CID V6	65	65-PC1750T		
2006	4.6 Liters 281 CID V8 Optional	65	65-PC1750T		
2006	4.0 Liters 245 CID V6 Optional	65	65-PC1750T		
2001-1996	5.0 Liters 302 CID V8	65	65-PC1750T		
<b>Ford Explorer Sport Trac</b>					
2010-2007	4.6 Liters 281 CID V8	65	65-PC1750T		
2010-2007	4.0 Liters 245 CID V6	65	65-PC1750T		
2005-2001	4.0 Liters 245 CID V6	65	65-PC1750T		
<b>Ford F</b>					
2009-2008	7.2 Liters 441 CID L6 Diesel	65	65-PC1750T		
2009	6.7 Liters 408 CID L6 Diesel	65	65-PC1750T		
2008	6.7 Liters 408 CID L6	65	65-PC1750T		
2008	6.0 Liters 365 CID V8 Diesel	65	65-PC1750T		
2008	5.9 Liters 359 CID L6 Diesel	65	65-PC1750T		
2007-2005	7.2 Liters 441 CID L6	65	65-PC1750T		
2007-2005	6.0 Liters 365 CID V8	65	65-PC1750T		
2007-2005	5.9 Liters 359 CID L6	65	65-PC1750T		
<b>Ford F Series</b>					
1959-1958	5.8 Liters 352 CID V8 Optional	27F	34R-PC1500T	Yes	1
1959-1958	4.8 Liters 292 CID V8 Optional	27F	34R-PC1500T	Yes	1
1959-1958	3.7 Liters 223 CID L6 Optional	27F	34R-PC1500T	Yes	1
1959-1957	5.8 Liters 352 CID V8	29NF	PC925MJT		2
1959-1957	4.8 Liters 292 CID V8	29NF	PC925MJT		2
1959-1956	3.7 Liters 223 CID L6	29NF	PC925MJT		2

Year, Make & Model	Engine, Liter & Options	BCI Group Size	ODYSSEY® Battery Model	Height Adapter	Notes
<b>Ford F Series (ctd)</b>					
1957-1956	4.5 Liters 272 CID V8	29NF	PC925MJT		2
1955	4.5 Liters 272 CID V8	2N	N/A		
1955	4.5 Liters 272 CID V8 Optional	3N	N/A		
1955-1954	3.9 Liters 239 CID V8	2N	N/A		
1955-1954	3.9 Liters 239 CID V8 Optional	3N	N/A		
1955-1954	3.7 Liters 223 CID L6	2N	N/A		
1955-1954	3.7 Liters 223 CID L6 Optional	3N	N/A		
1953-1951	3.5 Liters 215 CID L6	2L	N/A		
1953-1948	3.9 Liters 239 CID V8	2L	N/A		
1950-1948	3.7 Liters 226 CID L6	2L	N/A		
<b>Ford F Super Duty</b>					
1997	7.5 Liters 460 CID V8	59	PC1200LMJT		4
1997-1990	7.5 Liters 460 CID V8 Optional	65	65-PC1750T		
1997-1990	7.3 Liters 445 CID V8 Diesel	65	65-PC1750T		
1996-1995	7.3 Liters 445 CID V8	65	65-PC1750T		
1996-1990	7.5 Liters 460 CID V8	65	65-PC1750T		
<b>Ford F-100</b>					
1983	5.0 Liters 302 CID V8	61	PC925MJT		2
1983-1980	4.9 Liters 300 CID L6 MT	61	PC925MJT		2
1983-1982	3.8 Liters 232 CID V6 MT	61	PC925MJT		2
1983-1982	3.8 Liters 232 CID V6 Optional	64	PC925MJT		2
1983	3.8 Liters 232 CID V6 AC or AT	62	PC925MJT		2
1982-1981	5.0 Liters 302 CID V8 Optional	64	PC925MJT		2
1982	4.9 Liters 300 CID L6	61	PC925MJT		2
1982-1981	4.9 Liters 300 CID L6 Optional	64	PC925MJT		2
1982-1981	4.2 Liters 255 CID V8 MT	61	PC925MJT		2
1982-1981	4.2 Liters 255 CID V8 Optional	64	PC925MJT		2
1982-1980	5.0 Liters 302 CID V8 MT	61	PC925MJT		2
1981	5.8 Liters 351 CID V8 MT	61	PC925MJT		2
1981	5.8 Liters 351 CID V8 Optional	64	PC925MJT		2
1979	7.5 Liters 460 CID V8	24F	34R-PC1500T	Yes	1
1979-1977	6.6 Liters 400 CID V8	22F	PC1200MJT		4
1979-1977	5.8 Liters 351 CID V8	22F	PC1200MJT		4
1979-1977	5.0 Liters 302 CID V8	22F	PC1200MJT		4
1979-1977	4.9 Liters 300 CID L6	22F	PC1200MJT		4
1978	4.9 Liters 300 CID L6	24F	34R-PC1500T	Yes	1
1977	7.5 Liters 460 CID V8	24F	34R-PC1500T	Yes	1
1976-1975	7.5 Liters 460 CID V8 MT	22HF	PC1200MJT		4
1976-1975	6.4 Liters 390 CID V8 MT	22HF	PC1200MJT		4
1976-1975	5.9 Liters 360 CID V8 MT	22HF	PC1200MJT		4
1976-1975	5.0 Liters 302 CID V8 MT	22HF	PC1200MJT		4
1976-1975	4.9 Liters 300 CID L6 MT	22HF	PC1200MJT		4
1975	3.9 Liters 240 CID L6	24F	34R-PC1500T	Yes	1
<b>Ford F-100 Pickup</b>					
1974-1973	7.5 Liters 460 CID V8 MT	22HF	PC1200MJT		4
1974-1969	5.0 Liters 302 CID V8 MT	22HF	PC1200MJT		4
1974-1968	6.4 Liters 390 CID V8 MT	22HF	PC1200MJT		4
1974-1968	5.9 Liters 360 CID V8 MT	22HF	PC1200MJT		4
1974-1968	4.9 Liters 300 CID L6 MT	22HF	PC1200MJT		4
1974-1968	3.9 Liters 240 CID L6 MT	22HF	PC1200MJT		4
1967-1966	5.8 Liters 352 CID V8 MT	22HF	PC1200MJT		4
1967	4.9 Liters 300 CID L6	24F	34R-PC1500T	Yes	1
1967-1965	3.9 Liters 240 CID L6	24F	34R-PC1500T	Yes	1
1966-1965	4.9 Liters 300 CID L6	22F	PC1200MJT		4

1. Installation requires optional height adapter. Additional cable may be required.
2. Installation requires battery to be placed on its side to dimensionally fit. Vehicle battery restraint(s) may require modification.
3. Installation requires reverse mounting orientation for correct terminal polarity
4. Vehicle battery restraint(s) may require modification.
5. Installation requires additional interbattery cables for parallel connections.
6. If vehicle as Intelligent Key option, then use 34R-PC1500T with the optional height adapter. Additional cable may be required.
7. If vehicle as Intelligent key option, then use 35-PC1400T



Year, Make & Model	Engine, Liter & Options	BCI Group Size	ODYSSEY® Battery Model	Height Adapter	Notes
<b>Ford F-100 Pickup (ctd)</b>					
1965	4.8 Liters 292 CID V8 MT	22HF	PC1200MJT		4
1964-1961	3.7 Liters 223 CID L6	29NF	PC925MJT		2
1964-1960	4.8 Liters 292 CID V8	29NF	PC925MJT		2
1963-1960	5.4 Liters 332 CID V8	29NF	PC925MJT		2
<b>Ford F-150</b>					
2010-2008	5.4 Liters 330 CID V8 Optional	65	65-PC1750T		
2010-2008	4.6 Liters 281 CID V8 Optional	65	65-PC1750T		
2010-1997	5.4 Liters 330 CID V8	59	PC1200LMJT		4
2010-1997	4.6 Liters 281 CID V8	59	PC1200LMJT		4
2008-2005	4.2 Liters 256 CID V6	59	PC1200LMJT		4
2008	4.2 Liters 256 CID V6 Optional	65	65-PC1750T		
2006-2005	4.2 Liters 256 CID V6 U.S.	59	PC1200LMJT		4
2006-2005	4.2 Liters 256 CID V6 Canada & Optional	65	65-PC1750T		
2006-1997	5.4 Liters 330 CID V8 U.S.	59	PC1200LMJT		4
2006-1997	5.4 Liters 330 CID V8 Canada & Optional	65	65-PC1750T		
2006-1997	4.6 Liters 281 CID V8 U.S.	59	PC1200LMJT		4
2006-1997	4.6 Liters 281 CID V8 Canada & Optional	65	65-PC1750T		
2003-1997	4.2 Liters 256 CID V6 U.S.	59	PC1200LMJT		4
2003-1997	4.2 Liters 256 CID V6	59	PC1200LMJT		4
2003-1997	4.2 Liters 256 CID V6 Canada & Optional	65	65-PC1750T		
1996-1990	4.9 Liters 300 CID L6 Optional	65	65-PC1750T		
1996-1989	5.8 Liters 351 CID V8 Optional	65	65-PC1750T		
1996-1987	5.0 Liters 302 CID V8 Optional	65	65-PC1750T		
1996-1987	5.8 Liters 351 CID V8	65	65-PC1750T		
1996-1987	5.0 Liters 302 CID V8	65	65-PC1750T		
1996-1987	4.9 Liters 300 CID L6	65	65-PC1750T		
1987	5.8 Liters 351 CID V8 Optional	65	65-PC1750T		
1987	4.9 Liters 300 CID L6 Optional	65	65-PC1750T		
1986-1985	5.8 Liters 351 CID V8	63	PC925MJT		2
1986-1981	5.8 Liters 351 CID V8 Optional	64	PC925MJT		2
1986	5.0 Liters 302 CID V8	63	PC925MJT		2
1986-1981	5.0 Liters 302 CID V8 Optional	64	PC925MJT		2
1986-1985	4.9 Liters 300 CID L6	62	PC925MJT		2
1985	5.0 Liters 302 CID V8 2V	62	PC925MJT		2
1985	5.0 Liters 302 CID V8 FI	63	PC925MJT		2
1985-1981	4.9 Liters 300 CID L6 Optional	64	PC925MJT		2
1984	6.9 Liters 420 CID V8 Diesel	27	34-PC1500T	Yes	1
1984-1980	5.8 Liters 351 CID V8 MT	61	PC925MJT		2
1984	5.0 Liters 302 CID V8 MT	61	PC925MJT		2
1984	5.0 Liters 302 CID V8 AC or AT	62	PC925MJT		2
1984	4.9 Liters 300 CID L6	64	PC925MJT		2
1984-1983	4.9 Liters 300 CID L6	61	PC925MJT		2
1983	5.8 Liters 351 CID V8 AC or AT	62	PC925MJT		2
1983	5.0 Liters 302 CID V8	61	PC925MJT		2
1982-1980	5.0 Liters 302 CID V8 MT	61	PC925MJT		2
1982	4.9 Liters 300 CID L6	62	PC925MJT		2
1982-1980	4.9 Liters 300 CID L6 MT	61	PC925MJT		2
1979-1978	6.6 Liters 400 CID V8	22F	PC1200MJT		4
1979-1977	7.5 Liters 460 CID V8	24F	34R-PC1500T	Yes	1

Year, Make & Model	Engine, Liter & Options	BCI Group Size	ODYSSEY® Battery Model	Height Adapter	Notes
<b>Ford F-150 (ctd)</b>					
1979-1977	5.8 Liters 351 CID V8	22F	PC1200MJT		4
1979-1977	5.0 Liters 302 CID V8	22F	PC1200MJT		4
1979-1977	4.9 Liters 300 CID L6	22F	PC1200MJT		4
1977	6.6 Liters 400 CID V8	24F	34R-PC1500T	Yes	1
1976-1975	7.5 Liters 460 CID V8	27F	34R-PC1500T	Yes	1
1976	6.4 Liters 390 CID V8	24F	34R-PC1500T	Yes	1
1976-1975	6.4 Liters 390 CID V8 MT	22HF	PC1200MJT		4
1976-1975	5.9 Liters 360 CID V8 MT	22HF	PC1200MJT		4
1976-1975	5.0 Liters 302 CID V8 MT	22HF	PC1200MJT		4
1976-1975	4.9 Liters 300 CID L6 MT	22HF	PC1200MJT		4
1976-1975	3.9 Liters 240 CID L6	24F	34R-PC1500T	Yes	1
<b>Ford F-150 Heritage</b>					
2004	5.4 Liters 330 CID V8	59	PC1200LMJT		4
2004	5.4 Liters 330 CID V8 Canada & Optional	65	65-PC1750T		
2004	5.4 Liters 330 CID V8 U.S.	59	PC1200LMJT		4
2004	4.6 Liters 281 CID V8	59	PC1200LMJT		4
2004	4.6 Liters 281 CID V8 Canada & Optional	65	65-PC1750T		
2004	4.6 Liters 281 CID V8 U.S.	59	PC1200LMJT		4
2004	4.2 Liters 256 CID V6	59	PC1200LMJT		4
2004	4.2 Liters 256 CID V6 Canada & Optional	65	65-PC1750T		
2004	4.2 Liters 256 CID V6 U.S.	59	PC1200LMJT		4
<b>Ford F-250</b>					
1999	5.4 Liters 330 CID V8	59	PC1200LMJT		4
1999	5.4 Liters 330 CID V8 Optional	65	65-PC1750T		
1999-1997	5.4 Liters 330 CID V8 Under 8500lb	59	PC1200LMJT		4
1998-1997	5.4 Liters 330 CID V8 Opt. Over 8500lbs.	65	65-PC1750T		
1999-1997	4.6 Liters 281 CID V8 Under 8500lb	59	PC1200LMJT		4
1999-1997	4.6 Liters 281 CID V8 Opt. Over 8500lbs.	65	65-PC1750T		
1997	7.5 Liters 460 CID V8	59	PC1200LMJT		4
1997-1987	7.5 Liters 460 CID V8 Optional	65	65-PC1750T		
1997-1988	7.3 Liters 445 CID V8 Diesel	65	65-PC1750T		
1997	5.8 Liters 351 CID V8	59	PC1200LMJT		4
1997-1987	5.8 Liters 351 CID V8 Optional	65	65-PC1750T		
1996-1987	7.5 Liters 460 CID V8	65	65-PC1750T		
1996-1987	5.8 Liters 351 CID V8	65	65-PC1750T		
1996-1987	5.0 Liters 302 CID V8	65	65-PC1750T		
1996-1987	5.0 Liters 302 CID V8 Optional	65	65-PC1750T		
1996-1987	4.9 Liters 300 CID L6	65	65-PC1750T		
1996-1987	4.9 Liters 300 CID L6 Optional	65	65-PC1750T		
1987	6.9 Liters 420 CID V8 Diesel	65	65-PC1750T		
1986	7.5 Liters 460 CID V8	64	PC925MJT		2
1986-1985	5.8 Liters 351 CID V8	63	PC925MJT		2
1986-1985	5.0 Liters 302 CID V8 FI	63	PC925MJT		2
1986-1984	4.9 Liters 300 CID L6	62	PC925MJT		2
1986-1983	6.9 Liters 420 CID V8 Diesel	27	34-PC1500T	Yes	1
1986-1981	5.8 Liters 351 CID V8 Optional	64	PC925MJT		2
1986-1981	5.0 Liters 302 CID V8 Optional	64	PC925MJT		2
1985	7.5 Liters 460 CID V8	63	PC925MJT		2

1. Installation requires optional height adapter. Additional cable may be required.
2. Installation requires battery to be placed on its side to dimensionally fit. Vehicle battery restraint(s) may require modification.
3. Installation requires reverse mounting orientation for correct terminal polarity
4. Vehicle battery restraint(s) may require modification.
5. Installation requires additional interbattery cables for parallel connections.
6. If vehicle as Intelligent Key option, then use 34R-PC1500T with the optional height adapter. Additional cable may be required.
7. If vehicle as Intelligent key option, then use 35-PC1400T

Year, Make & Model	Engine, Liter & Options	BCI Group Size	ODYSSEY® Battery Model	Height Adapter	Notes
<b>Ford F-250 (ctd)</b>					
1985-1983	7.5 Liters 460 CID V8 Optional	64	PC925MJT		2
1985-1983	7.5 Liters 460 CID V8 Auxiliary	24F	34R-PC1500T	Yes	1
1985	5.0 Liters 302 CID V8 2V	62	PC925MJT		2
1985-1981	4.9 Liters 300 CID L6 Optional	64	PC925MJT		2
1984-1983	7.5 Liters 460 CID V8 MT	62	PC925MJT		2
1984-1983	7.5 Liters 460 CID V8 AC or AT	64	PC925MJT		2
1984	5.0 Liters 302 CID V8 MT	61	PC925MJT		2
1984	5.0 Liters 302 CID V8 AC or AT	62	PC925MJT		2
1984-1982	4.9 Liters 300 CID L6	61	PC925MJT		2
1983-1980	5.8 Liters 351 CID V8 MT	61	PC925MJT		2
1983	5.8 Liters 351 CID V8 AC or AT	62	PC925MJT		2
1983	5.0 Liters 302 CID V8	61	PC925MJT		2
1982-1981	6.6 Liters 400 CID V8	62	PC925MJT		2
1982-1981	6.6 Liters 400 CID V8 Optional	64	PC925MJT		2
1982-1980	5.0 Liters 302 CID V8 MT	61	PC925MJT		2
1982-1980	4.9 Liters 300 CID L6 MT	61	PC925MJT		2
1980	6.6 Liters 400 CID V8	64	PC925MJT		2
1979	7.5 Liters 460 CID V8	24F	34R-PC1500T	Yes	1
1979-1978	6.6 Liters 400 CID V8	22F	PC1200MJT		4
1979-1977	5.8 Liters 351 CID V8	22F	PC1200MJT		4
1979-1977	5.0 Liters 302 CID V8	22F	PC1200MJT		4
1979-1977	4.9 Liters 300 CID L6	22F	PC1200MJT		4
1978	7.5 Liters 460 CID V8	22F	PC1200MJT		4
1977-1975	7.5 Liters 460 CID V8	27HF	N/A		
1977	6.6 Liters 400 CID V8	24F	34R-PC1500T		
1976-1975	6.4 Liters 390 CID V8 MT	22HF	PC1200MJT		4
1976-1975	5.9 Liters 360 CID V8 MT	22HF	PC1200MJT		4
1976-1975	5.0 Liters 302 CID V8 MT	22HF	PC1200MJT		4
1976-1975	4.9 Liters 300 CID L6 MT	22HF	PC1200MJT		4
<b>Ford F-250 Pickup</b>					
1974-1973	7.5 Liters 460 CID V8	27HF	N/A		
1974-1972	5.0 Liters 302 CID V8 MT	22HF	PC1200MJT		4
1974-1968	6.4 Liters 390 CID V8 MT	22HF	PC1200MJT		4
1974-1968	5.9 Liters 360 CID V8 MT	22HF	PC1200MJT		4
1974-1968	4.9 Liters 300 CID L6 MT	22HF	PC1200MJT		4
1974-1968	3.9 Liters 240 CID L6 MT	22HF	PC1200MJT		4
1967-1966	5.8 Liters 352 CID V8 MT	22HF	PC1200MJT		4
1967	4.9 Liters 300 CID L6	24F	34R-PC1500T	Yes	1
1967-1965	3.9 Liters 240 CID L6	24F	34R-PC1500T	Yes	1
1966-1965	4.9 Liters 300 CID L6	22F	PC1200MJT		4
1965	4.8 Liters 292 CID V8 MT	22HF	PC1200MJT		4
1964-1961	3.7 Liters 223 CID L6	29NF	PC925MJT		2
1964-1960	4.8 Liters 292 CID V8	29NF	PC925MJT		2
1963-1960	5.4 Liters 332 CID V8	29NF	PC925MJT		2
<b>Ford F-250 Super Duty</b>					
2010-2008	6.4 Liters 391 CID V8 Diesel	65	65-PC1750T		
2010-2000	5.4 Liters 330 CID V8	65	65-PC1750T		
2010-1999	6.8 Liters 415 CID V10	65	65-PC1750T		
2010-1999	6.8 Liters 415 CID V10 Optional	65	65-PC1750T		
2010-1999	5.4 Liters 330 CID V8 Optional	65	65-PC1750T		

Year, Make & Model	Engine, Liter & Options	BCI Group Size	ODYSSEY® Battery Model	Height Adapter	Notes
<b>Ford F-250 Super Duty (ctd)</b>					
2009	6.4 Liters 391 CID V8	65	65-PC1750T		
2007	6.0 Liters 363 CID V8	65	65-PC1750T		
2006-2004	6.0 Liters 363 CID V8 Diesel	65	65-PC1750T		
2003-1999	7.3 Liters 445 CID V8 Diesel	65	65-PC1750T		
2003	6.0 Liters 363 CID V8	65	65-PC1750T		
<b>Ford F-350</b>					
1997	7.5 Liters 460 CID V8	59	PC1200LMJT		4
1997-1987	7.5 Liters 460 CID V8 Optional	65	65-PC1750T		
1997-1988	7.3 Liters 445 CID V8 Diesel	65	65-PC1750T		
1997	5.8 Liters 351 CID V8	59	PC1200LMJT		4
1997-1987	5.8 Liters 351 CID V8 Optional	65	65-PC1750T		
1996-1987	7.5 Liters 460 CID V8	65	65-PC1750T		
1996-1987	5.8 Liters 351 CID V8	65	65-PC1750T		
1996-1987	4.9 Liters 300 CID L6	65	65-PC1750T		
1996-1987	4.9 Liters 300 CID L6 Optional	65	65-PC1750T		
1987	6.9 Liters 420 CID V8 Diesel	65	65-PC1750T		
1986	7.5 Liters 460 CID V8	64	PC925MJT		2
1986-1983	6.9 Liters 420 CID V8 Diesel	27	34-PC1500T	Yes	1
1986-1984	5.8 Liters 351 CID V8	63	PC925MJT		2
1986-1981	5.8 Liters 351 CID V8 Optional	64	PC925MJT		2
1986-1984	4.9 Liters 300 CID L6	62	PC925MJT		2
1985	7.5 Liters 460 CID V8	63	PC925MJT		2
1985-1983	7.5 Liters 460 CID V8 Optional	64	PC925MJT		2
1985-1983	7.5 Liters 460 CID V8 Auxiliary	24F	34R-PC1500T	Yes	1
1985-1981	4.9 Liters 300 CID L6 Optional	64	PC925MJT		2
1984-1983	7.5 Liters 460 CID V8 MT	62	PC925MJT		2
1984-1983	7.5 Liters 460 CID V8 AC or AT	64	PC925MJT		2
1984-1982	4.9 Liters 300 CID L6	61	PC925MJT		2
1983	5.8 Liters 351 CID V8 MT	61	PC925MJT		2
1983	5.8 Liters 351 CID V8 AC or AT	62	PC925MJT		2
1982-1981	6.6 Liters 400 CID V8	62	PC925MJT		2
1982-1981	6.6 Liters 400 CID V8 Optional	64	PC925MJT		2
1982-1981	5.8 Liters 351 CID V8	61	PC925MJT		2
1980	6.6 Liters 400 CID V8	63	PC925MJT		2
1980-1978	6.6 Liters 400 CID V8 Optional	24F	34R-PC1500T	Yes	1
1980	5.8 Liters 351 CID V8 MT	61	PC925MJT		2
1980	5.8 Liters 351 CID V8 AC or AT	62	PC925MJT		2
1980	5.0 Liters 302 CID V8 MT	61	PC925MJT		2
1980	5.0 Liters 302 CID V8 AC or AT	62	PC925MJT		2
1980	4.9 Liters 300 CID L6 MT	61	PC925MJT		2
1980	4.9 Liters 300 CID L6 AC or AT	62	PC925MJT		2
1979-1978	7.5 Liters 460 CID V8	24F	34R-PC1500T	Yes	1
1979-1978	6.6 Liters 400 CID V8	22F	PC1200MJT		4
1979-1978	5.8 Liters 351 CID V8 Optional	24F	34R-PC1500T	Yes	1
1979-1978	5.0 Liters 302 CID V8 Optional	24F	34R-PC1500T	Yes	1
1979-1978	4.9 Liters 300 CID L6 Optional	24F	34R-PC1500T	Yes	1
1979-1977	5.8 Liters 351 CID V8 AT	22F	PC1200MJT		4
1979-1977	5.8 Liters 351 CID V8 MT	22F	PC1200MJT		4
1979-1977	5.0 Liters 302 CID V8 AT	22F	PC1200MJT		4
1979-1977	5.0 Liters 302 CID V8 MT	22F	PC1200MJT		4

1. Installation requires optional height adapter. Additional cable may be required.
2. Installation requires battery to be placed on its side to dimensionally fit. Vehicle battery restraint(s) may require modification.
3. Installation requires reverse mounting orientation for correct terminal polarity
4. Vehicle battery restraint(s) may require modification.
5. Installation requires additional interbattery cables for parallel connections.
6. If vehicle as Intelligent Key option, then use 34R-PC1500T with the optional height adapter. Additional cable may be required.
7. If vehicle as Intelligent key option, then use 35-PC1400T

Year, Make & Model	Engine, Liter & Options	BCI Group Size	ODYSSEY® Battery Model	Height Adapter	Notes
<b>Ford F-350 (ctd)</b>					
1979-1977	4.9 Liters 300 CID L6 AT	22F	PC1200MJT		4
1979-1977	4.9 Liters 300 CID L6 MT	22F	PC1200MJT		4
1977-1975	7.5 Liters 460 CID V8	27HF	N/A		
1977	6.6 Liters 400 CID V8 AT	24F	34R-PC1500T	Yes	1
1977	6.6 Liters 400 CID V8 MT	24F	34R-PC1500T	Yes	1
1976-1975	6.4 Liters 390 CID V8 MT	22HF	PC1200MJT		4
1976-1975	6.4 Liters 390 CID V8 AT	24F	34R-PC1500T	Yes	1
1976-1975	5.9 Liters 360 CID V8 MT	22HF	PC1200MJT		4
1976-1975	5.9 Liters 360 CID V8 AT	24F	34R-PC1500T	Yes	1
1976-1975	5.0 Liters 302 CID V8 MT	22HF	PC1200MJT		4
1976-1975	5.0 Liters 302 CID V8 AT	24F	34R-PC1500T	Yes	1
1976-1975	4.9 Liters 300 CID L6 MT	22HF	PC1200MJT		4
1976-1975	4.9 Liters 300 CID L6 AT	24F	34R-PC1500T	Yes	1
<b>Ford F-350 Pickup</b>					
1974-1973	7.5 Liters 460 CID V8	27HF	N/A		
1974-1972	5.0 Liters 302 CID V8 MT	22HF	PC1200MJT		4
1974-1972	5.0 Liters 302 CID V8 AT	24F	34R-PC1500T	Yes	1
1974-1968	6.4 Liters 390 CID V8 MT	22HF	PC1200MJT		4
1974-1968	6.4 Liters 390 CID V8 AT	24F	34R-PC1500T	Yes	1
1974-1968	5.9 Liters 360 CID V8 MT	22HF	PC1200MJT		4
1974-1968	5.9 Liters 360 CID V8 AT	24F	34R-PC1500T	Yes	1
1974-1968	4.9 Liters 300 CID L6 MT	22HF	PC1200MJT		4
1974-1968	4.9 Liters 300 CID L6 AT	24F	34R-PC1500T	Yes	1
1974-1968	3.9 Liters 240 CID L6 MT	22HF	PC1200MJT		4
1974-1968	3.9 Liters 240 CID L6 AT	24F	34R-PC1500T	Yes	1
1967-1966	5.8 Liters 352 CID V8 MT	22HF	PC1200MJT		4
1967-1966	5.8 Liters 352 CID V8 AT	24F	34R-PC1500T	Yes	1
1967	4.9 Liters 300 CID L6	24F	34R-PC1500T	Yes	1
1967-1965	3.9 Liters 240 CID L6	24F	34R-PC1500T	Yes	1
1966-1965	5.9 Liters 361 CID V8 MT	22HF	PC1200MJT		4
1966-1965	5.9 Liters 361 CID V8 AT	24F	34R-PC1500T	Yes	1
1966	4.9 Liters 300 CID L6	22F	PC1200MJT		4
1965	4.9 Liters 300 CID L6	22HF	PC1200MJT		4
1965	4.8 Liters 292 CID V8 MT	22HF	PC1200MJT		4
1965	4.8 Liters 292 CID V8 AT	24F	34R-PC1500T	Yes	1
1964	5.9 Liters 361 CID V8 Optional	27F	34R-PC1500T	Yes	1
1964	5.9 Liters 361 CID V8	29NF	PC925MJT		2
1964	4.8 Liters 292 CID V8 Optional	27F	34R-PC1500T	Yes	1
1964	4.8 Liters 292 CID V8	29NF	PC925MJT		2
1964	4.3 Liters 262 CID L6 Optional	27F	34R-PC1500T	Yes	1
1964	4.3 Liters 262 CID L6	29NF	PC925MJT		2
1964	3.7 Liters 223 CID L6 Optional	27F	34R-PC1500T	Yes	1
1964	3.7 Liters 223 CID L6	29NF	PC925MJT		2
1963-1961	5.4 Liters 332 CID V8	24F	34R-PC1500T	Yes	1
1963-1961	4.8 Liters 292 CID V8	24F	34R-PC1500T	Yes	1
1963-1961	4.3 Liters 262 CID L6	24F	34R-PC1500T	Yes	1
1963-1961	3.7 Liters 223 CID L6	24F	34R-PC1500T	Yes	1
1960	5.4 Liters 332 CID V8 Optional	27F	34R-PC1500T	Yes	1
1960	5.4 Liters 332 CID V8	29NF	PC925MJT		2
1960	4.8 Liters 292 CID V8 Optional	27F	34R-PC1500T	Yes	1
1960	4.8 Liters 292 CID V8	29NF	PC925MJT		2
<b>Ford F-350 Super Duty</b>					
2010-2008	6.4 Liters 391 CID V8 Diesel	65	65-PC1750T		
2010-1999	6.8 Liters 415 CID V10	65	65-PC1750T		

Year, Make & Model	Engine, Liter & Options	BCI Group Size	ODYSSEY® Battery Model	Height Adapter	Notes
<b>Ford F-350 Super Duty (ctd)</b>					
2010-1999	6.8 Liters 415 CID V10 Optional	65	65-PC1750T		
2010-1999	5.4 Liters 330 CID V8	65	65-PC1750T		
2010-1999	5.4 Liters 330 CID V8 Optional	65	65-PC1750T		
2007	6.0 Liters 363 CID V8	65	65-PC1750T		
2006-2004	6.0 Liters 363 CID V8 Diesel	65	65-PC1750T		
2003-1999	7.3 Liters 445 CID V8 Diesel	65	65-PC1750T		
2003	6.0 Liters 363 CID V8	65	65-PC1750T		
<b>Ford F-450 Super Duty</b>					
2010-2008	6.4 Liters 391 CID V8 Diesel	65	65-PC1750T		
2008-1999	6.8 Liters 415 CID V10	65	65-PC1750T		
2008-1999	6.8 Liters 415 CID V10 Optional	65	65-PC1750T		
2007	6.0 Liters 363 CID V8	65	65-PC1750T		
2006-2004	6.0 Liters 363 CID V8 Diesel	65	65-PC1750T		
2003-1999	7.3 Liters 445 CID V8 Diesel	65	65-PC1750T		
2003	6.0 Liters 363 CID V8	65	65-PC1750T		
<b>Ford F-500</b>					
1977-1975	6.4 Liters 390 CID V8	24F	34R-PC1500T	Yes	1
1977-1975	5.9 Liters 360 CID V8	24F	34R-PC1500T	Yes	1
1977-1975	5.4 Liters 330 CID V8	24F	34R-PC1500T	Yes	1
<b>Ford F-550 Super Duty</b>					
2010-2008	6.4 Liters 391 CID V8 Diesel	65	65-PC1750T		
2010-1999	6.8 Liters 415 CID V10	65	65-PC1750T		
2010-1999	6.8 Liters 415 CID V10 Optional	65	65-PC1750T		
2007	6.0 Liters 363 CID V8	65	65-PC1750T		
2006-2004	6.0 Liters 363 CID V8 Diesel	65	65-PC1750T		
2003-1999	7.3 Liters 445 CID V8 Diesel	65	65-PC1750T		
2003	6.0 Liters 363 CID V8	65	65-PC1750T		
<b>Ford F53</b>					
1997	7.5 Liters 460 CID V8	59	PC1200LMJT		4
1996-1989	7.5 Liters 460 CID V8	65	65-PC1750T		
1988	7.5 Liters 460 CID V8	64	PC925MJT		2
<b>Ford F59</b>					
1994-1989	7.3 Liters 445 CID V8	65	65-PC1750T		
1988	7.3 Liters 445 CID V8	64	PC925MJT		2
<b>Ford Fairlane</b>					
1970	7.0 Liters 429 CID V8	22F	PC1200MJT		4
1970	6.4 Liters 390 CID V8	22F	PC1200MJT		4
1970	6.4 Liters 390 CID V8 Optional	24F	34R-PC1500T	Yes	1
1970-1969	5.8 Liters 351 CID V8	22F	PC1200MJT		4
1970-1968	5.0 Liters 302 CID V8	22F	PC1200MJT		4
1970-1969	4.1 Liters 250 CID L6	22F	PC1200MJT		4
1969-1968	7.0 Liters 428 CID V8	22F	PC1200MJT		4
1969	7.0 Liters 427 CID V8	22F	PC1200MJT		4
1969-1966	6.4 Liters 390 CID V8 AT	24F	34R-PC1500T	Yes	1
1969-1966	6.4 Liters 390 CID V8 Optional	27F	34R-PC1500T	Yes	1
1969-1965	3.3 Liters 200 CID L6	22F	PC1200MJT		4
1969	3.3 Liters 200 CID L6 Optional	24F	34R-PC1500T	Yes	1
1968	7.0 Liters 428 CID V8 AT	24F	34R-PC1500T	Yes	1
1968	7.0 Liters 428 CID V8 Optional	24F	34R-PC1500T	Yes	1
1968	6.4 Liters 390 CID V8 Optional	24F	34R-PC1500T	Yes	1
1968-1965	4.7 Liters 289 CID V8	22F	PC1200MJT		4

1. Installation requires optional height adapter. Additional cable may be required.
2. Installation requires battery to be placed on its side to dimensionally fit. Vehicle battery restraint(s) may require modification.
3. Installation requires reverse mounting orientation for correct terminal polarity
4. Vehicle battery restraint(s) may require modification.
5. Installation requires additional interbattery cables for parallel connections.
6. If vehicle as Intelligent Key option, then use 34R-PC1500T with the optional height adapter. Additional cable may be required.
7. If vehicle as Intelligent key option, then use 35-PC1400T

Year, Make & Model	Engine, Liter & Options	BCI Group Size	ODYSSEY® Battery Model	Height Adapter	Notes
<b>Ford Fairlane (ctd)</b>					
1967	7.0 Liters 427 CID V8	24F	34R-PC1500T	Yes	1
1966-1965	7.0 Liters 427 CID V8	22F	PC1200MJT		4
1966-1963	5.8 Liters 352 CID V8	24F	34R-PC1500T	Yes	1
1966-1963	2.8 Liters 170 CID L6	22F	PC1200MJT		4
1965-1963	6.4 Liters 390 CID V8	24F	34R-PC1500T	Yes	1
1964	7.0 Liters 427 CID V8	24F	34R-PC1500T	Yes	1
1964-1963	4.7 Liters 289 CID V8	24F	34R-PC1500T	Yes	1
1964-1963	4.3 Liters 260 CID V8	24F	34R-PC1500T	Yes	1
1963	3.6 Liters 221 CID V8	24F	34R-PC1500T	Yes	1
1962-1961	6.4 Liters 390 CID V8	29NF	PC925MJT		2
1962	6.4 Liters 390 CID V8 Optional	24F	34R-PC1500T	Yes	1
1962-1958	5.8 Liters 352 CID V8	29NF	PC925MJT		2
1962	5.8 Liters 352 CID V8 Optional	24F	34R-PC1500T	Yes	1
1962-1958	4.8 Liters 292 CID V8	29NF	PC925MJT		2
1962	4.8 Liters 292 CID V8 Optional	24F	34R-PC1500T	Yes	1
1962	4.3 Liters 260 CID V8	22F	PC1200MJT		4
1962	4.3 Liters 260 CID V8 Optional	24F	34R-PC1500T	Yes	1
1962	3.7 Liters 223 CID L6	22F	PC1200MJT		4
1962	3.7 Liters 223 CID L6 Optional	24F	34R-PC1500T	Yes	1
1962	3.6 Liters 221 CID V8	22F	PC1200MJT		4
1962	3.6 Liters 221 CID V8 Optional	24F	34R-PC1500T	Yes	1
1961	6.4 Liters 390 CID V8 Optional	27F	34R-PC1500T	Yes	1
1961-1958	5.8 Liters 352 CID V8 Optional	27F	34R-PC1500T	Yes	1
1961-1958	4.8 Liters 292 CID V8 Optional	27F	34R-PC1500T	Yes	1
1961-1958	3.7 Liters 223 CID L6 Optional	27F	34R-PC1500T	Yes	1
1961-1956	3.7 Liters 223 CID L6	29NF	PC925MJT		2
1959-1958	5.4 Liters 332 CID V8 Optional	27F	34R-PC1500T	Yes	1
1959-1958	5.4 Liters 332 CID V8	29NF	PC925MJT		2
1957	5.1 Liters 312 CID V8	29NF	PC925MJT		2
1957-1956	4.8 Liters 292 CID V8	28N	N/A		
1957-1956	4.5 Liters 272 CID V8	29NF	PC925MJT		2
1955	4.5 Liters 272 CID V8	2N	N/A		
1955	4.5 Liters 272 CID V8 Optional	3N	N/A		
1955	3.7 Liters 223 CID L6	2N	N/A		
1955	3.7 Liters 223 CID L6 Optional	3N	N/A		
<b>Ford Fairmont</b>					
1983-1980	3.3 Liters 200 CID L6	61	PC925MJT		2
1983	3.3 Liters 200 CID L6 HBL	62	PC925MJT		2
1983	3.3 Liters 200 CID L6 Police & Taxi	24F	34R-PC1500T	Yes	1
1983	2.3 Liters 140 CID L4 U.S. & MT	61	PC925MJT		2
1983-1982	2.3 Liters 140 CID L4 Canada & Optional	62	PC925MJT		2
1983-1982	2.3 Liters 140 CID L4 AT & Optional	63	PC925MJT		2
1982	4.2 Liters 255 CID V8	62	PC925MJT		2
1982	4.2 Liters 255 CID V8	24F	34R-PC1500T	Yes	1
1982	3.3 Liters 200 CID L6 Optional	62	PC925MJT		2
1982	2.3 Liters 140 CID L4 MT	61	PC925MJT		2
1981-1980	4.2 Liters 255 CID V8	61	PC925MJT		2
1981	2.3 Liters 140 CID L4 MT	62	PC925MJT		2
1981	2.3 Liters 140 CID L4 AT	63	PC925MJT		2
1980	4.2 Liters 255 CID V8 Optional	62	PC925MJT		2
1980	3.3 Liters 200 CID L6 Optional	62	PC925MJT		2

Year, Make & Model	Engine, Liter & Options	BCI Group Size	ODYSSEY® Battery Model	Height Adapter	Notes
<b>Ford Fairmont (ctd)</b>					
1980	2.3 Liters 140 CID L4 California	62	PC925MJT		2
1980	2.3 Liters 140 CID L4 ex. California	63	PC925MJT		2
1980	2.3 Liters 140 CID L4 Optional	63	PC925MJT		2
1979-1978	5.0 Liters 302 CID V8	54	PC925MJT		2
1979-1978	5.0 Liters 302 CID V8 Optional	56	PC925MJT		2
1979-1978	3.3 Liters 200 CID L6	54	PC925MJT		2
1979-1978	3.3 Liters 200 CID L6 Optional	56	PC925MJT		2
1979-1978	2.3 Liters 140 CID L4	55	PC925MJT		2
1979	2.3 Liters 140 CID L4 Optional	56	PC925MJT		2
1978	2.3 Liters 140 CID L4	56	PC925MJT		2
<b>Ford Falcon</b>					
1970-1968	5.0 Liters 302 CID V8	22F	PC1200MJT		4
1970-1968	5.0 Liters 302 CID V8 Optional	24F	34R-PC1500T	Yes	1
1970	4.1 Liters 250 CID L6	22F	PC1200MJT		4
1970	4.1 Liters 250 CID L6 Optional	24F	34R-PC1500T	Yes	1
1970-1963	3.3 Liters 200 CID L6	22F	PC1200MJT		4
1970-1963	3.3 Liters 200 CID L6 Optional	24F	34R-PC1500T	Yes	1
1969-1960	2.8 Liters 170 CID L6	22F	PC1200MJT		4
1969-1960	2.8 Liters 170 CID L6 Optional	24F	34R-PC1500T	Yes	1
1968-1965	4.7 Liters 289 CID V8	22F	PC1200MJT		4
1968-1965	4.7 Liters 289 CID V8 Optional	24F	34R-PC1500T	Yes	1
1964	4.7 Liters 289 CID V8	24F	34R-PC1500T	Yes	1
1964-1963	4.3 Liters 260 CID V8	22F	PC1200MJT		4
1964-1960	2.4 Liters 144 CID L6	22F	PC1200MJT		4
1964-1960	2.4 Liters 144 CID L6 Optional	24F	34R-PC1500T	Yes	1
<b>Ford Falcon Sedan Delivery</b>					
1965	4.7 Liters 289 CID V8	22F	PC1200MJT		4
1965-1964	3.3 Liters 200 CID L6	22F	PC1200MJT		4
1965-1964	2.8 Liters 170 CID L6	22F	PC1200MJT		4
1964-1963	4.3 Liters 260 CID V8	22F	PC1200MJT		4
1964-1961	2.4 Liters 144 CID L6	22F	PC1200MJT		4
1961	2.8 Liters 170 CID L6	22F	PC1200MJT		4
<b>Ford Festiva</b>					
1993-1988	1.3 Liters 1295 CC L4 Festiva	35	35-PC1400T		
<b>Ford Fiesta</b>					
1980-1978	1.6 Liters 1598 CC 98 CID L4	42	PC1200MJT		4
<b>Ford Five Hundred</b>					
2007-2005	3.0 Liters 183 CID V6	36R	PC1200MJT		4
2006-2005	3.0 Liters 183 CID V6 Optional	36R	PC1200MJT		4
<b>Ford Flex</b>					
2010-2009	3.5 Liters 3496 CC 213 CID V6	65	65-PC1750T		
2010	3.5 Liters 3496 CC 213 CID V6 Optional	65	65-PC1750T		
<b>Ford Focus</b>					
2010-2008	2.0 Liters 121 CID L4	96R	PC1200MJT		4
2007-2005	2.0 Liters 121 CID L4	40R	PC1200MJT		4
2007-2003	2.3 Liters 140 CID L4	40R	PC1200MJT		4
2004-2003	2.0 Liters 1989 CC 122 CID L4	40R	PC1200MJT		4
2004-2003	2.0 Liters 1989 CC 122 CID L4 Z-Tech	96R	PC1200MJT		4
2004-2003	2.0 Liters 1989 CC 121 CID L4	40R	PC1200MJT		4
2004-2003	2.0 Liters 1989 CC 121 CID L4 Z-Tech	96R	PC1200MJT		4

1. Installation requires optional height adapter. Additional cable may be required.
2. Installation requires battery to be placed on its side to dimensionally fit. Vehicle battery restraint(s) may require modification.
3. Installation requires reverse mounting orientation for correct terminal polarity
4. Vehicle battery restraint(s) may require modification.
5. Installation requires additional interbattery cables for parallel connections.
6. If vehicle as Intelligent Key option, then use 34R-PC1500T with the optional height adapter. Additional cable may be required.
7. If vehicle as Intelligent key option, then use 35-PC1400T



Year, Make & Model	Engine, Liter & Options	BCI Group Size	ODYSSEY® Battery Model	Height Adapter	Notes
<b>Ford Focus (ctd)</b>					
2003-2000	2.0 Liters 1989 CC 121 CID L4	96R	PC1200MJT		4
2002-2001	2.0 Liters 1989 CC 121 CID L4 Z-Tech	40R	PC1200MJT		4
2002-2000	2.0 Liters 1989 CC 122 CID L4	96R	PC1200MJT		4
2000	2.0 Liters 1989 CC 122 CID L4	40R	PC1200MJT		4
2000	2.0 Liters 1989 CC 122 CID L4 Optional	40R	PC1200MJT		4
2000	2.0 Liters 1989 CC 121 CID L4 Optional	40R	PC1200MJT		4
<b>Ford Ford</b>					
1949	3.9 Liters 239 CID V8	2L	N/A		
1949	3.7 Liters 226 CID L6	2L	N/A		
<b>Ford Ford 300</b>					
1963	5.8 Liters 352 CID V8	29NF	PC925MJT		2
1963	4.7 Liters 289 CID V8	24F	34R-PC1500T	Yes	1
1963	4.3 Liters 260 CID V8	24F	34R-PC1500T	Yes	1
1963	3.7 Liters 223 CID L6	29NF	PC925MJT		2
1963	3.3 Liters 200 CID L6	29NF	PC925MJT		2
<b>Ford Freestar</b>					
2007-2004	4.2 Liters 256 CID V6	59	PC1200LMJT		4
2007-2004	4.2 Liters 256 CID V6 Optional	65	65-PC1750T		
2007-2004	3.9 Liters 238 CID V6	59	PC1200LMJT		4
2007-2004	3.9 Liters 238 CID V6 Optional	65	65-PC1750T		
<b>Ford Freestyle</b>					
2007-2005	3.0 Liters 183 CID V6	36R	PC1200MJT		4
2006-2005	3.0 Liters 183 CID V6 Optional	36R	PC1200MJT		4
<b>Ford Fusion</b>					
2010-2007	3.0 Liters 183 CID V6	96R	PC1200MJT		4
2010	3.5 Liters 3496 CC 213 CID V6	96R	PC1200MJT		4
2010	2.5 Liters 2488 CC 152 CID L4 Gas	96R	PC1200MJT		4
2010	2.5 Liters 2488 CC 152 CID L4 Hybrid	67R	PC1200MJT		4
2009	2.3 Liters 140 CID L4 Gas	96R	PC1200MJT		4
2009	2.3 Liters 140 CID L4 Hybrid	67R	PC1200MJT		4
2008-2007	2.3 Liters 140 CID L4	96R	PC1200MJT		4
2006	3.0 Liters 183 CID V6	40R	PC1200MJT		4
2006	2.3 Liters 140 CID L4	40R	PC1200MJT		4
<b>Ford Galaxie</b>					
1967	7.0 Liters 428 CID V8	22F	PC1200MJT		4
1967	7.0 Liters 427 CID V8	22F	PC1200MJT		4
1967-1965	6.4 Liters 390 CID V8	22F	PC1200MJT		4
1967-1965	4.7 Liters 289 CID V8 w/o AC & AT	22F	PC1200MJT		4
1967-1965	4.7 Liters 289 CID V8 AC & AT	24F	34R-PC1500T	Yes	1
1967-1965	4.7 Liters 289 CID V8 Optional	27F	34R-PC1500T	Yes	1
1967-1965	3.9 Liters 240 CID L6	24F	34R-PC1500T	Yes	1
1966	7.0 Liters 428 CID V8	27F	34R-PC1500T	Yes	1
1966-1965	7.0 Liters 427 CID V8	27F	34R-PC1500T	Yes	1
1966-1965	5.8 Liters 352 CID V8 w/o AC & AT	22F	PC1200MJT		4
1966-1965	5.8 Liters 352 CID V8 AC & AT	24F	34R-PC1500T	Yes	1
1966-1965	5.8 Liters 352 CID V8 Optional	27F	34R-PC1500T	Yes	1
1964-1963	4.7 Liters 289 CID V8	24F	34R-PC1500T	Yes	1
1964-1963	4.3 Liters 260 CID V8	24F	34R-PC1500T	Yes	1

Year, Make & Model	Engine, Liter & Options	BCI Group Size	ODYSSEY® Battery Model	Height Adapter	Notes
<b>Ford Galaxie (ctd)</b>					
1964-1961	6.4 Liters 390 CID V8	29NF	PC925MJT		2
1964-1959	5.8 Liters 352 CID V8	29NF	PC925MJT		2
1964-1959	3.7 Liters 223 CID L6	29NF	PC925MJT		2
1963	3.3 Liters 200 CID L6	29NF	PC925MJT		2
1962	6.4 Liters 390 CID V8 Optional	27F	34R-PC1500T	Yes	1
1962-1959	5.8 Liters 352 CID V8 Optional	27F	34R-PC1500T	Yes	1
1962-1959	4.8 Liters 292 CID V8	29NF	PC925MJT		2
1962-1960	4.8 Liters 292 CID V8 Optional	27F	34R-PC1500T	Yes	1
1961-1959	3.7 Liters 223 CID L6 Optional	27F	34R-PC1500T	Yes	1
1959	5.4 Liters 332 CID V8	29NF	PC925MJT		2
1959	5.4 Liters 332 CID V8 Optional	27F	34R-PC1500T	Yes	1
1959	4.8 Liters 292 CID V8	27F	34R-PC1500T	Yes	1
<b>Ford Galaxie 500</b>					
1974-1973	7.5 Liters 460 CID V8	27F	34R-PC1500T	Yes	1
1974-1972	6.6 Liters 400 CID V8	27F	34R-PC1500T	Yes	1
1974	5.8 Liters 351 CID V8	22F	PC1200MJT		4
1974	5.8 Liters 351 CID V8 Optional	27F	34R-PC1500T	Yes	1
1973-1972	7.0 Liters 429 CID V8	27F	34R-PC1500T	Yes	1
1973	5.8 Liters 351 CID V8	24F	34R-PC1500T	Yes	1
1972	5.8 Liters 351 CID V8	22F	PC1200MJT		4
1972	5.8 Liters 351 CID V8 Optional	27F	34R-PC1500T	Yes	1
1972	5.0 Liters 302 CID V8	22F	PC1200MJT		4
1972	5.0 Liters 302 CID V8 Optional	27F	34R-PC1500T	Yes	1
1972	3.9 Liters 240 CID L6	22F	PC1200MJT		4
1972	3.9 Liters 240 CID L6 Optional	27F	34R-PC1500T	Yes	1
1971	7.0 Liters 429 CID V8	24F	34R-PC1500T	Yes	1
1971	6.6 Liters 400 CID V8	24F	34R-PC1500T	Yes	1
1971	6.4 Liters 390 CID V8	24F	34R-PC1500T	Yes	1
1971	5.8 Liters 351 CID V8	24F	34R-PC1500T	Yes	1
1971	5.0 Liters 302 CID V8	24F	34R-PC1500T	Yes	1
1971	3.9 Liters 240 CID L6	24F	34R-PC1500T	Yes	1
1970-1968	7.0 Liters 429 CID V8	27F	34R-PC1500T	Yes	1
1970-1966	6.4 Liters 390 CID V8	22F	PC1200MJT		4
1970-1968	6.4 Liters 390 CID V8 AC & AT	24F	34R-PC1500T	Yes	1
1970	6.4 Liters 390 CID V8 w/o AC & AT	22F	PC1200MJT		4
1970	6.4 Liters 390 CID V8 Optional	27F	34R-PC1500T	Yes	1
1970-1969	5.8 Liters 351 CID V8	22F	PC1200MJT		4
1970-1969	5.8 Liters 351 CID V8 AC & AT	24F	34R-PC1500T	Yes	1
1970	5.8 Liters 351 CID V8 w/o AC & AT	22F	PC1200MJT		4
1970	5.8 Liters 351 CID V8 Optional	27F	34R-PC1500T	Yes	1
1970-1968	5.0 Liters 302 CID V8	22F	PC1200MJT		4
1970-1968	5.0 Liters 302 CID V8 AC & AT	24F	34R-PC1500T	Yes	1
1970	5.0 Liters 302 CID V8 w/o AC & AT	22F	PC1200MJT		4
1970	5.0 Liters 302 CID V8 Optional	27F	34R-PC1500T	Yes	1
1970-1968	3.9 Liters 240 CID L6 AC & AT	24F	34R-PC1500T	Yes	1
1970	3.9 Liters 240 CID L6 w/o AC & AT	22F	PC1200MJT		4
1970	3.9 Liters 240 CID L6 Optional	27F	34R-PC1500T	Yes	1
1969-1966	3.9 Liters 240 CID L6	22F	PC1200MJT		4
1968	7.0 Liters 427 CID V8	27F	34R-PC1500T	Yes	1
1967-1966	7.0 Liters 427 CID V8	22F	PC1200MJT		4

1. Installation requires optional height adapter. Additional cable may be required.
2. Installation requires battery to be placed on its side to dimensionally fit. Vehicle battery restraint(s) may require modification.
3. Installation requires reverse mounting orientation for correct terminal polarity
4. Vehicle battery restraint(s) may require modification.
5. Installation requires additional interbattery cables for parallel connections.
6. If vehicle as Intelligent Key option, then use 34R-PC1500T with the optional height adapter. Additional cable may be required.
7. If vehicle as Intelligent key option, then use 35-PC1400T

Year, Make & Model	Engine, Liter & Options	BCI Group Size	ODYSSEY® Battery Model	Height Adapter	Notes
<b>Ford Galaxie 500 (ctd)</b>					
1967-1966	7.0 Liters 427 CID V8 Optional	24F	34R-PC1500T	Yes	1
1967-1966	6.4 Liters 390 CID V8 Optional	24F	34R-PC1500T	Yes	1
1967-1966	4.7 Liters 289 CID V8	22F	PC1200MJT		4
1967-1966	4.7 Liters 289 CID V8 Optional	24F	34R-PC1500T	Yes	1
1967-1966	3.9 Liters 240 CID L6 Optional	24F	34R-PC1500T	Yes	1
1966	5.8 Liters 352 CID V8	22F	PC1200MJT		4
1966	5.8 Liters 352 CID V8 Optional	24F	34R-PC1500T	Yes	1
1965	7.0 Liters 427 CID V8	24F	34R-PC1500T	Yes	1
1965-1963	6.4 Liters 390 CID V8	24F	34R-PC1500T	Yes	1
1965-1963	5.8 Liters 352 CID V8	24F	34R-PC1500T	Yes	1
1965-1963	4.7 Liters 289 CID V8	24F	34R-PC1500T	Yes	1
1965	3.9 Liters 240 CID L6	24F	34R-PC1500T	Yes	1
1964-1963	4.3 Liters 260 CID V8	24F	34R-PC1500T	Yes	1
1964-1963	3.7 Liters 223 CID L6	24F	34R-PC1500T	Yes	1
1963	3.3 Liters 200 CID L6	24F	34R-PC1500T	Yes	1
1962	6.4 Liters 390 CID V8	29NF	PC925MJT		2
1962	5.8 Liters 352 CID V8	29NF	PC925MJT		2
1962	4.8 Liters 292 CID V8	29NF	PC925MJT		2
1962	3.7 Liters 223 CID L6	29NF	PC925MJT		2
<b>Ford Gran Torino</b>					
1976-1974	7.5 Liters 460 CID V8	24F	34R-PC1500T	Yes	1
1976-1974	5.8 Liters 351 CID V8	22F	PC1200MJT		4
1976-1972	6.6 Liters 400 CID V8	24F	34R-PC1500T	Yes	1
1974-1972	5.0 Liters 302 CID V8	22F	PC1200MJT		4
1974-1972	4.1 Liters 250 CID L6	22F	PC1200MJT		4
1973-1972	7.0 Liters 429 CID V8	24F	34R-PC1500T	Yes	1
1973-1972	5.8 Liters 351 CID V8	24F	34R-PC1500T	Yes	1
1973	5.0 Liters 302 CID V8	24F	34R-PC1500T	Yes	1
<b>Ford Granada</b>					
1982	3.8 Liters 232 CID V6	61	PC925MJT		2
1982	3.8 Liters 232 CID V6 Optional	62	PC925MJT		2
1982-1981	3.3 Liters 200 CID L6	61	PC925MJT		2
1982	3.3 Liters 200 CID L6 Optional	62	PC925MJT		2
1982	2.3 Liters 140 CID L4 MT	61	PC925MJT		2
1982	2.3 Liters 140 CID L4 AT & Optional	62	PC925MJT		2
1982	2.3 Liters 140 CID L4 AT & Optional	63	PC925MJT		2
1981-1980	4.2 Liters 255 CID V8	61	PC925MJT		2
1981	4.2 Liters 255 CID V8 Optional	63	PC925MJT		2
1981	3.3 Liters 200 CID L6 Optional	63	PC925MJT		2
1981	2.3 Liters 140 CID L4 MT	62	PC925MJT		2
1981	2.3 Liters 140 CID L4 AT	63	PC925MJT		2
1981	2.3 Liters 140 CID L4 Optional	63	PC925MJT		2
1980-1978	5.0 Liters 302 CID V8	55	PC925MJT		2
1980-1978	4.1 Liters 250 CID L6	55	PC925MJT		2
1977-1975	5.8 Liters 351 CID V8	22F	PC1200MJT		4
1977-1975	5.0 Liters 302 CID V8	22F	PC1200MJT		4
1977-1975	4.1 Liters 250 CID L6	22F	PC1200MJT		4
1977-1975	3.3 Liters 200 CID L6	22F	PC1200MJT		4
<b>Ford GT</b>					
2006-2005	5.4 Liters 5409 CC 330 CID V8	25	25-PC1400T		
<b>Ford GT40</b>					
1969-1966	4.7 Liters 289 CID V8	22F	PC1200MJT		4
1969-1966	4.7 Liters 289 CID V8 AC or Optional	24F	34R-PC1500T	Yes	1

Year, Make & Model	Engine, Liter & Options	BCI Group Size	ODYSSEY® Battery Model	Height Adapter	Notes
<b>Ford LCF</b>					
2009-2006	4.5 Liters 275 CID V6	31T	31-PC2150S		3
<b>Ford LTD</b>					
1986	5.8 Liters 351 CID V8	62	PC925MJT		2
1986-1983	5.8 Liters 351 CID V8	64	PC925MJT		2
1986	5.8 Liters 351 CID V8 Optional	63	PC925MJT		2
1986-1984	5.0 Liters 302 CID V8	62	PC925MJT		2
1986	5.0 Liters 302 CID V8 Optional	63	PC925MJT	Yes	1
1986-1981	5.0 Liters 302 CID V8 Optional	63	PC925MJT		2
1986-1984	3.8 Liters 232 CID V6	62	PC925MJT		2
1986-1984	3.8 Liters 232 CID V6 Optional	63	PC925MJT		2
1986-1985	2.3 Liters 140 CID L4	62	PC925MJT		2
1986-1983	2.3 Liters 140 CID L4 Optional	63	PC925MJT		2
1985	5.8 Liters 351 CID V8 Police	24F	34R-PC1500T	Yes	1
1985-1983	5.0 Liters 302 CID V8	63	PC925MJT		2
1985	5.0 Liters 302 CID V8 Police	24F	34R-PC1500T	Yes	1
1985	3.8 Liters 232 CID V6 Police & Taxi	24F	34R-PC1500T	Yes	1
1985	2.3 Liters 140 CID L4 Police & Taxi	24F	34R-PC1500T	Yes	1
1984	5.8 Liters 351 CID V8 Optional	64	PC925MJT		2
1984-1983	5.8 Liters 351 CID V8 Police & Trailer Tow	64	PC925MJT		2
1984	5.0 Liters 302 CID V8 Police & Taxi	24F	34R-PC1500T	Yes	1
1984-1983	5.0 Liters 302 CID V8 Police & Trailer Tow	64	PC925MJT		2
1984	2.3 Liters 140 CID L4 ex. LPG	62	PC925MJT		2
1984-1983	2.3 Liters 140 CID L4 LPG & Optional	63	PC925MJT		2
1984-1983	2.3 Liters 140 CID L4 Optional & LPG	63	PC925MJT		2
1983	3.8 Liters 232 CID V6	61	PC925MJT		2
1983	3.8 Liters 232 CID V6 Canada & Optional	62	PC925MJT		2
1983	3.8 Liters 232 CID V6 Trailer Tow	63	PC925MJT		2
1983	3.3 Liters 200 CID L6	61	PC925MJT		2
1983	3.3 Liters 200 CID L6 HBL	62	PC925MJT		2
1983	2.3 Liters 140 CID L4 U.S. & MT	61	PC925MJT		2
1983	2.3 Liters 140 CID L4 US w/MT	61	PC925MJT		2
1983	2.3 Liters 140 CID L4 U.S. & MT	62	PC925MJT		2
1983	2.3 Liters 140 CID L4 US w/AT & Canada	62	PC925MJT		2
1982-1981	5.8 Liters 351 CID V8 Optional	64	PC925MJT		2
1982-1981	4.2 Liters 255 CID V8	61	PC925MJT		2
1982-1981	4.2 Liters 255 CID V8 Optional	64	PC925MJT		2
1982-1980	5.8 Liters 351 CID V8	62	PC925MJT		2
1982-1980	5.0 Liters 302 CID V8	61	PC925MJT		2
1980	5.0 Liters 302 CID V8	62	PC925MJT		2
1979-1978	5.8 Liters 351 CID V8	55	PC925MJT		2
1979	5.8 Liters 351 CID V8 Optional	55	PC925MJT		2
1979	5.8 Liters 351 CID V8 Optional	56	PC925MJT		2
1979-1978	5.0 Liters 302 CID V8	55	PC925MJT		2

1. Installation requires optional height adapter. Additional cable may be required.
2. Installation requires battery to be placed on its side to dimensionally fit. Vehicle battery restraint(s) may require modification.
3. Installation requires reverse mounting orientation for correct terminal polarity
4. Vehicle battery restraint(s) may require modification.
5. Installation requires additional interbattery cables for parallel connections.
6. If vehicle as Intelligent Key option, then use 34R-PC1500T with the optional height adapter. Additional cable may be required.
7. If vehicle as Intelligent key option, then use 35-PC1400T

Year, Make & Model	Engine, Liter & Options	BCI Group Size	ODYSSEY® Battery Model	Height Adapter	Notes
<b>Ford LTD (ctd)</b>					
1979	5.0 Liters 302 CID V8 Optional	55	PC925MJT		2
1979	5.0 Liters 302 CID V8 Optional	56	PC925MJT		2
1978-1977	7.5 Liters 460 CID V8	24F	34R-PC1500T	Yes	1
1978	6.6 Liters 400 CID V8	55	PC925MJT		2
1978	6.6 Liters 400 CID V8	56	PC925MJT		2
1977	6.6 Liters 400 CID V8	24F	34R-PC1500T	Yes	1
1977-1974	5.8 Liters 351 CID V8	22F	PC1200MJT		4
1977	5.0 Liters 302 CID V8	22F	PC1200MJT		4
1976-1972	7.5 Liters 460 CID V8	27F	34R-PC1500T	Yes	1
1976-1972	6.6 Liters 400 CID V8	27F	34R-PC1500T	Yes	1
1973-1972	7.0 Liters 429 CID V8	27F	34R-PC1500T	Yes	1
1973	5.8 Liters 351 CID V8	24F	34R-PC1500T	Yes	1
1972	5.8 Liters 351 CID V8 AT	22F	PC1200MJT		4
1972	5.8 Liters 351 CID V8 MT	22F	PC1200MJT		4
1972	5.8 Liters 351 CID V8 AT	24F	34R-PC1500T	Yes	1
1972-1971	5.0 Liters 302 CID V8	22F	PC1200MJT		4
1971	7.0 Liters 429 CID V8	24F	34R-PC1500T	Yes	1
1971	6.6 Liters 400 CID V8	24F	34R-PC1500T	Yes	1
1971	6.4 Liters 390 CID V8	24F	34R-PC1500T	Yes	1
1971	5.8 Liters 351 CID V8	24F	34R-PC1500T	Yes	1
1971	5.0 Liters 302 CID V8	24F	34R-PC1500T	Yes	1
1970-1969	7.0 Liters 429 CID V8	27F	34R-PC1500T	Yes	1
1970-1969	5.8 Liters 351 CID V8 w/o AC	22F	PC1200MJT		4
1970-1969	5.8 Liters 351 CID V8 AC	24F	34R-PC1500T	Yes	1
1970-1969	5.8 Liters 351 CID V8 Optional	27F	34R-PC1500T	Yes	1
1970-1968	6.4 Liters 390 CID V8 w/o AC	22F	PC1200MJT		4
1970-1968	6.4 Liters 390 CID V8 AC	24F	34R-PC1500T	Yes	1
1970-1968	6.4 Liters 390 CID V8 Optional	27F	34R-PC1500T	Yes	1
1970-1968	5.0 Liters 302 CID V8 w/o AC	22F	PC1200MJT		4
1970-1968	5.0 Liters 302 CID V8 AC	24F	34R-PC1500T	Yes	1
1970-1968	5.0 Liters 302 CID V8 Optional	27F	34R-PC1500T	Yes	1
1969-1967	7.0 Liters 428 CID V8	27F	34R-PC1500T	Yes	1
1968-1967	4.7 Liters 289 CID V8 w/o AC	22F	PC1200MJT		4
1968-1967	4.7 Liters 289 CID V8 AC	24F	34R-PC1500T	Yes	1
1968-1967	4.7 Liters 289 CID V8 Optional	27F	34R-PC1500T	Yes	1
1968-1965	7.0 Liters 427 CID V8	27F	34R-PC1500T	Yes	1
1967-1965	6.4 Liters 390 CID V8	22F	PC1200MJT		4
1966-1965	4.7 Liters 289 CID V8	22F	PC1200MJT		4
1966-1965	4.7 Liters 289 CID V8 AC or Optional	24F	34R-PC1500T	Yes	1
<b>Ford LTD Crown Victoria</b>					
1991-1987	5.0 Liters 302 CID V8	58	PC1200LMJT		4
1991-1987	5.0 Liters 302 CID V8 HWS or Police	65	65-PC1750T		
1991-1987	5.0 Liters 302 CID V8 Optional	65	65-PC1750T		
1991	5.0 Liters 302 CID V8 ex. HWS or Police	58	PC1200LMJT		4
<b>Ford LTD II</b>					
1979-1978	5.8 Liters 351 CID V8	55	PC925MJT		2
1979	5.8 Liters 351 CID V8 Optional	56	PC925MJT		2
1979-1978	5.0 Liters 302 CID V8	55	PC925MJT		2
1979	5.0 Liters 302 CID V8 Optional	56	PC925MJT		2
1978	6.6 Liters 400 CID V8	55	PC925MJT		2
1977	6.6 Liters 400 CID V8	24F	34R-PC1500T	Yes	1
1977	5.8 Liters 351 CID V8	22F	PC1200MJT		4
1977	5.0 Liters 302 CID V8	22F	PC1200MJT		4

Year, Make & Model	Engine, Liter & Options	BCI Group Size	ODYSSEY® Battery Model	Height Adapter	Notes
<b>Ford Mainline</b>					
1956	5.1 Liters 312 CID V8	29NF	PC925MJT		2
1956	4.8 Liters 292 CID V8	29NF	PC925MJT		2
1956	4.5 Liters 272 CID V8	29NF	PC925MJT		2
1956	3.7 Liters 223 CID L6	29NF	PC925MJT		2
1955	4.8 Liters 292 CID V8	2N	N/A		
1955	4.5 Liters 272 CID V8	2N	N/A		
1955	4.5 Liters 272 CID V8 Optional	3N	N/A		
1955-1954	3.7 Liters 223 CID L6	2N	N/A		
1955-1954	3.7 Liters 223 CID L6 Optional	3N	N/A		
1954	4.2 Liters 256 CID V8	2N	N/A		
1954	4.2 Liters 256 CID V8 Optional	3N	N/A		
1954	3.9 Liters 239 CID V8	2N	N/A		
1954	3.9 Liters 239 CID V8 Optional	3N	N/A		
1953-1952	3.9 Liters 239 CID V8	2L	N/A		
1953	3.7 Liters 225 CID V8	2L	N/A		
1953-1952	3.5 Liters 215 CID L6	2L	N/A		
<b>Ford Maverick</b>					
1977-1973	5.0 Liters 302 CID V8	22F	PC1200MJT		4
1977-1973	4.1 Liters 250 CID L6	22F	PC1200MJT		4
1977-1973	3.3 Liters 200 CID L6	22F	PC1200MJT		4
1972-1971	5.0 Liters 302 CID V8	24F	34R-PC1500T	Yes	1
1972-1971	4.1 Liters 250 CID L6	24F	34R-PC1500T	Yes	1
1972-1971	3.3 Liters 200 CID L6	24F	34R-PC1500T	Yes	1
1972-1971	2.8 Liters 170 CID L6	24F	34R-PC1500T	Yes	1
1970	4.1 Liters 250 CID L6	22F	PC1200MJT		4
1970-1969	3.3 Liters 200 CID L6	22F	PC1200MJT		4
1970-1969	2.8 Liters 170 CID L6	22F	PC1200MJT		4
1969	3.3 Liters 200 CID L6 Optional	27F	34R-PC1500T	Yes	1
1969	2.8 Liters 170 CID L6 Optional	27F	34R-PC1500T	Yes	1
<b>Ford Mustang</b>					
2010-2008	4.6 Liters 281 CID V8	96R	PC1200MJT		4
2010-2007	5.4 Liters 5409 CC 330 CID V8	40R	PC1200MJT		4
2010-2005	4.0 Liters 245 CID V6	96R	PC1200MJT		4
2009-2008	4.6 Liters 281 CID V8 w/High Electrical Content	40R	PC1200MJT		4
2009-2008	4.0 Liters 245 CID V6 w/High Electrical Content	40R	PC1200MJT		4
2007	4.6 Liters 281 CID V8	40R	PC1200MJT		4
2006-2005	4.6 Liters 281 CID V8 Optional	40R	PC1200MJT		4
2006-2005	4.6 Liters 281 CID V8	96R	PC1200MJT		4
2006-2005	4.0 Liters 245 CID V6 Optional	40R	PC1200MJT		4
2004-1997	4.6 Liters 281 CID V8	59	PC1200LMJT		4
2004	4.6 Liters 281 CID V8 Supercharged	59	PC1200LMJT		4
2004	3.9 Liters 238 CID V6	59	PC1200LMJT		4
2004-1997	3.8 Liters 232 CID V6	59	PC1200LMJT		4
2000	5.4 Liters 5409 CC 330 CID V8	59	PC1200LMJT		4
1996	4.6 Liters 281 CID V8 Early	58	PC1200LMJT		4
1996	4.6 Liters 281 CID V8 Late	59	PC1200LMJT		4
1996	3.8 Liters 232 CID V6 Early	58	PC1200LMJT		4
1996	3.8 Liters 232 CID V6 Late	59	PC1200LMJT		4
1995	5.8 Liters 351 CID V8	58	PC1200LMJT		4
1995-1987	5.0 Liters 302 CID V8	58	PC1200LMJT		4
1995-1994	3.8 Liters 232 CID V6	58	PC1200LMJT		4
1993-1992	2.3 Liters 140 CID L4 MT	58	PC1200LMJT		4

1. Installation requires optional height adapter. Additional cable may be required.
2. Installation requires battery to be placed on its side to dimensionally fit. Vehicle battery restraint(s) may require modification.
3. Installation requires reverse mounting orientation for correct terminal polarity
4. Vehicle battery restraint(s) may require modification.
5. Installation requires additional interbattery cables for parallel connections.
6. If vehicle as Intelligent Key option, then use 34R-PC1500T with the optional height adapter. Additional cable may be required.
7. If vehicle as Intelligent key option, then use 35-PC1400T

Year, Make & Model	Engine, Liter & Options	BCI Group Size	ODYSSEY® Battery Model	Height Adapter	Notes
<b>Ford Mustang (ctd)</b>					
1993-1989	2.3 Liters 140 CID L4 AT & Optional	58	PC1200LMJT		4
1990-1987	2.3 Liters 140 CID L4 MT	58	PC1200LMJT		4
1986-1985	2.3 Liters 140 CID L4 MT, ex. Conv., High Alt, or Can.	61	PC925MJT		2
1986-1984	5.0 Liters 302 CID V8	63	PC925MJT		2
1986-1984	3.8 Liters 232 CID V6	62	PC925MJT		2
1984	3.8 Liters 232 CID V6 Conv. & Opt.	63	PC925MJT		2
1984	2.3 Liters 140 CID L4	61	PC925MJT		2
1984	2.3 Liters 140 CID L4 MT, ex. Conv., Turbo, High Alt, or Canada	61	PC925MJT		2
1984	2.3 Liters 140 CID L4 High Alt, AT, Can.	62	PC925MJT		2
1984	2.3 Liters 140 CID L4 Optional	62	PC925MJT		2
1984	2.3 Liters 140 CID L4 Conv, Turbo, Optional	63	PC925MJT		2
1984	2.3 Liters 140 CID L4 Conv. & Opt.	63	PC925MJT		2
1983-1982	5.0 Liters 302 CID V8	61	PC925MJT		2
1983	5.0 Liters 302 CID V8 Conv.	63	PC925MJT		2
1983-1982	5.0 Liters 302 CID V8 Optional	63	PC925MJT		2
1983	3.8 Liters 232 CID V6	61	PC925MJT		2
1983	3.8 Liters 232 CID V6 Conv.	63	PC925MJT		2
1983	3.8 Liters 232 CID V6 Optional	63	PC925MJT		2
1983	2.3 Liters 140 CID L4 MT, U.S., ex. Turbo	61	PC925MJT		2
1983	2.3 Liters 140 CID L4 AT	62	PC925MJT		2
1983	2.3 Liters 140 CID L4 Canada	62	PC925MJT		2
1983	2.3 Liters 140 CID L4 Optional	63	PC925MJT		2
1983	2.3 Liters 140 CID L4 Turbo	63	PC925MJT		2
1982	2.3 Liters 140 CID L4	61	PC925MJT		2
1982-1981	2.3 Liters 140 CID L4 MT ex. Turbo	62	PC925MJT		2
1982-1980	4.2 Liters 255 CID V8	61	PC925MJT		2
1982-1980	4.2 Liters 255 CID V8 Optional	63	PC925MJT		2
1982-1980	3.3 Liters 200 CID L6	61	PC925MJT		2
1982-1980	3.3 Liters 200 CID L6 Optional	63	PC925MJT		2
1982	2.3 Liters 140 CID L4 MT ex. Turbo	61	PC925MJT		2
1982	2.3 Liters 140 CID L4 AT & Turbo	62	PC925MJT		2
1981	2.3 Liters 140 CID L4	63	PC925MJT		2
1981-1980	2.3 Liters 140 CID L4	62	PC925MJT		2
1981	2.3 Liters 140 CID L4 AT & Optional	63	PC925MJT		2
1980	4.2 Liters 255 CID V8	55	PC925MJT		2
1980-1979	3.3 Liters 200 CID L6	55	PC925MJT		2
1980-1979	2.3 Liters 140 CID L4	55	PC925MJT		2
1980	2.3 Liters 140 CID L4 MT	62	PC925MJT		2
1980	2.3 Liters 140 CID L4 MT & Optional	62	PC925MJT		2
1980	2.3 Liters 140 CID L4 AT	63	PC925MJT		2
1979	5.0 Liters 302 CID V8	55	PC925MJT		2
1979	2.8 Liters 171 CID V6	55	PC925MJT		2

Year, Make & Model	Engine, Liter & Options	BCI Group Size	ODYSSEY® Battery Model	Height Adapter	Notes
<b>Ford Mustang (ctd)</b>					
1973	5.8 Liters 351 CID V8	22F	PC1200MJT		4
1973	5.8 Liters 351 CID V8	27F	34R-PC1500T	Yes	1
1973	5.8 Liters 351 CID V8 Optional	27F	34R-PC1500T	Yes	1
1973	5.0 Liters 302 CID V8	27F	34R-PC1500T	Yes	1
1973-1972	5.0 Liters 302 CID V8	22F	PC1200MJT		4
1973-1972	5.0 Liters 302 CID V8 Optional	27F	34R-PC1500T	Yes	1
1973-1972	4.1 Liters 250 CID L6	22F	PC1200MJT		4
1973	4.1 Liters 250 CID L6	27F	34R-PC1500T	Yes	1
1973-1972	4.1 Liters 250 CID L6 Optional	27F	34R-PC1500T	Yes	1
1972	5.8 Liters 351 CID V8 2V w/MT	22F	PC1200MJT		4
1972	5.8 Liters 351 CID V8 MT	22F	PC1200MJT		4
1972	5.8 Liters 351 CID V8 AT	24F	34R-PC1500T	Yes	1
1972	5.8 Liters 351 CID V8 2V w/MT Optional	27F	34R-PC1500T	Yes	1
1972	5.8 Liters 351 CID V8 AT & Optional	27F	34R-PC1500T	Yes	1
1972	5.8 Liters 351 CID V8 MT & Optional	27F	34R-PC1500T	Yes	1
1971-1969	7.0 Liters 429 CID V8	24F	34R-PC1500T	Yes	1
1971	5.8 Liters 351 CID V8	24F	34R-PC1500T	Yes	1
1971	5.0 Liters 302 CID V8	24F	34R-PC1500T	Yes	1
1971	4.1 Liters 250 CID L6	24F	34R-PC1500T	Yes	1
1970-1969	5.8 Liters 351 CID V8	22F	PC1200MJT		4
1970-1969	5.8 Liters 351 CID V8 Optional	24F	34R-PC1500T	Yes	1
1970-1969	4.1 Liters 250 CID L6	22F	PC1200MJT		4
1970-1969	4.1 Liters 250 CID L6 Optional	24F	34R-PC1500T	Yes	1
1970-1968	7.0 Liters 428 CID V8	24F	34R-PC1500T	Yes	1
1970-1968	5.0 Liters 302 CID V8	22F	PC1200MJT		4
1970-1968	5.0 Liters 302 CID V8 Optional	24F	34R-PC1500T	Yes	1
1970-1965	3.3 Liters 200 CID L6	22F	PC1200MJT		4
1970-1965	3.3 Liters 200 CID L6 Optional	24F	34R-PC1500T	Yes	1
1969-1967	6.4 Liters 390 CID V8	22F	PC1200MJT		4
1969-1967	6.4 Liters 390 CID V8 Optional	24F	34R-PC1500T	Yes	1
1968	7.0 Liters 427 CID V8	24F	34R-PC1500T	Yes	1
1968-1965	4.7 Liters 289 CID V8	22F	PC1200MJT		4
1968-1965	4.7 Liters 289 CID V8 Optional	24F	34R-PC1500T	Yes	1
1965-1964	2.8 Liters 170 CID L6	22F	PC1200MJT		4
1965	2.8 Liters 170 CID L6 Optional	24F	34R-PC1500T	Yes	1
1964	4.7 Liters 289 CID V8	24F	34R-PC1500T	Yes	1
1964	4.3 Liters 260 CID V8	24F	34R-PC1500T	Yes	1
1964	3.3 Liters 200 CID L6	24F	34R-PC1500T	Yes	1
<b>Ford Mustang II</b>					
1978	5.0 Liters 302 CID V8	55	PC925MJT		2
1978	2.8 Liters 171 CID V6	55	PC925MJT		2
1978	2.3 Liters 140 CID L4	55	PC925MJT		2
1977-1975	5.0 Liters 302 CID V8	22F	PC1200MJT		4
1977-1974	2.8 Liters 171 CID V6	22F	PC1200MJT		4
1977-1974	2.3 Liters 140 CID L4	22F	PC1200MJT		4
1974	2.0 Liters 1989 CC 122 CID L4	22F	PC1200MJT		4
<b>Ford P-100</b>					
1967-1965	2.8 Liters 170 CID L6 MT	22HF	PC1200MJT		4
<b>Ford P-350</b>					
1976	6.6 Liters 400 CID V8	29NF	PC925MJT		2
1976	5.0 Liters 302 CID V8	29NF	PC925MJT		2

1. Installation requires optional height adapter. Additional cable may be required.
2. Installation requires battery to be placed on its side to dimensionally fit. Vehicle battery restraint(s) may require modification.
3. Installation requires reverse mounting orientation for correct terminal polarity
4. Vehicle battery restraint(s) may require modification.
5. Installation requires additional interbattery cables for parallel connections.
6. If vehicle as Intelligent Key option, then use 34R-PC1500T with the optional height adapter. Additional cable may be required.
7. If vehicle as Intelligent key option, then use 35-PC1400T



Year, Make & Model	Engine, Liter & Options	BCI Group Size	ODYSSEY® Battery Model	Height Adapter	Notes
<b>Ford P-350 (ctd)</b>					
1976-1971	4.9 Liters 300 CID L6	29NF	PC925MJT		2
1973-1972	6.4 Liters 390 CID V8	29NF	PC925MJT		2
1973	5.9 Liters 360 CID V8	29NF	PC925MJT		2
1972	5.0 Liters 302 CID V8	29NF	PC925MJT		2
1972-1971	3.9 Liters 240 CID L6	29NF	PC925MJT		2
1971	4.2 Liters 254 CID L4	29NF	PC925MJT		2
1970-1968	4.9 Liters 300 CID L6	22HF	PC1200MJT		4
1970-1968	3.9 Liters 240 CID L6	22HF	PC1200MJT		4
1969-1968	4.0 Liters 242 CID L4	22HF	PC1200MJT		4
<b>Ford P-400</b>					
1976-1975	6.6 Liters 400 CID V8	29NF	PC925MJT		2
1976-1975	5.0 Liters 302 CID V8	29NF	PC925MJT		2
1976-1975	4.9 Liters 300 CID L6	29NF	PC925MJT		2
<b>Ford P-500</b>					
1976-1975	6.6 Liters 400 CID V8	29NF	PC925MJT		2
1976-1975	5.0 Liters 302 CID V8	29NF	PC925MJT		2
1976-1975	4.9 Liters 300 CID L6	29NF	PC925MJT		2
<b>Ford Park Lane Wagon</b>					
1956	4.5 Liters 272 CID V8	29NF	PC925MJT		2
1956	3.7 Liters 223 CID L6	29NF	PC925MJT		2
<b>Ford Pinto</b>					
1980-1978	2.3 Liters 140 CID L4	55	PC925MJT		2
1979-1978	2.8 Liters 171 CID V6	55	PC925MJT		2
1977-1975	2.8 Liters 171 CID V6	22F	PC1200MJT		4
1977-1974	2.3 Liters 140 CID L4	22F	PC1200MJT		4
1974-1971	2.0 Liters 1989 CC 122 CID L4	22F	PC1200MJT		4
1973-1971	1.6 Liters 1598 CC 98 CID L4	22F	PC1200MJT		4
<b>Ford Prefect</b>					
1961-1960	1.0 Liters 997 CC 61 CID L4	22F	PC1200MJT		4
1959-1958	1.2 Liters 1172 CC 72 CID L4	22F	PC1200MJT		4
1957-1950	1.2 Liters 1172 CC 72 CID L4	N/A	N/A		
<b>Ford Probe</b>					
1997-1993	2.5 Liters 2450 CC 152 CID V6	58R	PC1200MJT		4
1997-1993	2.0 Liters 1989 CC 122 CID L4	58R	PC1200MJT		4
1992-1990	3.0 Liters 182 CID V6	58R	PC1200MJT		4
1992-1989	2.2 Liters 133 CID L4	56	PC925MJT		2
<b>Ford Ranch Wagon</b>					
1974-1973	7.5 Liters 460 CID V8	24F	34R-PC1500T	Yes	1
1974-1971	6.6 Liters 400 CID V8	24F	34R-PC1500T	Yes	1
1974	5.8 Liters 351 CID V8	22F	PC1200MJT		4
1973-1969	7.0 Liters 429 CID V8	24F	34R-PC1500T	Yes	1
1973-1969	5.8 Liters 351 CID V8	24F	34R-PC1500T	Yes	1
1972-1968	5.0 Liters 302 CID V8	22F	PC1200MJT		4
1971-1968	6.4 Liters 390 CID V8	24F	34R-PC1500T	Yes	1
1970-1968	7.0 Liters 428 CID V8	24F	34R-PC1500T	Yes	1
1969-1968	3.9 Liters 240 CID L6	22F	PC1200MJT		4
1968-1965	4.7 Liters 289 CID V8	22F	PC1200MJT		4
1967	7.0 Liters 427 CID V8	27F	34R-PC1500T	Yes	1
1967-1965	6.4 Liters 390 CID V8	22F	PC1200MJT		4
1967-1965	3.9 Liters 240 CID L6	24F	34R-PC1500T	Yes	1
1967-1966	3.3 Liters 200 CID L6	22F	PC1200MJT		4
1967-1966	2.8 Liters 170 CID L6	22F	PC1200MJT		4
1966	7.0 Liters 427 CID V8	24F	34R-PC1500T	Yes	1
1966-1965	5.8 Liters 352 CID V8	22F	PC1200MJT		4

Year, Make & Model	Engine, Liter & Options	BCI Group Size	ODYSSEY® Battery Model	Height Adapter	Notes
<b>Ford Ranch Wagon (ctd)</b>					
1965-1964	7.0 Liters 427 CID V8	27F	34R-PC1500T	Yes	1
1964-1961	6.4 Liters 390 CID V8	29NF	PC925MJT		2
1964-1958	5.8 Liters 352 CID V8	29NF	PC925MJT		2
1964-1963	4.7 Liters 289 CID V8	24F	34R-PC1500T	Yes	1
1964-1963	4.3 Liters 260 CID V8	24F	34R-PC1500T	Yes	1
1964-1956	3.7 Liters 223 CID L6	29NF	PC925MJT		2
1964	2.8 Liters 170 CID L6	29NF	PC925MJT		2
1963	3.3 Liters 200 CID L6	29NF	PC925MJT		2
1962-1961	6.4 Liters 390 CID V8 Optional	27F	34R-PC1500T	Yes	1
1962-1958	5.8 Liters 352 CID V8 Optional	27F	34R-PC1500T	Yes	1
1962-1958	4.8 Liters 292 CID V8 Optional	27F	34R-PC1500T	Yes	1
1962-1958	4.8 Liters 292 CID V8	29NF	PC925MJT		2
1962-1957	3.7 Liters 223 CID L6 Optional	27F	34R-PC1500T	Yes	1
1962	2.8 Liters 170 CID L6 Optional	27F	34R-PC1500T	Yes	1
1962	2.8 Liters 170 CID L6	29NF	PC925MJT		2
1962	2.4 Liters 144 CID L6 Optional	27F	34R-PC1500T	Yes	1
1962	2.4 Liters 144 CID L6	29NF	PC925MJT		2
1959-1958	5.4 Liters 332 CID V8 Optional	27F	34R-PC1500T	Yes	1
1959-1958	5.4 Liters 332 CID V8	29NF	PC925MJT		2
1957-1956	4.8 Liters 292 CID V8	28N	N/A		
1957-1956	4.5 Liters 272 CID V8	29NF	PC925MJT		2
1957	4.5 Liters 272 CID V8 Optional	27F	34R-PC1500T	Yes	1
1955	4.5 Liters 272 CID V8	2N	N/A		
1955	4.5 Liters 272 CID V8 Optional	3N	N/A		
1955-1954	3.7 Liters 223 CID L6	2N	N/A		
1955-1954	3.7 Liters 223 CID L6 Optional	3N	N/A		
1954	4.2 Liters 256 CID V8	28N	N/A		
1954	3.9 Liters 239 CID V8	2N	N/A		
1954	3.9 Liters 239 CID V8 Optional	3N	N/A		
1953-1950	3.9 Liters 239 CID V8	2L	N/A		
1953	3.7 Liters 225 CID V8	2L	N/A		
1953-1952	3.5 Liters 215 CID L6	2L	N/A		
1951-1950	3.7 Liters 226 CID L6	2L	N/A		
<b>Ford Ranchero</b>					
1979-1978	5.8 Liters 351 CID V8	55	PC925MJT		2
1979-1978	5.8 Liters 351 CID V8 Optional	56	PC925MJT		2
1979-1978	5.0 Liters 302 CID V8	55	PC925MJT		2
1979-1978	5.0 Liters 302 CID V8 Optional	56	PC925MJT		2
1978	6.6 Liters 400 CID V8	55	PC925MJT		2
1978	6.6 Liters 400 CID V8 Optional	56	PC925MJT		2
1977	7.5 Liters 460 CID V8	22F	PC1200MJT		4
1977	7.5 Liters 460 CID V8 Optional	24F	34R-PC1500T	Yes	1
1977-1972	6.6 Liters 400 CID V8	24F	34R-PC1500T	Yes	1
1977-1974	5.8 Liters 351 CID V8	22F	PC1200MJT		4
1977	5.8 Liters 351 CID V8 Optional	24F	34R-PC1500T	Yes	1
1977	5.0 Liters 302 CID V8	22F	PC1200MJT		4
1977	5.0 Liters 302 CID V8 Optional	24F	34R-PC1500T	Yes	1
1976-1974	7.5 Liters 460 CID V8	24F	34R-PC1500T	Yes	1
1975	5.8 Liters 351 CID V8	24F	34R-PC1500T	Yes	1
1975	5.8 Liters 351 CID V8 Optional	24F	34R-PC1500T	Yes	1
1974-1968	5.0 Liters 302 CID V8	22F	PC1200MJT		4
1973-1970	7.0 Liters 429 CID V8	24F	34R-PC1500T	Yes	1
1973-1969	5.8 Liters 351 CID V8	24F	34R-PC1500T	Yes	1
1973	5.0 Liters 302 CID V8 Optional	24F	34R-PC1500T	Yes	1
1973-1969	4.1 Liters 250 CID L6	22F	PC1200MJT		4

1. Installation requires optional height adapter. Additional cable may be required.
2. Installation requires battery to be placed on its side to dimensionally fit. Vehicle battery restraint(s) may require modification.
3. Installation requires reverse mounting orientation for correct terminal polarity
4. Vehicle battery restraint(s) may require modification.
5. Installation requires additional interbattery cables for parallel connections.
6. If vehicle as Intelligent Key option, then use 34R-PC1500T with the optional height adapter. Additional cable may be required.
7. If vehicle as Intelligent key option, then use 35-PC1400T

Year, Make & Model	Engine, Liter & Options	BCI Group Size	ODYSSEY® Battery Model	Height Adapter	Notes
<b>Ford Ranchero (ctd)</b>					
1973	4.1 Liters 250 CID L6 Optional	24F	34R-PC1500T	Yes	1
1969-1968	7.0 Liters 428 CID V8	24F	34R-PC1500T	Yes	1
1969-1968	6.4 Liters 390 CID V8	24F	34R-PC1500T	Yes	1
1968	3.3 Liters 200 CID L6	22F	PC1200MJT		4
1967	6.4 Liters 390 CID V8 w/o AC & AT	22F	PC1200MJT		4
1967	6.4 Liters 390 CID V8 AC & AT	24F	34R-PC1500T	Yes	1
1967	6.4 Liters 390 CID V8 Optional	27F	34R-PC1500T	Yes	1
1967-1965	4.7 Liters 289 CID V8 w/o AC & AT	22F	PC1200MJT		4
1967-1965	4.7 Liters 289 CID V8 AC & AT	24F	34R-PC1500T	Yes	1
1967-1965	4.7 Liters 289 CID V8 Optional	27F	34R-PC1500T	Yes	1
1967-1965	3.3 Liters 200 CID L6 w/o AC & AT	22F	PC1200MJT		4
1967-1965	3.3 Liters 200 CID L6 AC & AT	24F	34R-PC1500T	Yes	1
1967-1965	3.3 Liters 200 CID L6 Optional	27F	34R-PC1500T	Yes	1
1965	2.8 Liters 170 CID L6 w/o AC & AT	22F	PC1200MJT		4
1965	2.8 Liters 170 CID L6 AC & AT	24F	34R-PC1500T	Yes	1
1965	2.8 Liters 170 CID L6 Optional	27F	34R-PC1500T	Yes	1
1964-1963	4.3 Liters 260 CID V8	24F	34R-PC1500T	Yes	1
1964	3.3 Liters 200 CID L6	29NF	PC925MJT		2
1964	2.8 Liters 170 CID L6	29NF	PC925MJT		2
1964-1960	2.4 Liters 144 CID L6	29NF	PC925MJT		2
1962-1960	2.4 Liters 144 CID L6 Optional	27F	34R-PC1500T	Yes	1
1961	2.8 Liters 170 CID L6	29NF	PC925MJT		2
1961	2.8 Liters 170 CID L6 Optional	27F	34R-PC1500T	Yes	1
1959	5.8 Liters 352 CID V8	29NF	PC925MJT		2
1959-1958	4.8 Liters 292 CID V8 Optional	27F	34R-PC1500T	Yes	1
1959-1958	3.7 Liters 223 CID L6 Optional	27F	34R-PC1500T	Yes	1
1959-1957	4.8 Liters 292 CID V8	29NF	PC925MJT		2
1959-1957	3.7 Liters 223 CID L6	29NF	PC925MJT		2
1958-1957	5.8 Liters 352 CID V8	28N	N/A		
1957	4.5 Liters 272 CID V8	29NF	PC925MJT		2
<b>Ford Ranger</b>					
2010-2001	2.3 Liters 140 CID L4	59	PC1200LMJT		4
2010-1997	4.0 Liters 245 CID V6	59	PC1200LMJT		4
2008-1997	3.0 Liters 182 CID V6	59	PC1200LMJT		4
2002-1999	U/K Electric	59	PC1200LMJT		4
2001-1998	2.5 Liters 153 CID L4	59	PC1200LMJT		4
1998	U/K Electric	N/A	N/A		
1997	4.0 Liters 245 CID V6 Optional	65	65-PC1750T		
1997-1991	3.0 Liters 182 CID V6 Optional	65	65-PC1750T		
1997	2.3 Liters 140 CID L4	59	PC1200LMJT		4
1997-1989	2.3 Liters 140 CID L4 Optional	65	65-PC1750T		
1996-1991	4.0 Liters 245 CID V6	65	65-PC1750T		
1996-1991	3.0 Liters 182 CID V6	58	PC1200LMJT		4
1996-1989	2.3 Liters 140 CID L4	58	PC1200LMJT		4
1992-1989	2.9 Liters 177 CID V6	58	PC1200LMJT		4
1992-1989	2.9 Liters 177 CID V6 Optional	65	65-PC1750T		
1990	4.0 Liters 245 CID V6	58	PC1200LMJT		4
1990	4.0 Liters 245 CID V6 Optional	65	65-PC1750T		
1988-1987	2.9 Liters 177 CID V6 Optional	64	PC925MJT		2

Year, Make & Model	Engine, Liter & Options	BCI Group Size	ODYSSEY® Battery Model	Height Adapter	Notes
<b>Ford Ranger (ctd)</b>					
1988-1986	2.9 Liters 177 CID V6 EFI	63	PC925MJT		2
1988	2.3 Liters 140 CID L4 MT, Louisville	62	PC925MJT		2
1988	2.3 Liters 140 CID L4 AT	63	PC925MJT		2
1988	2.3 Liters 140 CID L4 MT, Twin Cities	63	PC925MJT		2
1988	2.3 Liters 140 CID L4 Optional	64	PC925MJT		2
1988	2.0 Liters 1989 CC 122 CID L4 MT, Louisville	62	PC925MJT		2
1988	2.0 Liters 1989 CC 122 CID L4 Twin Cities Plant	63	PC925MJT		2
1988	2.0 Liters 1989 CC 122 CID L4 Optional	64	PC925MJT		2
1987	2.9 Liters 177 CID V6 HD Service Pack	64	PC925MJT		2
1987	2.3 Liters 140 CID L4 EFI	63	PC925MJT		2
1987-1985	2.3 Liters 140 CID L4 Diesel	63	PC925MJT		2
1987	2.0 Liters 1989 CC 122 CID L4	62	PC925MJT		2
1987	2.0 Liters 1989 CC 122 CID L4 Optional	63	PC925MJT		2
1986	2.9 Liters 177 CID V6 U.S. & Optional	64	PC925MJT		2
1986	2.9 Liters 177 CID V6 Canada & Optional	64	PC925MJT		2
1986	2.9 Liters 177 CID V6 Canada	63	PC925MJT		4
1986	2.3 Liters 140 CID L4 U.S. & MT	62	PC925MJT		2
1986-1983	2.3 Liters 140 CID L4 Canada	63	PC925MJT		2
1986-1985	2.3 Liters 140 CID L4 Canada & Optional	64	PC925MJT		2
1986	2.0 Liters 1989 CC 122 CID L4 AT	63	PC925MJT		2
1986-1985	2.0 Liters 1989 CC 122 CID L4 Canada & Optional	64	PC925MJT		2
1986-1983	2.0 Liters 1989 CC 122 CID L4 U.S.	62	PC925MJT		2
1986-1983	2.0 Liters 1989 CC 122 CID L4 Canada	63	PC925MJT		2
1985-1983	2.8 Liters 171 CID V6 U.S.	62	PC925MJT		2
1985-1984	2.8 Liters 171 CID V6 Canada	63	PC925MJT		2
1985-1983	2.8 Liters 171 CID V6 Optional	64	PC925MJT		2
1985	2.8 Liters 171 CID V6 Canada & Optional	64	PC925MJT		4
1985	2.3 Liters 140 CID L4 U.S.	63	PC925MJT		2
1984-1983	2.3 Liters 140 CID L4 U.S.	62	PC925MJT		2
1984	2.3 Liters 140 CID L4 Optional	64	PC925MJT		2
1984-1983	2.2 Liters 134 CID L4 Diesel	63	PC925MJT		2
1984	2.0 Liters 1989 CC 122 CID L4 Optional	64	PC925MJT		2
1983	2.8 Liters 171 CID V6	63	PC925MJT		2
<b>Ford Skyliner</b>					
1959-1958	5.8 Liters 352 CID V8 Optional	27F	34R-PC1500T	Yes	1
1959-1958	5.8 Liters 352 CID V8	29NF	PC925MJT		2
1959-1958	5.4 Liters 332 CID V8 Optional	27F	34R-PC1500T	Yes	1
1959-1958	5.4 Liters 332 CID V8	29NF	PC925MJT		2
1959-1958	4.8 Liters 292 CID V8 Optional	27F	34R-PC1500T	Yes	1

1. Installation requires optional height adapter. Additional cable may be required.
2. Installation requires battery to be placed on its side to dimensionally fit. Vehicle battery restraint(s) may require modification.
3. Installation requires reverse mounting orientation for correct terminal polarity
4. Vehicle battery restraint(s) may require modification.
5. Installation requires additional interbattery cables for parallel connections.
6. If vehicle as Intelligent Key option, then use 34R-PC1500T with the optional height adapter. Additional cable may be required.
7. If vehicle as Intelligent key option, then use 35-PC1400T

Year, Make & Model	Engine, Liter & Options	BCI Group Size	ODYSSEY® Battery Model	Height Adapter	Notes
<b>Ford Skyliner (ctd)</b>					
1959-1958	4.8 Liters 292 CID V8	29NF	PC925MJT		2
1957-1956	4.5 Liters 272 CID V8	29NF	PC925MJT		2
1956	3.7 Liters 223 CID L6	29NF	PC925MJT		2
1955	4.5 Liters 272 CID V8	2N	N/A		
1955	4.5 Liters 272 CID V8 Optional	3N	N/A		
1955-1954	3.7 Liters 223 CID L6	2N	N/A		
1955-1954	3.7 Liters 223 CID L6 Optional	3N	N/A		
1954	4.2 Liters 256 CID V8	2N	N/A		
1954	4.2 Liters 256 CID V8 Optional	3N	N/A		
1954	3.9 Liters 239 CID V8	2N	N/A		
1954	3.9 Liters 239 CID V8 Optional	3N	N/A		
<b>Ford Sprint</b>					
1964-1963	4.3 Liters 260 CID V8	24F	34R-PC1500T	Yes	1
1963	3.6 Liters 221 CID V8	29NF	PC925MJT		2
1963	2.8 Liters 170 CID L6	29NF	PC925MJT		2
<b>Ford Squire</b>					
1960-1958	1.2 Liters 1172 CC 72 CID L4	22F	PC1200MJT		4
1957-1956	1.2 Liters 1172 CC 72 CID L4	N/A	N/A		
<b>Ford Starliner</b>					
1961-1960	5.8 Liters 352 CID V8 Optional	27F	34R-PC1500T	Yes	1
1961-1960	5.8 Liters 352 CID V8	29NF	PC925MJT		2
1961-1960	4.8 Liters 292 CID V8 Optional	27F	34R-PC1500T	Yes	1
1961-1960	4.8 Liters 292 CID V8	29NF	PC925MJT		2
1961-1960	3.7 Liters 223 CID L6 Optional	27F	34R-PC1500T	Yes	1
1961-1960	3.7 Liters 223 CID L6	29NF	PC925MJT		2
<b>Ford Sunliner</b>					
1964-1962	6.4 Liters 390 CID V8	29NF	PC925MJT		2
1964-1958	5.8 Liters 352 CID V8	29NF	PC925MJT		2
1964	4.3 Liters 260 CID V8	24F	34R-PC1500T	Yes	1
1964-1963	3.7 Liters 223 CID L6	29NF	PC925MJT		2
1963	4.7 Liters 289 CID V8	24F	34R-PC1500T	Yes	1
1963	3.3 Liters 200 CID L6	29NF	PC925MJT		2
1962	6.4 Liters 390 CID V8 Optional	27F	34R-PC1500T	Yes	1
1962-1958	5.8 Liters 352 CID V8 Optional	27F	34R-PC1500T	Yes	1
1962-1958	4.8 Liters 292 CID V8 Optional	27F	34R-PC1500T	Yes	1
1962-1958	4.8 Liters 292 CID V8	29NF	PC925MJT		2
1961-1958	3.7 Liters 223 CID L6 Optional	27F	34R-PC1500T	Yes	1
1961-1956	3.7 Liters 223 CID L6	29NF	PC925MJT		2
1959-1958	5.4 Liters 332 CID V8 Optional	27F	34R-PC1500T	Yes	1
1959-1958	5.4 Liters 332 CID V8	29NF	PC925MJT		2
1957-1956	4.5 Liters 272 CID V8	29NF	PC925MJT		2
1955	4.5 Liters 272 CID V8	2N	N/A		
1955	4.5 Liters 272 CID V8 Optional	3N	N/A		
1955-1954	3.7 Liters 223 CID L6	2N	N/A		
1955-1954	3.7 Liters 223 CID L6 Optional	3N	N/A		
1954	4.2 Liters 256 CID V8	2N	N/A		
1954	4.2 Liters 256 CID V8 Optional	3N	N/A		
1954	3.9 Liters 239 CID V8	2N	N/A		
1954	3.9 Liters 239 CID V8 Optional	3N	N/A		
1953-1952	3.9 Liters 239 CID V8	2L	N/A		
1953	3.7 Liters 225 CID V8	2L	N/A		
<b>Ford Super Deluxe</b>					
1948-1946	3.9 Liters 239 CID V8	2L	N/A		
1948-1946	3.7 Liters 226 CID L6	2L	N/A		

Year, Make & Model	Engine, Liter & Options	BCI Group Size	ODYSSEY® Battery Model	Height Adapter	Notes
<b>Ford Taunus</b>					
1960-1958	1.7 Liters 1698 CC 104 CID L4	19L	N/A		
1960	1.5 Liters 1498 CC 91 CID L4	19L	N/A		
1959-1958	1.2 Liters 1172 CC 72 CID L4	19L	N/A		
1958	1.5 Liters 1498 CC 91 CID L4	19L	N/A		
1957-1955	1.5 Liters 1498 CC 91 CID L4	N/A	N/A		
1957-1950	1.2 Liters 1172 CC 72 CID L4	N/A	N/A		
<b>Ford Taurus</b>					
2010	3.5 Liters 3496 CC 213 CID V6 SHO	65	65-PC1750T		
2010	3.5 Liters 3496 CC 213 CID V6 ex, SHO	59	PC1200LMJT		4
2009-2008	3.5 Liters 3496 CC 213 CID V6	59	PC1200LMJT		4
2007-2006	3.0 Liters 182 CID V6	36R	PC1200MJT		4
2006	3.0 Liters 182 CID V6 Optional	36R	PC1200MJT		4
2005-2001	3.0 Liters 182 CID V6 OHV	36R	PC1200MJT		4
2005-1996	3.0 Liters 182 CID V6 DOHC, Opt. & Canada	36R	PC1200MJT		4
2004-2001	3.0 Liters 182 CID V6 OHV, Optional	36R	PC1200MJT		4
2000-1996	3.0 Liters 182 CID V6 SOHC	58R	PC1200MJT		4
1999-1996	3.4 Liters 207 CID V8 SHO	36R	PC1200MJT		4
1995-1993	3.8 Liters 232 CID V6 ex, Police	65	65-PC1750T		
1995-1993	3.8 Liters 232 CID V6 Police or Optional	65	65-PC1750T		
1995-1993	3.2 Liters 195 CID V6 SHO	34	34-PC1500T		
1995-1992	3.0 Liters 182 CID V6 Optional	65	65-PC1750T		
1995-1989	3.0 Liters 182 CID V6 SHO	34	34-PC1500T		
1995-1989	3.0 Liters 182 CID V6	58	PC1200LMJT		4
1992	3.8 Liters 232 CID V6	65	65-PC1750T		
1991	3.8 Liters 232 CID V6 ex, Wagon	65	65-PC1750T		
1991	3.8 Liters 232 CID V6 Wagon	65	65-PC1750T		
1991-1990	3.8 Liters 232 CID V6 HWS or Police, Opt.	65	65-PC1750T		
1991	2.5 Liters 153 CID L4	65	65-PC1750T		
1990-1988	3.8 Liters 232 CID V6	65	65-PC1750T		
1990	2.5 Liters 153 CID L4 MT	58	PC1200LMJT		4
1990	2.5 Liters 153 CID L4 AT	65	65-PC1750T		
1989	3.0 Liters 182 CID V6 HWS or Police	65	65-PC1750T		
1989	2.5 Liters 153 CID L4	65	65-PC1750T		
1988	3.8 Liters 232 CID V6 Heated Windshield	65	65-PC1750T		
1988	3.0 Liters 182 CID V6	65	65-PC1750T		
1988	3.0 Liters 182 CID V6 HWS or Optional	65	65-PC1750T		
1988-1987	2.5 Liters 153 CID L4 MT	58	PC1200LMJT		4
1988-1987	2.5 Liters 153 CID L4 AT	65	65-PC1750T		
1988	2.5 Liters 153 CID L4 HWS or Optional	65	65-PC1750T		
1987-1986	3.0 Liters 182 CID V6	58	PC1200LMJT		4
1987-1986	3.0 Liters 182 CID V6 Heated Windshield	65	65-PC1750T		
1986	2.5 Liters 153 CID L4	58	PC1200LMJT		4
1986	2.5 Liters 153 CID L4 AC or HD	58	PC1200LMJT		4

1. Installation requires optional height adapter. Additional cable may be required.
2. Installation requires battery to be placed on its side to dimensionally fit. Vehicle battery restraint(s) may require modification.
3. Installation requires reverse mounting orientation for correct terminal polarity
4. Vehicle battery restraint(s) may require modification.
5. Installation requires additional interbattery cables for parallel connections.
6. If vehicle as Intelligent Key option, then use 34R-PC1500T with the optional height adapter. Additional cable may be required.
7. If vehicle as Intelligent key option, then use 35-PC1400T

Year, Make & Model	Engine, Liter & Options	BCI Group Size	ODYSSEY® Battery Model	Height Adapter	Notes
<b>Ford Taurus X</b>					
2009-2008	3.5 Liters 3496 CC 213 CID V6	59	PC1200LMJT		4
<b>Ford Tempo</b>					
1994-1992	3.0 Liters 182 CID V6	58	PC1200LMJT		4
1994-1992	3.0 Liters 182 CID V6 Optional	58	PC1200LMJT		4
1994	2.3 Liters 140 CID L4	58	PC1200LMJT		4
1993-1987	2.3 Liters 140 CID L4 AT & Optional	58	PC1200LMJT		4
1993-1987	2.3 Liters 140 CID L4 MT	58	PC1200LMJT		4
1986-1984	2.3 Liters 140 CID L4 Optional	58	PC1200LMJT		4
1986-1984	2.3 Liters 140 CID L4	58	PC1200LMJT		4
1986-1984	2.0 Liters 1989 CC 122 CID L4 Diesel	33	PC1700MJT		4
<b>Ford Thunderbird</b>					
2005-2002	3.9 Liters 242 CID V8	66	65-PC1750T		
1997-1994	4.6 Liters 281 CID V8	65	65-PC1750T		
1997	3.8 Liters 232 CID V6	59	PC1200LMJT		4
1997-1993	3.8 Liters 232 CID V6 Canada & Optional	65	65-PC1750T		
1996	3.8 Liters 232 CID V6 Early	58	PC1200LMJT		4
1996	3.8 Liters 232 CID V6 Late	59	PC1200LMJT		4
1995-1993	3.8 Liters 232 CID V6 SC, Opt. & Canada	65	65-PC1750T		
1995-1993	3.8 Liters 232 CID V6 SC, w/AT	65	65-PC1750T		
1995-1991	3.8 Liters 232 CID V6	58	PC1200LMJT		4
1995-1991	3.8 Liters 232 CID V6 SC, w/MT	58	PC1200LMJT		4
1993-1991	5.0 Liters 302 CID V8	65	65-PC1750T		
1992-1991	3.8 Liters 232 CID V6 Canada	58	PC1200LMJT		4
1992-1991	3.8 Liters 232 CID V6 Optional	58	PC1200LMJT		4
1992-1991	3.8 Liters 232 CID V6 SC, Canada & Cold Climate	65	65-PC1750T		
1992-1991	3.8 Liters 232 CID V6 SC, Optional & AT	65	65-PC1750T		
1990-1989	3.8 Liters 232 CID V6 U.S.	58	PC1200LMJT		4
1990	3.8 Liters 232 CID V6 Supercharged	65	65-PC1750T		
1990-1989	3.8 Liters 232 CID V6 U.S. & Optional	58	PC1200LMJT		4
1989-1988	3.8 Liters 232 CID V6	58	PC1200LMJT		4
1989	3.8 Liters 232 CID V6 Optional	65	65-PC1750T		
1988	5.0 Liters 302 CID V8	65	65-PC1750T		
1988-1986	5.0 Liters 302 CID V8 Optional	65	65-PC1750T		
1988	2.3 Liters 140 CID L4 MT & Turbo	58	PC1200LMJT		4
1988	2.3 Liters 140 CID L4 AT & Turbo	65	65-PC1750T		
1987	5.0 Liters 302 CID V8	58	PC1200LMJT		4
1987-1984	3.8 Liters 232 CID V6	62	PC925MJT		2
1987-1984	3.8 Liters 232 CID V6 Optional	63	PC925MJT		2
1987	2.3 Liters 140 CID L4 Turbo	58	PC1200LMJT		2
1986	5.0 Liters 302 CID V8	64	PC925MJT		2
1986-1983	2.3 Liters 140 CID L4 Heated seat & HBL	63	PC925MJT		2
1986-1983	2.3 Liters 140 CID L4 AT	64	PC925MJT		2
1986-1983	2.3 Liters 140 CID L4 Turbo	58	PC1200LMJT		4
1985-1983	5.0 Liters 302 CID V8	63	PC925MJT		2
1983-1982	3.8 Liters 232 CID V6	61	PC925MJT		2

Year, Make & Model	Engine, Liter & Options	BCI Group Size	ODYSSEY® Battery Model	Height Adapter	Notes
<b>Ford Thunderbird (ctd)</b>					
1983-1982	3.8 Liters 232 CID V6 Optional	62	PC925MJT		2
1982-1980	4.2 Liters 255 CID V8	61	PC925MJT		2
1982-1980	4.2 Liters 255 CID V8 Optional	63	PC925MJT		2
1982	3.3 Liters 200 CID L6	61	PC925MJT		2
1982-1980	3.3 Liters 200 CID L6 Optional	63	PC925MJT		2
1981-1980	5.0 Liters 302 CID V8	61	PC925MJT		2
1981-1980	5.0 Liters 302 CID V8 Optional	63	PC925MJT		2
1981	5.0 Liters 302 CID V8 Optional	62	PC925MJT		2
1981	4.2 Liters 255 CID V8 Optional	62	PC925MJT		2
1981	3.3 Liters 200 CID L6 Optional	62	PC925MJT		2
1980	3.3 Liters 200 CID L6	61	PC925MJT		2
1979-1978	5.8 Liters 351 CID V8	55	PC925MJT		2
1979-1978	5.0 Liters 302 CID V8	55	PC925MJT		2
1979-1977	5.8 Liters 351 CID V8 Optional	24F	34R-PC1500T	Yes	1
1979-1977	5.0 Liters 302 CID V8 Optional	24F	34R-PC1500T	Yes	1
1978	6.6 Liters 400 CID V8	55	PC925MJT		2
1978	6.6 Liters 400 CID V8 Optional	24F	34R-PC1500T	Yes	1
1977	6.6 Liters 400 CID V8	24F	34R-PC1500T	Yes	1
1977	5.8 Liters 351 CID V8	22F	PC1200MJT		4
1977	5.0 Liters 302 CID V8	22F	PC1200MJT		4
1976-1974	7.5 Liters 460 CID V8	24F	34R-PC1500T	Yes	1
1973-1972	7.5 Liters 460 CID V8	27F	34R-PC1500T	Yes	1
1973-1972	7.0 Liters 429 CID V8	27F	34R-PC1500T	Yes	1
1972	6.6 Liters 400 CID V8	27F	34R-PC1500T	Yes	1
1971	7.0 Liters 429 CID V8	24F	34R-PC1500T		
1970-1968	7.0 Liters 429 CID V8	27F	34R-PC1500T		
1968-1965	6.4 Liters 390 CID V8	27F	34R-PC1500T	Yes	1
1967-1966	7.0 Liters 428 CID V8	27F	34R-PC1500T	Yes	1
1967-1965	7.0 Liters 427 CID V8	27F	34R-PC1500T	Yes	1
1964-1963	7.0 Liters 427 CID V8	29NF	PC925MJT		2
1964-1961	6.4 Liters 390 CID V8	29NF	PC925MJT		2
1963-1962	6.7 Liters 410 CID V8	29NF	PC925MJT		2
1960-1959	7.0 Liters 430 CID V8	29NF	PC925MJT		2
1960-1958	5.8 Liters 352 CID V8	29NF	PC925MJT		2
1959-1958	5.4 Liters 332 CID V8	29NF	PC925MJT		2
1958-1956	4.8 Liters 292 CID V8	29NF	PC925MJT		2
1957-1956	5.1 Liters 312 CID V8	29NF	PC925MJT		2
1955	4.8 Liters 292 CID V8	2N	N/A		
<b>Ford Torino</b>					
1976-1975	5.8 Liters 351 CID V8 Optional	24F	34R-PC1500T	Yes	1
1976-1974	5.8 Liters 351 CID V8	22F	PC1200MJT		4
1976-1973	7.5 Liters 460 CID V8	24F	34R-PC1500T	Yes	1
1976-1972	6.6 Liters 400 CID V8	24F	34R-PC1500T	Yes	1
1974-1969	4.1 Liters 250 CID L6	22F	PC1200MJT		4
1974-1968	5.0 Liters 302 CID V8	22F	PC1200MJT		4
1973-1970	7.0 Liters 429 CID V8	24F	34R-PC1500T	Yes	1
1973-1969	5.8 Liters 351 CID V8	24F	34R-PC1500T	Yes	1
1973	5.0 Liters 302 CID V8 Optional	24F	34R-PC1500T	Yes	1
1973	4.1 Liters 250 CID L6 Optional	24F	34R-PC1500T	Yes	1
1971-1970	7.0 Liters 429 CID V8	27F	34R-PC1500T	Yes	1
1969	7.0 Liters 428 CID V8	27F	34R-PC1500T	Yes	1
1969-1968	7.0 Liters 428 CID V8	24F	34R-PC1500T	Yes	1
1969-1968	6.4 Liters 390 CID V8	24F	34R-PC1500T	Yes	1
1968	4.7 Liters 289 CID V8	22F	PC1200MJT		4
1968	3.3 Liters 200 CID L6	22F	PC1200MJT		4

1. Installation requires optional height adapter. Additional cable may be required.
2. Installation requires battery to be placed on its side to dimensionally fit. Vehicle battery restraint(s) may require modification.
3. Installation requires reverse mounting orientation for correct terminal polarity
4. Vehicle battery restraint(s) may require modification.
5. Installation requires additional interbattery cables for parallel connections.
6. If vehicle as Intelligent Key option, then use 34R-PC1500T with the optional height adapter. Additional cable may be required.
7. If vehicle as Intelligent key option, then use 35-PC1400T



Year, Make & Model	Engine, Liter & Options	BCI Group Size	ODYSSEY® Battery Model	Height Adapter	Notes
<b>Ford Transit Connect</b>					
2010	2.0 Liters 121 CID L4	96R	PC1200MJT		4
<b>Ford Victoria</b>					
1964	6.4 Liters 390 CID V8	29NF	PC925MJT		2
1964-1958	5.8 Liters 352 CID V8	29NF	PC925MJT		2
1964-1963	4.3 Liters 260 CID V8	24F	34R-PC1500T	Yes	1
1964-1956	3.7 Liters 223 CID L6	29NF	PC925MJT		2
1963	4.7 Liters 289 CID V8	24F	34R-PC1500T	Yes	1
1963	3.3 Liters 200 CID L6	29NF	PC925MJT		2
1962	6.4 Liters 390 CID V8 Optional	27F	34R-PC1500T	Yes	1
1962	6.4 Liters 390 CID V8	29NF	PC925MJT		2
1962-1958	5.8 Liters 352 CID V8 Optional	27F	34R-PC1500T	Yes	1
1962-1958	4.8 Liters 292 CID V8 Optional	27F	34R-PC1500T	Yes	1
1962-1958	4.8 Liters 292 CID V8	29NF	PC925MJT		2
1962-1958	3.7 Liters 223 CID L6 Optional	27F	34R-PC1500T	Yes	1
1959-1958	5.4 Liters 332 CID V8 Optional	27F	34R-PC1500T	Yes	1
1959-1958	5.4 Liters 332 CID V8	29NF	PC925MJT		2
1957-1956	4.5 Liters 272 CID V8	29NF	PC925MJT		2
1955	4.5 Liters 272 CID V8	2N	N/A		
1955	4.5 Liters 272 CID V8 Optional	3N	N/A		
1955-1954	3.7 Liters 223 CID L6	2N	N/A		
1955-1954	3.7 Liters 223 CID L6 Optional	3N	N/A		
1954	4.2 Liters 256 CID V8	2N	N/A		
1954	4.2 Liters 256 CID V8 Optional	3N	N/A		
1954	3.9 Liters 239 CID V8	2N	N/A		
1954	3.9 Liters 239 CID V8 Optional	3N	N/A		
1953-1951	3.9 Liters 239 CID V8	2L	N/A		
1953	3.7 Liters 225 CID V8	2L	N/A		
<b>Ford Windstar</b>					
2003-1995	3.8 Liters 232 CID V6	65	65-PC1750T		
2000-1997	3.0 Liters 182 CID V6	59	PC1200LMJT		4
2000	3.0 Liters 182 CID V6	65	65-PC1750T		
1997-1995	3.0 Liters 182 CID V6 Optional	65	65-PC1750T		
1996	3.8 Liters 232 CID V6 Optional	65	65-PC1750T		
1996-1995	3.0 Liters 182 CID V6	58	PC1200LMJT		4
1996	3.0 Liters 182 CID V6	65	65-PC1750T		
<b>Ford Zephyr</b>					
1963	2.6 Liters 2553 CC 156 CID L6	24F	34R-PC1500T	Yes	1
1961-1958	2.6 Liters 2553 CC 156 CID L6	24F	34R-PC1500T	Yes	1
1957-1956	2.6 Liters 2553 CC 156 CID L6	N/A	N/A		
1956-1952	2.3 Liters 2262 CC 138 CID L6	N/A	N/A		
<b>Ford Zodiac</b>					
1964-1963	2.6 Liters 2553 CC 156 CID L6	24F	34R-PC1500T	Yes	1
1961-1958	2.6 Liters 2553 CC 156 CID L6	24F	34R-PC1500T	Yes	1
1957-1956	2.6 Liters 2553 CC 156 CID L6	N/A	N/A		
1956-1955	2.3 Liters 2262 CC 138 CID L6	N/A	N/A		
<b>Frazer Frazer</b>					
1951-1950	3.7 Liters 226 CID L6	1	N/A		
<b>Frazer Manhattan</b>					
1951-1950	3.7 Liters 226 CID L6	1	N/A		
<b>Frazer Nash Continental</b>					
1957-1956	3.2 Liters 3168 CC 193 CID V8	24	34-PC1500T	Yes	1
1957-1956	2.6 Liters 2580 CC 157 CID V8	24	34-PC1500T	Yes	1
1957-1956	2.4 Liters 2430 CC 148 CID V8	24	34-PC1500T	Yes	1

Year, Make & Model	Engine, Liter & Options	BCI Group Size	ODYSSEY® Battery Model	Height Adapter	Notes
<b>Frazer Nash Fast Roadster</b>					
1951-1950	2.0 Liters 1971 CC 120 CID L6	1	N/A		
<b>Frazer Nash Foursome Cabriolet</b>					
1951-1950	2.0 Liters 1971 CC 120 CID L6	1	N/A		
<b>Frazer Nash Le Mans Coupe</b>					
1955-1954	2.0 Liters 1971 CC 120 CID L6	1	N/A		
1956	2.0 Liters 1971 CC 120 CID L6	24	34-PC1500T	Yes	1
<b>Frazer Nash Le Mans Replica</b>					
1953-1950	2.0 Liters 1971 CC 120 CID L6	1	N/A		
<b>Frazer Nash Mille Miglia</b>					
1952-1950	2.0 Liters 1971 CC 120 CID L6	1	N/A		
<b>Frazer Nash Sebring</b>					
1954	2.0 Liters 1971 CC 120 CID L6	1	N/A		
<b>Frazer Nash Targa Florio</b>					
1954-1952	2.0 Liters 1971 CC 120 CID L6	1	N/A		
<b>Freightliner M2-Series Business Class</b>					
2006-2005	8.8 Liters 537 CID L6	31T	31-PC2150S		3
2006-2005	7.2 Liters 441 CID L6	31T	31-PC2150S		3
2006-2005	7.2 Liters 439 CID L6	31T	31-PC2150S		3
2006-2005	6.4 Liters 388 CID L6	31T	31-PC2150S		3
<b>Freightliner School Bus Chassis</b>					
2005	6.4 Liters 388 CID L6	31T	31-PC2150S		3
2005	4.3 Liters 259 CID L4	31T	31-PC2150S		3
2005	3.9 Liters 238 CID L4	31T	31-PC2150S		3
2006-2005	7.2 Liters 441 CID L6	31T	31-PC2150S		3
2006-2005	7.2 Liters 439 CID L6	31T	31-PC2150S		3
2006-2005	4.8 Liters 293 CID L4	31T	31-PC2150S		3
<b>Freightliner Sprinter 2500</b>					
2008-2007	3.5 Liters 3498 CC V6	49	PC1350		4
2008-2007	3.0 Liters 2987 CC V6	49	PC1350		4
2006-2005	2.7 Liters 2687 CC 165 CID L5	49	PC1350		4
2004-2002	2.7 Liters 2687 CC 165 CID L5 Diesel	49	PC1350		4
<b>Freightliner Sprinter 3500</b>					
2008-2007	3.5 Liters 3498 CC V6	49	PC1350		4
2008-2007	3.0 Liters 2987 CC V6	49	PC1350		4
2006-2005	2.7 Liters 2687 CC 165 CID L5	49	PC1350		4
2004-2002	2.7 Liters 2687 CC 165 CID L5 Diesel	49	PC1350		4
<b>General Motors EV1</b>					
1999	U/K Electric	N/A	N/A		
1997	U/K Electric	N/A	N/A		
<b>Geo Metro</b>					
1997-1995	1.3 Liters 1295 CC 79 CID L4	26R	PC1200MJT		4
1997-1995	1.0 Liters 993 CC 61 CID L3	26R	PC1200MJT		4
1994-1990	1.0 Liters 993 CC 61 CID L3	26	PC1200LMJT		4
1989	1.0 Liters 993 CC 61 CID L3	45	PC925LMJT		2
<b>Geo Prism</b>					
1997-1993	1.8 Liters 1788 CC 110 CID L4	35	35-PC1400T		
1997-1989	1.6 Liters 1588 CC 98 CID L4	35	35-PC1400T		
<b>Geo Spectrum</b>					
1989	1.5 Liters 1471 CC 92 CID L4	21R	PC1200MJT		4
<b>Geo Storm</b>					
1993-1992	1.8 Liters 1788 CC 110 CID L4	35	35-PC1400T		
1993-1990	1.6 Liters 1588 CC 98 CID L4	35	35-PC1400T		

1. Installation requires optional height adapter. Additional cable may be required.
2. Installation requires battery to be placed on its side to dimensionally fit. Vehicle battery restraint(s) may require modification.
3. Installation requires reverse mounting orientation for correct terminal polarity
4. Vehicle battery restraint(s) may require modification.
5. Installation requires additional interbattery cables for parallel connections.
6. If vehicle as Intelligent Key option, then use 34R-PC1500T with the optional height adapter. Additional cable may be required.
7. If vehicle as Intelligent key option, then use 35-PC1400T

Year, Make & Model	Engine, Liter & Options	BCI Group Size	ODYSSEY® Battery Model	Height Adapter	Notes
<b>Geo Tracker</b>					
1997-1995	1.6 Liters 1588 CC 98 CID L4	26R	PC1200MJT		4
1994-1990	1.6 Liters 1588 CC 98 CID L4	26	PC1200LMJT		4
1989	1.6 Liters 1588 CC 98 CID L4	45	PC925LMJT		2
<b>GMC 1000 Series</b>					
1965-1964	3.8 Liters 230 CID L6	24	34-PC1500T	Yes	1
1965-1961	5.0 Liters 305 CID V6	24	34-PC1500T	Yes	1
1962-1961	4.4 Liters 270 CID L6	24	34-PC1500T	Yes	1
<b>GMC 1500 Series</b>					
1965-1964	3.8 Liters 230 CID L6	24	34-PC1500T	Yes	1
1965-1961	5.0 Liters 305 CID V6	24	34-PC1500T	Yes	1
1962-1961	4.4 Liters 270 CID L6	24	34-PC1500T	Yes	1
<b>GMC 2500 Series</b>					
1963-1961	5.0 Liters 305 CID V6	24	34-PC1500T	Yes	1
1962-1961	4.4 Liters 270 CID L6	24	34-PC1500T	Yes	1
<b>GMC Acadia</b>					
2010-2008	3.6 Liters 217 CID V6	48	PC1220		4
<b>GMC C15</b>					
1978-1975	7.4 Liters 454 CID V8	74	75-PC1230		
1978	6.6 Liters 400 CID V8	72	PC1200LMJT		4
1978-1976	5.7 Liters 350 CID V8	72	PC1200LMJT		4
1978	5.7 Liters 350 CID V8 Diesel	74	75-PC1230		
1978-1976	5.0 Liters 305 CID V8	72	PC1200LMJT		4
1978	4.8 Liters 292 CID L6	71	PC1200LMJT		4
1978-1976	4.1 Liters 250 CID L6	71	PC1200LMJT		4
1977-1975	4.8 Liters 292 CID L6	72	PC1200LMJT		4
1977	4.1 Liters 250 CID L6	72	PC1200LMJT		4
1976	6.6 Liters 400 CID V8	72	PC1200LMJT		4
1975	5.7 Liters 350 CID V8	74	75-PC1230		
1975	4.1 Liters 250 CID L6	72	PC1200LMJT		4
<b>GMC C15 Suburban</b>					
1978-1977	4.1 Liters 250 CID L6	71	PC1200LMJT		4
1978-1976	5.7 Liters 350 CID V8	72	PC1200LMJT		4
1978-1976	5.0 Liters 305 CID V8	72	PC1200LMJT		4
1978-1975	7.4 Liters 454 CID V8	74	75-PC1230		
1976-1975	4.1 Liters 250 CID L6	72	PC1200LMJT		4
1975	5.7 Liters 350 CID V8	74	75-PC1230		
<b>GMC C15/C1500 Pickup</b>					
1974-1973	7.4 Liters 454 CID V8	74	75-PC1230		
1974-1973	5.7 Liters 350 CID V8	74	75-PC1230		
1974-1973	4.8 Liters 292 CID L6	72	PC1200LMJT		4
1974-1972	4.1 Liters 250 CID L6	72	PC1200LMJT		4
1973-1972	5.0 Liters 307 CID V8	74	75-PC1230		
1972	6.6 Liters 402 CID V8	75	75-PC1230		
1972-1971	5.7 Liters 350 CID V8	75	75-PC1230		
1971-1970	6.6 Liters 402 CID V8	24	34-PC1500T	Yes	1
1971-1969	5.7 Liters 350 CID V8	24	34-PC1500T	Yes	1
1971	5.0 Liters 307 CID V8	75	75-PC1230		
1971-1968	5.0 Liters 307 CID V8	24	34-PC1500T	Yes	1
1971-1966	4.8 Liters 292 CID L6	24	34-PC1500T	Yes	1
1971-1966	4.1 Liters 250 CID L6	24	34-PC1500T	Yes	1
1969-1968	6.5 Liters 396 CID V8	24	34-PC1500T	Yes	1
1968-1967	5.4 Liters 327 CID V8	24	34-PC1500T	Yes	1
1967-1966	5.0 Liters 305 CID V6	24	34-PC1500T	Yes	1
1967	4.6 Liters 283 CID V8	24	34-PC1500T	Yes	1
1966	3.8 Liters 230 CID L6	24	34-PC1500T	Yes	1

Year, Make & Model	Engine, Liter & Options	BCI Group Size	ODYSSEY® Battery Model	Height Adapter	Notes
<b>GMC C15/C1500 Suburban</b>					
1974-1973	7.4 Liters 454 CID V8	74	75-PC1230		
1974-1973	4.8 Liters 292 CID L6	72	PC1200LMJT		4
1974-1972	5.7 Liters 350 CID V8	74	75-PC1230		
1974-1972	4.1 Liters 250 CID L6	72	PC1200LMJT		4
1973-1972	5.0 Liters 307 CID V8	74	75-PC1230		
1972	6.6 Liters 402 CID V8	74	75-PC1230		
1971-1970	6.6 Liters 402 CID V8	24	34-PC1500T	Yes	1
1971-1969	5.7 Liters 350 CID V8	24	34-PC1500T	Yes	1
1971-1968	5.0 Liters 307 CID V8	24	34-PC1500T	Yes	1
1971	5.0 Liters 307 CID V8	75	75-PC1230		
1971-1968	4.8 Liters 292 CID L6	24	34-PC1500T	Yes	1
1971-1968	4.1 Liters 250 CID L6	24	34-PC1500T	Yes	1
1969-1968	6.5 Liters 396 CID V8	24	34-PC1500T	Yes	1
1968	5.4 Liters 327 CID V8	24	34-PC1500T	Yes	1
<b>GMC C1500</b>					
1999-1994	5.7 Liters 350 CID V8	78	78-PC1500		
1999	5.7 Liters 350 CID V8 Optional	78	78-PC1500		
1999-1994	5.0 Liters 305 CID V8	78	78-PC1500		
1999	5.0 Liters 305 CID V8 Optional	78	78-PC1500		
1998-1994	6.5 Liters 395 CID V8 Diesel	78	78-PC1500		
1998-1994	4.3 Liters 262 CID V6	78	78-PC1500		
1993-1992	6.2 Liters 379 CID V8 Diesel	75	75-PC1230		
1993-1991	5.7 Liters 350 CID V8 Primary Battery	78	78-PC1500		
1993-1991	5.0 Liters 305 CID V8 Primary Battery	78	78-PC1500		
1993-1991	4.3 Liters 262 CID V6 Primary Battery	78	78-PC1500		
1993-1990	5.7 Liters 350 CID V8 Auxiliary	78	78-PC1500		
1993-1990	5.0 Liters 305 CID V8 Auxiliary	78	78-PC1500		
1993-1990	4.3 Liters 262 CID V6 Auxiliary	78	78-PC1500		
1991	6.2 Liters 379 CID V8 Diesel	78	78-PC1500		
1990-1988	6.2 Liters 379 CID V8 Diesel	75	75-PC1230		
1990-1988	5.7 Liters 350 CID V8	75	75-PC1230		
1990-1988	5.7 Liters 350 CID V8 Optional	78	78-PC1500		
1990	5.0 Liters 305 CID V8	75	75-PC1230		
1990-1988	5.0 Liters 305 CID V8 Optional	78	78-PC1500		
1990-1988	4.3 Liters 262 CID V6	75	75-PC1230		
1990-1988	4.3 Liters 262 CID V6 Optional	78	78-PC1500		
1989-1988	5.0 Liters 305 CID V8 AT	75	75-PC1230		
1989-1988	5.0 Liters 305 CID V8 MT	75	75-PC1230		
1986	5.7 Liters 350 CID V8	70	PC1200LMJT		4
1986	5.0 Liters 305 CID V8	70	PC1200LMJT		4
1986-1985	4.3 Liters 262 CID V6	75	75-PC1230		
1986-1985	4.3 Liters 262 CID V6 Optional	78	78-PC1500		
1986-1983	6.2 Liters 379 CID V8 Diesel	78	78-PC1500		
1986-1983	5.7 Liters 350 CID V8 Optional	78	78-PC1500		
1986-1983	5.0 Liters 305 CID V8 Optional	78	78-PC1500		
1985-1984	5.7 Liters 350 CID V8	71	PC1200LMJT		4
1985	5.0 Liters 305 CID V8	71	PC1200LMJT		4
1984	4.1 Liters 250 CID L6	71	PC1200LMJT		4
1984-1983	4.1 Liters 250 CID L6 Optional	78	78-PC1500		
1983	5.7 Liters 350 CID V8	70	PC1200LMJT		4

1. Installation requires optional height adapter. Additional cable may be required.
2. Installation requires battery to be placed on its side to dimensionally fit. Vehicle battery restraint(s) may require modification.
3. Installation requires reverse mounting orientation for correct terminal polarity
4. Vehicle battery restraint(s) may require modification.
5. Installation requires additional interbattery cables for parallel connections.
6. If vehicle as Intelligent Key option, then use 34R-PC1500T with the optional height adapter. Additional cable may be required.
7. If vehicle as Intelligent key option, then use 35-PC1400T

Year, Make & Model	Engine, Liter & Options	BCI Group Size	ODYSSEY® Battery Model	Height Adapter	Notes
<b>GMC C1500 (ctd)</b>					
1983	5.0 Liters 305 CID V8	70	PC1200LMJT		4
1983	4.1 Liters 250 CID L6	70	PC1200LMJT		4
1982	6.2 Liters 379 CID V8 Diesel	74	75-PC1230		
1982	5.7 Liters 350 CID V8	71	PC1200LMJT		4
1982	5.0 Liters 305 CID V8	71	PC1200LMJT		4
1982	4.1 Liters 250 CID L6	71	PC1200LMJT		4
1981-1980	5.7 Liters 350 CID V8	70	PC1200LMJT		4
1981	5.7 Liters 350 CID V8	75	75-PC1230		
1981-1980	5.7 Liters 350 CID V8 Diesel	73	PC1200LMJT		4
1981-1980	5.0 Liters 305 CID V8	70	PC1200LMJT		4
1981-1980	4.1 Liters 250 CID L6	70	PC1200LMJT		4
1980	7.4 Liters 454 CID V8	70	PC1200LMJT		4
1980-1979	7.4 Liters 454 CID V8	74	75-PC1230		
1980	6.6 Liters 400 CID V8	70	PC1200LMJT		4
1980-1979	6.6 Liters 400 CID V8	72	PC1200LMJT		4
1980-1979	5.7 Liters 350 CID V8	72	PC1200LMJT		4
1980-1979	5.0 Liters 305 CID V8	72	PC1200LMJT		4
1980	4.8 Liters 292 CID L6	70	PC1200LMJT		4
1980-1979	4.8 Liters 292 CID L6	71	PC1200LMJT		4
1980-1979	4.1 Liters 250 CID L6	71	PC1200LMJT		4
1979	5.7 Liters 350 CID V8 Diesel	74	75-PC1230		
<b>GMC C1500 Suburban</b>					
1999-1995	6.5 Liters 395 CID V8 Diesel	78	78-PC1500		
1999	6.5 Liters 395 CID V8 Diesel & Optional	78	78-PC1500		
1999-1994	5.7 Liters 350 CID V8	78	78-PC1500		
1999	5.7 Liters 350 CID V8 Optional	78	78-PC1500		
1993-1992	5.7 Liters 350 CID V8 Primary Battery	78	78-PC1500		
1993-1992	5.7 Liters 350 CID V8 Auxiliary	78	78-PC1500		
1986-1983	6.2 Liters 379 CID V8 Diesel	78	78-PC1500		
1986	5.7 Liters 350 CID V8	70	PC1200LMJT		4
1986-1983	5.7 Liters 350 CID V8 Optional	78	78-PC1500		
1986	5.0 Liters 305 CID V8	70	PC1200LMJT		4
1986-1983	5.0 Liters 305 CID V8 Optional	78	78-PC1500		
1985-1984	5.7 Liters 350 CID V8	71	PC1200LMJT		4
1985-1984	5.0 Liters 305 CID V8	71	PC1200LMJT		4
1983	5.7 Liters 350 CID V8	70	PC1200LMJT		4
1983	5.0 Liters 305 CID V8	70	PC1200LMJT		4
1982	6.2 Liters 379 CID V8 Diesel	74	75-PC1230		
1982	5.7 Liters 350 CID V8	71	PC1200LMJT		4
1982	5.0 Liters 305 CID V8	71	PC1200LMJT		4
1981	5.7 Liters 350 CID V8	70	PC1200LMJT		4
1981	5.7 Liters 350 CID V8 Diesel	73	PC1200LMJT		4
1981	5.0 Liters 305 CID V8	70	PC1200LMJT		4
1980-1979	7.4 Liters 454 CID V8	74	75-PC1230		
1980-1979	5.7 Liters 350 CID V8	72	PC1200LMJT		4
1980-1979	5.0 Liters 305 CID V8	72	PC1200LMJT		4
1980-1979	4.1 Liters 250 CID L6	71	PC1200LMJT		4
<b>GMC C25</b>					
1978-1977	5.0 Liters 305 CID V8	72	PC1200LMJT		4
1978-1977	4.8 Liters 292 CID L6	71	PC1200LMJT		4
1978-1977	4.1 Liters 250 CID L6	71	PC1200LMJT		4
1978-1976	6.6 Liters 400 CID V8	72	PC1200LMJT		4

Year, Make & Model	Engine, Liter & Options	BCI Group Size	ODYSSEY® Battery Model	Height Adapter	Notes
<b>GMC C25 (ctd)</b>					
1978-1976	5.7 Liters 350 CID V8	72	PC1200LMJT		4
1978-1975	7.4 Liters 454 CID V8	74	75-PC1230		
1976	7.4 Liters 454 CID V8	75	75-PC1230		
1976	5.7 Liters 350 CID V8	75	75-PC1230		
1976-1975	4.8 Liters 292 CID L6	72	PC1200LMJT		4
1975	5.7 Liters 350 CID V8	74	75-PC1230		
1975	4.1 Liters 250 CID L6	72	PC1200LMJT		4
<b>GMC C25 Suburban</b>					
1978-1975	7.4 Liters 454 CID V8	74	75-PC1230		
1978	6.6 Liters 400 CID V8	72	PC1200LMJT		4
1978-1976	5.7 Liters 350 CID V8	72	PC1200LMJT		4
1978-1977	5.0 Liters 305 CID V8	75	75-PC1230		
1978-1977	4.8 Liters 292 CID L6	71	PC1200LMJT		4
1976-1975	5.7 Liters 350 CID V8	75	75-PC1230		
1976-1975	4.8 Liters 292 CID L6	72	PC1200LMJT		4
1976	7.4 Liters 454 CID V8	75	75-PC1230		
1975	5.7 Liters 350 CID V8	74	75-PC1230		
<b>GMC C25/C2500 Pickup</b>					
1974-1973	7.4 Liters 454 CID V8	74	75-PC1230		
1974-1972	5.7 Liters 350 CID V8	74	75-PC1230		
1974-1972	4.8 Liters 292 CID L6	72	PC1200LMJT		4
1974-1972	4.1 Liters 250 CID L6	72	PC1200LMJT		4
1973-1972	5.0 Liters 307 CID V8	74	75-PC1230		
1972-1971	6.6 Liters 402 CID V8	75	75-PC1230		
1971-1969	5.7 Liters 350 CID V8	24	34-PC1500T	Yes	1
1971	5.7 Liters 350 CID V8	75	75-PC1230		
1971	5.0 Liters 307 CID V8	75	75-PC1230		
1971-1968	5.0 Liters 307 CID V8	24	34-PC1500T	Yes	1
1971-1966	4.8 Liters 292 CID L6	24	34-PC1500T	Yes	1
1971-1966	4.1 Liters 250 CID L6	24	34-PC1500T	Yes	1
1970	6.6 Liters 402 CID V8	24	34-PC1500T	Yes	1
1969-1968	6.5 Liters 396 CID V8	24	34-PC1500T	Yes	1
1968-1967	5.4 Liters 327 CID V8	24	34-PC1500T	Yes	1
1967-1966	5.0 Liters 305 CID V6	24	34-PC1500T	Yes	1
1967	4.6 Liters 283 CID V8	24	34-PC1500T	Yes	1
1966	3.8 Liters 230 CID L6	24	34-PC1500T	Yes	1
<b>GMC C25/C2500 Suburban</b>					
1974	7.4 Liters 454 CID V8	75	75-PC1230		
1974	5.7 Liters 350 CID V8	74	75-PC1230		
1974	5.7 Liters 350 CID V8	75	75-PC1230		
1974-1972	4.8 Liters 292 CID L6	72	PC1200LMJT		4
1974-1972	4.1 Liters 250 CID L6	72	PC1200LMJT		4
1973-1972	5.0 Liters 307 CID V8	74	75-PC1230		
1972	6.6 Liters 402 CID V8	74	75-PC1230		
1972	5.7 Liters 350 CID V8	74	75-PC1230		
1971-1970	6.6 Liters 402 CID V8	24	34-PC1500T	Yes	1
1971-1969	5.7 Liters 350 CID V8	24	34-PC1500T	Yes	1
1971-1968	5.0 Liters 307 CID V8	24	34-PC1500T	Yes	1
1971-1968	4.8 Liters 292 CID L6	24	34-PC1500T	Yes	1
1971-1968	4.1 Liters 250 CID L6	24	34-PC1500T	Yes	1
1969-1968	6.5 Liters 396 CID V8	24	34-PC1500T	Yes	1
1968	5.4 Liters 327 CID V8	24	34-PC1500T	Yes	1
<b>GMC C2500</b>					
2000-1999	7.4 Liters 454 CID V8 Primary Battery	78	78-PC1500		

1. Installation requires optional height adapter. Additional cable may be required.
2. Installation requires battery to be placed on its side to dimensionally fit. Vehicle battery restraint(s) may require modification.
3. Installation requires reverse mounting orientation for correct terminal polarity
4. Vehicle battery restraint(s) may require modification.
5. Installation requires additional interbattery cables for parallel connections.
6. If vehicle as Intelligent Key option, then use 34R-PC1500T with the optional height adapter. Additional cable may be required.
7. If vehicle as Intelligent key option, then use 35-PC1400T

Year, Make & Model	Engine, Liter & Options	BCI Group Size	ODYSSEY® Battery Model	Height Adapter	Notes
<b>GMC C2500 (ctd)</b>					
2000-1999	7.4 Liters 454 CID V8 Optional	78	78-PC1500		
2000-1999	6.5 Liters 395 CID V8 Diesel & Optional	78	78-PC1500		
2000-1999	5.7 Liters 350 CID V8 Optional	78	78-PC1500		
2000-1994	6.5 Liters 395 CID V8 Diesel	78	78-PC1500		
2000-1994	5.7 Liters 350 CID V8	78	78-PC1500		
1998-1994	7.4 Liters 454 CID V8	78	78-PC1500		
1998-1994	5.0 Liters 305 CID V8	78	78-PC1500		
1995-1994	4.3 Liters 262 CID V6	78	78-PC1500		
1993-1992	6.5 Liters 395 CID V8 Diesel	75	75-PC1230		
1993-1992	6.2 Liters 379 CID V8 Diesel	75	75-PC1230		
1993-1991	7.4 Liters 454 CID V8 Primary Battery	78	78-PC1500		
1993-1991	7.4 Liters 454 CID V8 Auxiliary	78	78-PC1500		
1993-1991	5.7 Liters 350 CID V8 Primary Battery	78	78-PC1500		
1993-1991	5.0 Liters 305 CID V8 Primary Battery	78	78-PC1500		
1993-1991	4.3 Liters 262 CID V6 Primary Battery	78	78-PC1500		
1993-1989	5.7 Liters 350 CID V8 Auxiliary	78	78-PC1500		
1993-1989	5.0 Liters 305 CID V8 Auxiliary	78	78-PC1500		
1993-1989	4.3 Liters 262 CID V6 Auxiliary	78	78-PC1500		
1991	6.2 Liters 379 CID V8 Diesel	78	78-PC1500		
1990-1989	5.7 Liters 350 CID V8 Optional	78	78-PC1500		
1990	5.0 Liters 305 CID V8	75	75-PC1230		
1990-1989	5.0 Liters 305 CID V8 Optional	78	78-PC1500		
1990-1989	4.3 Liters 262 CID V6 Optional	78	78-PC1500		
1990-1988	6.2 Liters 379 CID V8 Diesel	75	75-PC1230		
1990-1988	5.7 Liters 350 CID V8	75	75-PC1230		
1990-1988	4.3 Liters 262 CID V6	75	75-PC1230		
1989-1988	5.0 Liters 305 CID V8 AT	75	75-PC1230		
1989-1988	5.0 Liters 305 CID V8 MT	75	75-PC1230		
1986-1985	4.3 Liters 262 CID V6	75	75-PC1230		
1986-1985	4.3 Liters 262 CID V6 Optional	78	78-PC1500		
1986-1984	7.4 Liters 454 CID V8	78	78-PC1500		
1986-1984	5.7 Liters 350 CID V8 Optional	78	78-PC1500		
1986-1984	4.8 Liters 292 CID L6 Optional	78	78-PC1500		
1986-1983	6.2 Liters 379 CID V8 Diesel	78	78-PC1500		
1986-1983	5.0 Liters 305 CID V8 Optional	78	78-PC1500		
1985-1984	5.7 Liters 350 CID V8	71	PC1200LMJT		4
1985-1984	5.0 Liters 305 CID V8	71	PC1200LMJT		4
1985-1982	4.8 Liters 292 CID L6	71	PC1200LMJT		4
1984	4.1 Liters 250 CID L6	71	PC1200LMJT		4
1984	4.1 Liters 250 CID L6 Optional	78	78-PC1500		
1983	7.4 Liters 454 CID V8	70	PC1200LMJT		4
1983	5.7 Liters 350 CID V8	70	PC1200LMJT		4
1983	4.1 Liters 250 CID L6	70	PC1200LMJT		4
1982	7.4 Liters 454 CID V8	74	75-PC1230		
1982	6.2 Liters 379 CID V8 Diesel	74	75-PC1230		
1982	5.7 Liters 350 CID V8	71	PC1200LMJT		4
1982	5.0 Liters 305 CID V8	71	PC1200LMJT		4
1982	4.1 Liters 250 CID L6	71	PC1200LMJT		4
1981	7.4 Liters 454 CID V8	70	PC1200LMJT		4
1981	5.7 Liters 350 CID V8	70	PC1200LMJT		4
1981	5.0 Liters 305 CID V8	70	PC1200LMJT		4

Year, Make & Model	Engine, Liter & Options	BCI Group Size	ODYSSEY® Battery Model	Height Adapter	Notes
<b>GMC C2500 (ctd)</b>					
1981	4.8 Liters 292 CID L6	70	PC1200LMJT		4
1981	4.1 Liters 250 CID L6	70	PC1200LMJT		4
1980-1979	7.4 Liters 454 CID V8	74	75-PC1230		
1980-1979	5.7 Liters 350 CID V8	72	PC1200LMJT		4
1980-1979	5.0 Liters 305 CID V8	72	PC1200LMJT		4
1980-1979	4.8 Liters 292 CID L6	71	PC1200LMJT		4
1980-1979	4.1 Liters 250 CID L6	71	PC1200LMJT		4
1979	6.6 Liters 400 CID V8	75	75-PC1230		
<b>GMC C2500 Suburban</b>					
1999-1994	7.4 Liters 454 CID V8	78	78-PC1500		
1999	7.4 Liters 454 CID V8 Optional	78	78-PC1500		
1999	6.5 Liters 395 CID V8 Diesel & Optional	78	78-PC1500		
1999-1994	6.5 Liters 395 CID V8 Diesel	78	78-PC1500		
1999-1994	5.7 Liters 350 CID V8	78	78-PC1500		
1999	5.7 Liters 350 CID V8 Optional	78	78-PC1500		
1993-1992	7.4 Liters 454 CID V8 Primary Battery	78	78-PC1500		
1993-1992	7.4 Liters 454 CID V8 Auxiliary	78	78-PC1500		
1993-1992	5.7 Liters 350 CID V8 Primary Battery	78	78-PC1500		
1993-1992	5.7 Liters 350 CID V8 Auxiliary	78	78-PC1500		
1986-1984	7.4 Liters 454 CID V8	78	78-PC1500		
1986-1983	6.2 Liters 379 CID V8 Diesel	78	78-PC1500		
1986	5.7 Liters 350 CID V8	70	PC1200LMJT		4
1986-1983	5.7 Liters 350 CID V8 Optional	78	78-PC1500		
1986	5.0 Liters 305 CID V8	70	PC1200LMJT		4
1986-1983	5.0 Liters 305 CID V8 Optional	78	78-PC1500		
1986-1984	4.8 Liters 292 CID L6 Optional	78	78-PC1500		
1985-1984	5.7 Liters 350 CID V8	71	PC1200LMJT		4
1985	5.0 Liters 305 CID V8	71	PC1200LMJT		4
1985-1984	4.8 Liters 292 CID L6	71	PC1200LMJT		4
1983	7.4 Liters 454 CID V8	70	PC1200LMJT		4
1983	7.4 Liters 454 CID V8 Optional	78	78-PC1500		
1983	5.7 Liters 350 CID V8	70	PC1200LMJT		4
1982	7.4 Liters 454 CID V8	74	75-PC1230		
1982	6.2 Liters 379 CID V8 Diesel	74	75-PC1230		
1982	5.7 Liters 350 CID V8	71	PC1200LMJT		4
1982	5.0 Liters 305 CID V8	74	75-PC1230		
1982	4.8 Liters 292 CID L6	71	PC1200LMJT		4
1981	7.4 Liters 454 CID V8	70	PC1200LMJT		4
1981	5.7 Liters 350 CID V8	70	PC1200LMJT		4
1981	4.8 Liters 292 CID L6	70	PC1200LMJT		4
1980	7.4 Liters 454 CID V8	75	75-PC1230		
1980-1979	7.4 Liters 454 CID V8	74	75-PC1230		
1980	6.6 Liters 400 CID V8	72	PC1200LMJT		4
1980-1979	5.7 Liters 350 CID V8	72	PC1200LMJT		4
1980-1979	4.8 Liters 292 CID L6	71	PC1200LMJT		4
<b>GMC C35</b>					
1978-1975	7.4 Liters 454 CID V8	74	75-PC1230		
1978-1976	6.6 Liters 400 CID V8	72	PC1200LMJT		4
1978-1976	5.7 Liters 350 CID V8	72	PC1200LMJT		4
1978	5.0 Liters 305 CID V8	72	PC1200LMJT		4
1978-1977	4.8 Liters 292 CID L6	71	PC1200LMJT		4
1978	4.1 Liters 250 CID L6	71	PC1200LMJT		4

1. Installation requires optional height adapter. Additional cable may be required.
2. Installation requires battery to be placed on its side to dimensionally fit. Vehicle battery restraint(s) may require modification.
3. Installation requires reverse mounting orientation for correct terminal polarity
4. Vehicle battery restraint(s) may require modification.
5. Installation requires additional interbattery cables for parallel connections.
6. If vehicle as Intelligent Key option, then use 34R-PC1500T with the optional height adapter. Additional cable may be required.
7. If vehicle as Intelligent key option, then use 35-PC1400T



Year, Make & Model	Engine, Liter & Options	BCI Group Size	ODYSSEY® Battery Model	Height Adapter	Notes
<b>GMC C35 (ctd)</b>					
1976	7.4 Liters 454 CID V8	75	75-PC1230		
1976-1975	4.8 Liters 292 CID L6	72	PC1200LMJT		4
1975	5.7 Liters 350 CID V8	74	75-PC1230		
1975	4.1 Liters 250 CID L6	72	PC1200LMJT		4
<b>GMC C35/C3500 Pickup</b>					
1974-1973	7.4 Liters 454 CID V8	74	75-PC1230		
1974-1972	5.7 Liters 350 CID V8	74	75-PC1230		
1974-1972	4.8 Liters 292 CID L6	72	PC1200LMJT		4
1974-1972	4.1 Liters 250 CID L6	72	PC1200LMJT		4
1973-1972	5.0 Liters 307 CID V8	74	75-PC1230		
1972-1971	6.6 Liters 402 CID V8	75	75-PC1230		
1971-1969	5.7 Liters 350 CID V8	24	34-PC1500T	Yes	1
1971	5.7 Liters 350 CID V8	75	75-PC1230		
1971-1968	5.0 Liters 307 CID V8	24	34-PC1500T	Yes	1
1971	5.0 Liters 307 CID V8	75	75-PC1230		
1971-1967	4.8 Liters 292 CID L6	24	34-PC1500T	Yes	1
1971-1967	4.1 Liters 250 CID L6	24	34-PC1500T	Yes	1
1970	6.6 Liters 402 CID V8	24	34-PC1500T	Yes	1
1969-1968	6.5 Liters 396 CID V8	24	34-PC1500T	Yes	1
1968-1967	5.4 Liters 327 CID V8	24	34-PC1500T	Yes	1
1967	4.6 Liters 283 CID V8	24	34-PC1500T	Yes	1
<b>GMC C3500</b>					
2002-2001	8.1 Liters 496 CID V8	78	78-PC1500		
2002-2001	8.1 Liters 496 CID V8 Optional	78	78-PC1500		
2002-1999	6.5 Liters 395 CID V8 Diesel & Optional	78	78-PC1500		
2002-1994	6.5 Liters 395 CID V8 Diesel	78	78-PC1500		
2000	7.4 Liters 454 CID V8	78	78-PC1500		
2000-1999	7.4 Liters 454 CID V8 Optional	78	78-PC1500		
2000-1999	5.7 Liters 350 CID V8 Optional	78	78-PC1500		
2000-1994	5.7 Liters 350 CID V8	78	78-PC1500		
1999	7.4 Liters 454 CID V8 Primary Battery	78	78-PC1500		
1998-1994	7.4 Liters 454 CID V8	78	78-PC1500		
1993-1992	6.5 Liters 395 CID V8 Diesel	75	75-PC1230		
1993-1992	6.2 Liters 379 CID V8 Diesel	75	75-PC1230		
1993-1991	7.4 Liters 454 CID V8 Primary Battery	78	78-PC1500		
1993-1991	5.7 Liters 350 CID V8 Primary Battery	78	78-PC1500		
1993-1988	7.4 Liters 454 CID V8 Auxiliary	78	78-PC1500		
1993-1988	5.7 Liters 350 CID V8 Auxiliary	78	78-PC1500		
1991	6.2 Liters 379 CID V8 Diesel	78	78-PC1500		
1990-1988	7.4 Liters 454 CID V8	78	78-PC1500		
1990-1988	6.2 Liters 379 CID V8 Diesel	75	75-PC1230		
1990-1988	5.7 Liters 350 CID V8	75	75-PC1230		
1990-1988	5.7 Liters 350 CID V8 Optional	78	78-PC1500		
1986-1984	7.4 Liters 454 CID V8	78	78-PC1500		
1986-1983	6.2 Liters 379 CID V8 Diesel	78	78-PC1500		
1986	5.7 Liters 350 CID V8	70	PC1200LMJT		4
1986-1983	5.7 Liters 350 CID V8 Optional	78	78-PC1500		
1986-1983	4.8 Liters 292 CID L6 Optional	78	78-PC1500		
1986	5.0 Liters 305 CID V8	70	PC1200LMJT		4

Year, Make & Model	Engine, Liter & Options	BCI Group Size	ODYSSEY® Battery Model	Height Adapter	Notes
<b>GMC C3500 (ctd)</b>					
1986	5.0 Liters 305 CID V8 Optional	78	78-PC1500		
1985-1984	5.7 Liters 350 CID V8	71	PC1200LMJT		4
1985-1982	4.8 Liters 292 CID L6	71	PC1200LMJT		4
1983	7.4 Liters 454 CID V8	70	PC1200LMJT		4
1983	7.4 Liters 454 CID V8 Optional	78	78-PC1500		
1983	5.7 Liters 350 CID V8	70	PC1200LMJT		4
1982	7.4 Liters 454 CID V8	74	75-PC1230		
1982	6.2 Liters 379 CID V8 Diesel	74	75-PC1230		
1982	5.7 Liters 350 CID V8	71	PC1200LMJT		4
1981	7.4 Liters 454 CID V8	70	PC1200LMJT		4
1981	5.7 Liters 350 CID V8	70	PC1200LMJT		4
1981	4.8 Liters 292 CID L6	70	PC1200LMJT		4
1980-1979	7.4 Liters 454 CID V8	74	75-PC1230		
1980-1979	5.7 Liters 350 CID V8	72	PC1200LMJT		4
1980-1979	4.8 Liters 292 CID L6	71	PC1200LMJT		4
1980-1979	4.1 Liters 250 CID L6	71	PC1200LMJT		4
1979	6.6 Liters 400 CID V8	72	PC1200LMJT		4
<b>GMC C4500 Topkick</b>					
2009	8.1 Liters 496 CID V8	31T	31-PC2150S		3
2009	6.6 Liters 403 CID V8	31T	31-PC2150S		4
2008-2007	8.1 Liters 496 CID V8	31T	31-PC2150S		3
2008-2007	8.1 Liters 496 CID V8 Optional	48	PC1220		
2008	6.6 Liters 403 CID V8 Diesel	78	78-PC1500		4
2007-2006	6.6 Liters 403 CID V8 Diesel	31T	31-PC2150S		3
2006	8.1 Liters 496 CID V8	78	78-PC1500		
2006	8.1 Liters 496 CID V8 Optional	31T	31-PC2150S		3
2005	8.1 Liters 496 CID V8	31T	31-PC2150S		3
2005	8.1 Liters 496 CID V8 Optional	78	78-PC1500		
2005	6.6 Liters 403 CID V8 Diesel	78	78-PC1500		3
<b>GMC C5500 Topkick</b>					
2009	8.1 Liters 496 CID V8	48	PC1220		4
2009	6.6 Liters 403 CID V8	48	PC1220		4
2008-2005	8.1 Liters 496 CID V8 Optional	31T	31-PC2150S		3
2008-2005	8.1 Liters 496 CID V8	78	78-PC1500		
2008-2005	6.6 Liters 403 CID V8 Diesel	31T	31-PC2150S		3
<b>GMC C6500 Topkick</b>					
2009	8.1 Liters 496 CID V8	48	PC1220		4
2009	7.8 Liters 475 CID L6	48	PC1220		4
2009-2005	7.2 Liters 441 CID L6 Diesel	31T	31-PC2150S		3
2008-2005	8.1 Liters 496 CID V8	78	78-PC1500		
2008-2005	8.1 Liters 496 CID V8 Optional	31T	31-PC2150S		3
2008-2005	7.8 Liters 475 CID L6 Diesel	31T	31-PC2150S		3
<b>GMC C7500 Topkick</b>					
2009	8.1 Liters 496 CID V8	48	PC1220		4
2009	7.8 Liters 475 CID L6	48	PC1220		4
2009-2005	7.2 Liters 441 CID L6 Diesel	31T	31-PC2150S		3
2008-2005	8.1 Liters 496 CID V8	78	78-PC1500		
2008-2005	8.1 Liters 496 CID V8 Optional	31T	31-PC2150S		3
2008-2005	7.8 Liters 475 CID L6 Diesel	31T	31-PC2150S		3
<b>GMC Caballero</b>					
1987-1985	5.0 Liters 305 CID V8	75	75-PC1230		
1987-1985	4.3 Liters 262 CID V6	75	75-PC1230		
1987-1985	4.3 Liters 262 CID V6 Optional	75	75-PC1230		
1987-1983	5.0 Liters 305 CID V8 Optional	75	75-PC1230		

1. Installation requires optional height adapter. Additional cable may be required.
2. Installation requires battery to be placed on its side to dimensionally fit. Vehicle battery restraint(s) may require modification.
3. Installation requires reverse mounting orientation for correct terminal polarity
4. Vehicle battery restraint(s) may require modification.
5. Installation requires additional interbattery cables for parallel connections.
6. If vehicle as Intelligent Key option, then use 34R-PC1500T with the optional height adapter. Additional cable may be required.
7. If vehicle as Intelligent key option, then use 35-PC1400T

Year, Make & Model	Engine, Liter & Options	BCI Group Size	ODYSSEY® Battery Model	Height Adapter	Notes
<b>GMC Caballero (ctd)</b>					
1984	5.7 Liters 350 CID V8 Diesel	70	PC1200LMJT		4
1984-1983	5.7 Liters 350 CID V8 Diesel & Optional	78	78-PC1500		
1984-1981	3.8 Liters 229 CID V6 (229ci)	70	PC1200LMJT		4
1984-1983	3.8 Liters 229 CID V6 (229ci) Optional	75	75-PC1230		
1984	3.8 Liters 231 CID V6 Optional	78	78-PC1500		
1983	5.7 Liters 350 CID V8 Diesel	75	75-PC1230		
1983-1981	3.8 Liters 231 CID V6	70	PC1200LMJT		4
1983	3.8 Liters 229 CID V6 Optional	78	78-PC1500		
1982-1981	5.0 Liters 305 CID V8	70	PC1200LMJT		4
1982	4.4 Liters 267 CID V8	70	PC1200LMJT		4
1982	4.4 Liters 267 CID V8 Optional	73	PC1200LMJT		4
1982-1981	3.8 Liters 229 CID V6 (229ci) Optional	73	PC1200LMJT		4
1981-1980	4.4 Liters 267 CID V8	71	PC1200LMJT		4
1981-1978	3.8 Liters 231 CID V6 Optional	74	75-PC1230		
1980-1978	5.0 Liters 305 CID V8 Optional	74	75-PC1230		
1980	4.4 Liters 267 CID V8 Optional	74	75-PC1230		
1980-1978	3.8 Liters 231 CID V6	71	PC1200LMJT		4
1980	3.8 Liters 229 CID V6	71	PC1200LMJT		4
1980	3.8 Liters 229 CID V6 Optional	74	75-PC1230		
1979-1978	5.7 Liters 350 CID V8	71	PC1200LMJT		4
1979-1978	5.7 Liters 350 CID V8 Optional	74	75-PC1230		
1979-1978	5.0 Liters 305 CID V8	71	PC1200LMJT		4
1979-1978	3.3 Liters 200 CID V6	71	PC1200LMJT		4
1979-1978	3.3 Liters 200 CID V6 Optional	74	75-PC1230		
<b>GMC Canyon</b>					
2010	5.3 Liters 325 CID V8	86	75/86-PC1230DT		
2010-2007	3.7 Liters 3654 CC 223 CID L5	86	75/86-PC1230DT		
2010-2007	2.9 Liters 2921 CC 178 CID L4	86	75/86-PC1230DT		
2009	5.3 Liters 5328 CC 325 CID V8	86	75/86-PC1230DT		
2006-2004	3.5 Liters 3460 CC 211 CID L5	86	75/86-PC1230DT		
2006-2004	2.8 Liters 2770 CC 169 CID L4	86	75/86-PC1230DT		
<b>GMC Envoy</b>					
2009-2008	4.2 Liters 256 CID L6	78	78-PC1500		
2009-2003	5.3 Liters 325 CID V8	78	78-PC1500		
2007	4.2 Liters 256 CID L6	86	75/86-PC1230DT		
2006-2002	4.2 Liters 256 CID L6	78	78-PC1500		
<b>GMC G1000 Series</b>					
1966-1964	3.8 Liters 230 CID L6	24	34-PC1500T	Yes	1
1966	3.2 Liters 194 CID L6	24	34-PC1500T	Yes	1
<b>GMC G15</b>					
1978-1977	5.0 Liters 305 CID V8	72	PC1200LMJT		4
1978-1975	5.7 Liters 350 CID V8	72	PC1200LMJT		4
1978-1975	4.1 Liters 250 CID L6	71	PC1200LMJT		4
1976	6.6 Liters 400 CID V8	72	PC1200LMJT		4
<b>GMC G15/G1500 Van</b>					
1974-1972	5.7 Liters 350 CID V8	72	PC1200LMJT		4
1974-1972	4.1 Liters 250 CID L6	71	PC1200LMJT		4
1973-1971	5.0 Liters 307 CID V8	75	75-PC1230		
1971	5.7 Liters 350 CID V8	75	75-PC1230		
1971	4.1 Liters 250 CID L6	72	PC1200LMJT		4
1970-1968	5.0 Liters 307 CID V8	24	34-PC1500T	Yes	1

Year, Make & Model	Engine, Liter & Options	BCI Group Size	ODYSSEY® Battery Model	Height Adapter	Notes
<b>GMC G15/G1500 Van (ctd)</b>					
1970	4.1 Liters 250 CID L6 w/ top terminals	24	34-PC1500T	Yes	1
1970	4.1 Liters 250 CID L6 w/ side terminals	74	75-PC1230		
1969-1967	4.1 Liters 250 CID L6	24	34-PC1500T	Yes	1
1969-1967	3.8 Liters 230 CID L6	24	34-PC1500T	Yes	1
1967	5.4 Liters 327 CID V8	24	34-PC1500T	Yes	1
1967	4.6 Liters 283 CID V8	24	34-PC1500T	Yes	1
<b>GMC G1500</b>					
1995-1991	5.0 Liters 305 CID V8	78	78-PC1500		
1995-1991	4.3 Liters 262 CID V6	78	78-PC1500		
1993-1991	5.7 Liters 350 CID V8	78	78-PC1500		
1990-1987	5.7 Liters 350 CID V8	75	75-PC1230		
1990	5.0 Liters 305 CID V8	75	75-PC1230		
1990-1985	4.3 Liters 262 CID V6	75	75-PC1230		
1989-1988	5.0 Liters 305 CID V8 AT	75	75-PC1230		
1989-1988	5.0 Liters 305 CID V8 MT	75	75-PC1230		
1989-1988	5.0 Liters 305 CID V8 Optional	78	78-PC1500		
1989-1985	4.3 Liters 262 CID V6 Optional	78	78-PC1500		
1989-1983	5.7 Liters 350 CID V8 Optional	78	78-PC1500		
1987-1982	5.0 Liters 305 CID V8	71	PC1200LMJT		4
1986-1983	5.0 Liters 305 CID V8 Optional	78	78-PC1500		
1986-1982	5.7 Liters 350 CID V8	71	PC1200LMJT		4
1984-1983	4.1 Liters 250 CID L6	70	PC1200LMJT		4
1984-1983	4.1 Liters 250 CID L6 Optional	78	78-PC1500		
1982	5.7 Liters 350 CID V8 Optional	74	75-PC1230		
1982	5.0 Liters 305 CID V8 Optional	74	75-PC1230		
1982	4.1 Liters 250 CID L6	71	PC1200LMJT		4
1982	4.1 Liters 250 CID L6 Optional	74	75-PC1230		
1981	5.7 Liters 350 CID V8	70	PC1200LMJT		4
1981	5.0 Liters 305 CID V8	70	PC1200LMJT		4
1981	4.1 Liters 250 CID L6	70	PC1200LMJT		4
1980-1979	5.7 Liters 350 CID V8	72	PC1200LMJT		4
1980-1979	5.0 Liters 305 CID V8	72	PC1200LMJT		4
1980-1979	4.1 Liters 250 CID L6	71	PC1200LMJT		4
1979	7.4 Liters 454 CID V8	74	75-PC1230		
1979	6.6 Liters 400 CID V8	72	PC1200LMJT		4
<b>GMC G25</b>					
1978-1975	6.6 Liters 400 CID V8	72	PC1200LMJT		4
1978-1975	5.7 Liters 350 CID V8	72	PC1200LMJT		4
1978-1977	5.0 Liters 305 CID V8	75	75-PC1230		
1978-1975	4.8 Liters 292 CID L6	71	PC1200LMJT		4
1978	4.1 Liters 250 CID L6	71	PC1200LMJT		4
1976-1975	7.4 Liters 454 CID V8	74	75-PC1230		
<b>GMC G25/G2500 Van</b>					
1974-1972	5.7 Liters 350 CID V8	72	PC1200LMJT		4
1974	4.8 Liters 292 CID L6	75	75-PC1230		
1974-1972	4.1 Liters 250 CID L6	71	PC1200LMJT		4
1973-1971	5.0 Liters 307 CID V8	75	75-PC1230		
1971	5.7 Liters 350 CID V8	74	75-PC1230		
1971	5.7 Liters 350 CID V8	75	75-PC1230		
1971	4.1 Liters 250 CID L6	72	PC1200LMJT		4
1970	5.7 Liters 350 CID V8 w/ top terminals	24	34-PC1500T	Yes	1

1. Installation requires optional height adapter. Additional cable may be required.
2. Installation requires battery to be placed on its side to dimensionally fit. Vehicle battery restraint(s) may require modification.
3. Installation requires reverse mounting orientation for correct terminal polarity
4. Vehicle battery restraint(s) may require modification.
5. Installation requires additional interbattery cables for parallel connections.
6. If vehicle as Intelligent Key option, then use 34R-PC1500T with the optional height adapter. Additional cable may be required.
7. If vehicle as Intelligent key option, then use 35-PC1400T

Year, Make & Model	Engine, Liter & Options	BCI Group Size	ODYSSEY® Battery Model	Height Adapter	Notes
<b>GMC G25/G2500 Van (ctd)</b>					
1970	5.7 Liters 350 CID V8 w/ side terminals	74	75-PC1230		
1970-1968	5.0 Liters 307 CID V8	24	34-PC1500T	Yes	1
1970	4.1 Liters 250 CID L6 w/ top terminals	24	34-PC1500T	Yes	1
1970	4.1 Liters 250 CID L6 w/ side terminals	74	75-PC1230		
1969-1967	4.1 Liters 250 CID L6	24	34-PC1500T	Yes	1
1969-1967	3.8 Liters 230 CID L6	24	34-PC1500T	Yes	1
1967	5.4 Liters 327 CID V8	24	34-PC1500T	Yes	1
1967	4.6 Liters 283 CID V8	24	34-PC1500T	Yes	1
<b>GMC G2500</b>					
1995	6.5 Liters 395 CID V8 Diesel	78	78-PC1500		
1995-1991	5.7 Liters 350 CID V8	78	78-PC1500		
1995-1991	5.0 Liters 305 CID V8	78	78-PC1500		
1995-1991	4.3 Liters 262 CID V6	78	78-PC1500		
1994	6.5 Liters 395 CID V8 Diesel	78	78-PC1500		
1993-1992	6.2 Liters 379 CID V8 Diesel	78	78-PC1500		
1991	6.2 Liters 379 CID V8	75	75-PC1230		
1990-1987	5.7 Liters 350 CID V8	75	75-PC1230		
1990	5.0 Liters 305 CID V8	75	75-PC1230		
1990-1985	4.3 Liters 262 CID V6	75	75-PC1230		
1990-1983	6.2 Liters 379 CID V8 Diesel	78	78-PC1500		
1989-1988	5.0 Liters 305 CID V8 AT	75	75-PC1230		
1989-1988	5.0 Liters 305 CID V8 MT	75	75-PC1230		
1989-1988	5.0 Liters 305 CID V8 Optional	78	78-PC1500		
1989-1985	4.3 Liters 262 CID V6 Optional	78	78-PC1500		
1989-1983	5.7 Liters 350 CID V8 Optional	78	78-PC1500		
1987-1982	5.0 Liters 305 CID V8	71	PC1200LMJT		4
1986-1983	5.0 Liters 305 CID V8 Optional	78	78-PC1500		
1986-1982	5.7 Liters 350 CID V8	71	PC1200LMJT		4
1984-1983	4.1 Liters 250 CID L6	70	PC1200LMJT		4
1984-1983	4.1 Liters 250 CID L6 Optional	78	78-PC1500		
1983	5.7 Liters 350 CID V8	78	78-PC1500		
1982	5.7 Liters 350 CID V8 Optional	74	75-PC1230		
1982	5.0 Liters 305 CID V8 Optional	74	75-PC1230		
1982	4.1 Liters 250 CID L6	71	PC1200LMJT		4
1982	4.1 Liters 250 CID L6 Optional	74	75-PC1230		
1981	5.7 Liters 350 CID V8	70	PC1200LMJT		4
1981	5.0 Liters 305 CID V8	70	PC1200LMJT		4
1981	4.1 Liters 250 CID L6	70	PC1200LMJT		4
1980-1979	6.6 Liters 400 CID V8	72	PC1200LMJT		4
1980-1979	5.7 Liters 350 CID V8	72	PC1200LMJT		4
1980	5.7 Liters 350 CID V8	75	75-PC1230		
1980	5.0 Liters 305 CID V8	72	PC1200LMJT		4
1980-1979	4.1 Liters 250 CID L6	71	PC1200LMJT		4
1979	5.0 Liters 305 CID V8	75	75-PC1230		
<b>GMC G35</b>					
1978-1975	6.6 Liters 400 CID V8	72	PC1200LMJT		4
1978-1975	5.7 Liters 350 CID V8	72	PC1200LMJT		4
1978-1975	4.8 Liters 292 CID L6	71	PC1200LMJT		4
1978	4.1 Liters 250 CID L6	75	75-PC1230		
1976	7.4 Liters 454 CID V8	74	75-PC1230		

Year, Make & Model	Engine, Liter & Options	BCI Group Size	ODYSSEY® Battery Model	Height Adapter	Notes
<b>GMC G35/G3500 Van</b>					
1974-1972	5.7 Liters 350 CID V8	72	PC1200LMJT		4
1974	5.7 Liters 350 CID V8	75	75-PC1230		
1974	4.8 Liters 292 CID L6	71	PC1200LMJT		4
1974-1972	4.1 Liters 250 CID L6	71	PC1200LMJT		4
1971	5.7 Liters 350 CID V8	74	75-PC1230		
1971	5.7 Liters 350 CID V8	75	75-PC1230		
1971	4.1 Liters 250 CID L6	72	PC1200LMJT		4
1967	5.4 Liters 327 CID V8	24	34-PC1500T	Yes	1
<b>GMC G3500</b>					
1996-1994	6.5 Liters 395 CID V8 Diesel	78	78-PC1500		
1996-1991	5.7 Liters 350 CID V8	78	78-PC1500		
1996-1991	4.3 Liters 262 CID V6	78	78-PC1500		
1996-1988	7.4 Liters 454 CID V8	78	78-PC1500		
1993-1992	6.2 Liters 379 CID V8 Diesel	78	78-PC1500		
1991	6.2 Liters 379 CID V8	75	75-PC1230		
1991	6.2 Liters 379 CID V8 Diesel	75	75-PC1230		
1990-1987	5.7 Liters 350 CID V8	75	75-PC1230		
1990-1985	4.3 Liters 262 CID V6	75	75-PC1230		
1990-1983	6.2 Liters 379 CID V8 Diesel	78	78-PC1500		
1989-1985	4.3 Liters 262 CID V6 Optional	78	78-PC1500		
1989-1983	5.7 Liters 350 CID V8 Optional	78	78-PC1500		
1986-1982	5.7 Liters 350 CID V8	71	PC1200LMJT		4
1984-1983	4.1 Liters 250 CID L6	70	PC1200LMJT		4
1984-1983	4.1 Liters 250 CID L6 Optional	78	78-PC1500		
1982	5.7 Liters 350 CID V8 Optional	74	75-PC1230		
1982	4.1 Liters 250 CID L6	71	PC1200LMJT		4
1982	4.1 Liters 250 CID L6 Optional	74	75-PC1230		
1981	5.7 Liters 350 CID V8	70	PC1200LMJT		4
1981	5.0 Liters 305 CID V8	70	PC1200LMJT		4
1980	6.6 Liters 400 CID V8	70	PC1200LMJT		4
1980-1979	6.6 Liters 400 CID V8	72	PC1200LMJT		4
1980	5.7 Liters 350 CID V8	75	75-PC1230		
1980-1979	5.7 Liters 350 CID V8	72	PC1200LMJT		4
1979	7.4 Liters 454 CID V8	74	75-PC1230		
1979	4.1 Liters 250 CID L6	71	PC1200LMJT		4
<b>GMC Jimmy</b>					
2005	4.3 Liters 4294 CC V6	75	75-PC1230		
2001-1992	4.3 Liters 262 CID V6	75	75-PC1230		
2001-1998	4.3 Liters 262 CID V6 Optional	75	75-PC1230		
1996-1995	4.3 Liters 262 CID V6 Optional	75	75-PC1230		
1993-1992	4.3 Liters 262 CID V6 Optional	78	78-PC1500		
1991-1990	6.2 Liters 379 CID V8 Diesel	78	78-PC1500		
1991	5.7 Liters 350 CID V8 Primary Battery	78	78-PC1500		
1991-1987	5.7 Liters 350 CID V8 Auxiliary	78	78-PC1500		
1990-1985	5.7 Liters 350 CID V8	75	75-PC1230		
1990-1984	5.7 Liters 350 CID V8 Optional	78	78-PC1500		
1989-1987	6.2 Liters 379 CID V8 Diesel	75	75-PC1230		
1987-1985	5.0 Liters 305 CID V8 AT	75	75-PC1230		
1987-1985	5.0 Liters 305 CID V8 MT	75	75-PC1230		
1986-1983	6.2 Liters 379 CID V8 Diesel	78	78-PC1500		

1. Installation requires optional height adapter. Additional cable may be required.
2. Installation requires battery to be placed on its side to dimensionally fit. Vehicle battery restraint(s) may require modification.
3. Installation requires reverse mounting orientation for correct terminal polarity
4. Vehicle battery restraint(s) may require modification.
5. Installation requires additional interbattery cables for parallel connections.
6. If vehicle as Intelligent Key option, then use 34R-PC1500T with the optional height adapter. Additional cable may be required.
7. If vehicle as Intelligent key option, then use 35-PC1400T

Year, Make & Model	Engine, Liter & Options	BCI Group Size	ODYSSEY® Battery Model	Height Adapter	Notes
<b>GMC Jimmy (ctd)</b>					
1986-1984	5.0 Liters 305 CID V8 Optional	78	78-PC1500		
1984	5.7 Liters 350 CID V8	71	PC1200LMJT		4
1984	5.0 Liters 305 CID V8	71	PC1200LMJT		4
1983	5.7 Liters 350 CID V8	70	PC1200LMJT		4
1983	5.0 Liters 305 CID V8	70	PC1200LMJT		4
1982	6.2 Liters 379 CID V8 Diesel	74	75-PC1230		
1982	5.7 Liters 350 CID V8	71	PC1200LMJT		4
1982	5.0 Liters 305 CID V8	71	PC1200LMJT		4
1982	4.1 Liters 250 CID L6	71	PC1200LMJT		4
1981	5.7 Liters 350 CID V8	70	PC1200LMJT		4
1981	5.0 Liters 305 CID V8	70	PC1200LMJT		4
1981	4.1 Liters 250 CID L6	70	PC1200LMJT		4
1980-1977	5.0 Liters 305 CID V8	72	PC1200LMJT		4
1980-1976	5.7 Liters 350 CID V8	72	PC1200LMJT		4
1980-1976	4.1 Liters 250 CID L6	71	PC1200LMJT		4
1979-1976	6.6 Liters 400 CID V8	72	PC1200LMJT		4
1976	7.4 Liters 454 CID V8	74	75-PC1230		
1975	6.6 Liters 400 CID V8	74	75-PC1230		
1975-1972	5.7 Liters 350 CID V8	74	75-PC1230		
1975-1972	4.1 Liters 250 CID L6	72	PC1200LMJT		4
1973	7.4 Liters 454 CID V8	74	75-PC1230		
1973	4.8 Liters 292 CID L6	72	PC1200LMJT		4
1972-1971	5.0 Liters 307 CID V8	75	75-PC1230		
1971-1970	5.7 Liters 350 CID V8	24	34-PC1500T	Yes	1
1971-1970	4.1 Liters 250 CID L6	24	34-PC1500T	Yes	1
1970	5.0 Liters 307 CID V8	24	34-PC1500T	Yes	1
<b>GMC K15</b>					
1978-1977	4.1 Liters 250 CID L6	71	PC1200LMJT		4
1978-1976	5.0 Liters 305 CID V8	72	PC1200LMJT		4
1978-1975	6.6 Liters 400 CID V8	72	PC1200LMJT		4
1978-1975	5.7 Liters 350 CID V8	72	PC1200LMJT		4
1976	7.4 Liters 454 CID V8	74	75-PC1230		
1976-1975	4.8 Liters 292 CID L6	71	PC1200LMJT		4
1976	4.1 Liters 250 CID L6	75	75-PC1230		
1975	4.1 Liters 250 CID L6	71	PC1200LMJT		4
<b>GMC K15 Suburban</b>					
1978-1975	6.6 Liters 400 CID V8	72	PC1200LMJT		4
1978-1975	5.7 Liters 350 CID V8	72	PC1200LMJT		4
1978	5.0 Liters 305 CID V8	75	75-PC1230		
1978-1975	4.1 Liters 250 CID L6	71	PC1200LMJT		4
1977-1976	5.0 Liters 305 CID V8	72	PC1200LMJT		4
<b>GMC K15/K1500 Pickup</b>					
1974-1973	5.7 Liters 350 CID V8	72	PC1200LMJT		4
1974-1973	4.1 Liters 250 CID L6	71	PC1200LMJT		4
1972	5.7 Liters 350 CID V8	74	75-PC1230		
1972	4.1 Liters 250 CID L6	72	PC1200LMJT		4
1971-1969	5.7 Liters 350 CID V8	24	34-PC1500T	Yes	1
1971-1966	4.1 Liters 250 CID L6	24	34-PC1500T	Yes	1
1970-1968	5.0 Liters 307 CID V8	24	34-PC1500T	Yes	1
1969-1968	6.5 Liters 396 CID V8	24	34-PC1500T	Yes	1
1969-1966	3.8 Liters 230 CID L6	24	34-PC1500T	Yes	1
1968-1967	5.4 Liters 327 CID V8	24	34-PC1500T	Yes	1
1967-1966	4.8 Liters 292 CID L6	24	34-PC1500T	Yes	1
1967	4.6 Liters 283 CID V8	24	34-PC1500T	Yes	1

Year, Make & Model	Engine, Liter & Options	BCI Group Size	ODYSSEY® Battery Model	Height Adapter	Notes
<b>GMC K15/K1500 Suburban</b>					
1974	5.7 Liters 350 CID V8	75	75-PC1230		
1974-1973	5.7 Liters 350 CID V8	72	PC1200LMJT		4
1974-1973	4.1 Liters 250 CID L6	71	PC1200LMJT		4
1973	5.0 Liters 307 CID V8	72	PC1200LMJT		4
1972	6.6 Liters 402 CID V8	74	75-PC1230		
1972	5.7 Liters 350 CID V8	74	75-PC1230		
1972	5.0 Liters 307 CID V8	74	75-PC1230		
1972	4.1 Liters 250 CID L6	72	PC1200LMJT		4
1971-1970	6.6 Liters 402 CID V8	24	34-PC1500T	Yes	1
1971-1970	5.0 Liters 307 CID V8	24	34-PC1500T	Yes	1
1971-1969	5.7 Liters 350 CID V8	24	34-PC1500T	Yes	1
1971-1968	4.1 Liters 250 CID L6	24	34-PC1500T	Yes	1
1968	6.5 Liters 396 CID V8	24	34-PC1500T	Yes	1
1968	5.4 Liters 327 CID V8	24	34-PC1500T	Yes	1
1968	5.0 Liters 307 CID V8	24	34-PC1500T	Yes	1
1968	4.8 Liters 292 CID L6	24	34-PC1500T	Yes	1
<b>GMC K1500</b>					
1999-1994	5.7 Liters 350 CID V8	78	78-PC1500		
1999	5.7 Liters 350 CID V8 Optional	78	78-PC1500		
1999-1994	5.0 Liters 305 CID V8	78	78-PC1500		
1999	5.0 Liters 305 CID V8 Optional	78	78-PC1500		
1998-1994	6.5 Liters 395 CID V8 Diesel	78	78-PC1500		
1998-1994	4.3 Liters 262 CID V6	78	78-PC1500		
1995	6.5 Liters 395 CID V8	78	78-PC1500		
1993-1992	6.2 Liters 379 CID V8 Diesel	75	75-PC1230		
1993-1991	5.7 Liters 350 CID V8 Primary Battery	78	78-PC1500		
1993-1991	5.0 Liters 305 CID V8 Primary Battery	78	78-PC1500		
1993-1991	4.3 Liters 262 CID V6 Primary Battery	78	78-PC1500		
1993-1988	5.7 Liters 350 CID V8 Auxiliary	78	78-PC1500		
1993-1988	5.0 Liters 305 CID V8 Auxiliary	78	78-PC1500		
1993-1988	4.3 Liters 262 CID V6 Auxiliary	78	78-PC1500		
1991	6.2 Liters 379 CID V8 Diesel	78	78-PC1500		
1990-1988	6.2 Liters 379 CID V8 Diesel	75	75-PC1230		
1990-1988	5.7 Liters 350 CID V8	75	75-PC1230		
1990-1988	5.7 Liters 350 CID V8 Optional	78	78-PC1500		
1990	5.0 Liters 305 CID V8	75	75-PC1230		
1990-1988	5.0 Liters 305 CID V8 Optional	78	78-PC1500		
1990-1988	4.3 Liters 262 CID V6	75	75-PC1230		
1990-1988	4.3 Liters 262 CID V6 Optional	78	78-PC1500		
1989-1988	5.0 Liters 305 CID V8 AT	75	75-PC1230		
1989-1988	5.0 Liters 305 CID V8 MT	75	75-PC1230		
1986-1985	4.3 Liters 262 CID V6	75	75-PC1230		
1986-1985	4.3 Liters 262 CID V6 Optional	78	78-PC1500		
1986-1983	6.2 Liters 379 CID V8 Diesel	78	78-PC1500		
1986	5.7 Liters 350 CID V8	70	PC1200LMJT		4
1986-1983	5.7 Liters 350 CID V8 Optional	78	78-PC1500		
1986	5.0 Liters 305 CID V8	70	PC1200LMJT		4
1986-1983	5.0 Liters 305 CID V8 Optional	78	78-PC1500		
1985-1984	5.7 Liters 350 CID V8	71	PC1200LMJT		4

1. Installation requires optional height adapter. Additional cable may be required.
2. Installation requires battery to be placed on its side to dimensionally fit. Vehicle battery restraint(s) may require modification.
3. Installation requires reverse mounting orientation for correct terminal polarity
4. Vehicle battery restraint(s) may require modification.
5. Installation requires additional interbattery cables for parallel connections.
6. If vehicle as Intelligent Key option, then use 34R-PC1500T with the optional height adapter. Additional cable may be required.
7. If vehicle as Intelligent key option, then use 35-PC1400T



Year, Make & Model	Engine, Liter & Options	BCI Group Size	ODYSSEY® Battery Model	Height Adapter	Notes
<b>GMC K1500 (ctd)</b>					
1985	5.0 Liters 305 CID V8	71	PC1200LMJT		4
1984	4.1 Liters 250 CID L6	71	PC1200LMJT		4
1984	4.1 Liters 250 CID L6 Optional	78	78-PC1500		
1983	5.7 Liters 350 CID V8	70	PC1200LMJT		4
1983	5.0 Liters 305 CID V8	70	PC1200LMJT		4
1983	4.1 Liters 250 CID L6	70	PC1200LMJT		4
1982	6.2 Liters 379 CID V8 Diesel	74	75-PC1230		
1982	5.7 Liters 350 CID V8	71	PC1200LMJT		4
1982	5.0 Liters 305 CID V8	71	PC1200LMJT		4
1982	4.1 Liters 250 CID L6	71	PC1200LMJT		4
1981	5.7 Liters 350 CID V8	70	PC1200LMJT		4
1981	5.0 Liters 305 CID V8	70	PC1200LMJT		4
1981	4.1 Liters 250 CID L6	70	PC1200LMJT		4
1980-1979	7.4 Liters 454 CID V8	74	75-PC1230		
1980	6.6 Liters 400 CID V8	70	PC1200LMJT		4
1980-1979	5.7 Liters 350 CID V8	72	PC1200LMJT		4
1980-1979	4.8 Liters 292 CID L6	71	PC1200LMJT		4
1980-1979	4.1 Liters 250 CID L6	71	PC1200LMJT		4
1979	6.6 Liters 400 CID V8	72	PC1200LMJT		4
1979	5.0 Liters 305 CID V8	72	PC1200LMJT		4
<b>GMC K1500 Suburban</b>					
1999-1995	6.5 Liters 395 CID V8 Diesel	78	78-PC1500		
1999	6.5 Liters 395 CID V8 Diesel & Optional	78	78-PC1500		
1999-1994	5.7 Liters 350 CID V8	78	78-PC1500		
1999	5.7 Liters 350 CID V8 Optional	78	78-PC1500		
1993-1992	5.7 Liters 350 CID V8 Primary Battery	78	78-PC1500		
1993-1992	5.7 Liters 350 CID V8 Auxiliary	78	78-PC1500		
1986-1984	5.7 Liters 350 CID V8 Optional	78	78-PC1500		
1986-1983	6.2 Liters 379 CID V8 Diesel	78	78-PC1500		
1986	5.7 Liters 350 CID V8	70	PC1200LMJT		4
1985-1984	5.7 Liters 350 CID V8	71	PC1200LMJT		4
1985-1984	5.0 Liters 305 CID V8	71	PC1200LMJT		4
1985-1983	5.0 Liters 305 CID V8 Optional	78	78-PC1500		
1984-1983	5.0 Liters 305 CID V8	78	78-PC1500		
1983	5.7 Liters 350 CID V8	70	PC1200LMJT		4
1983	5.7 Liters 350 CID V8	78	78-PC1500		
1982	6.2 Liters 379 CID V8 Diesel	74	75-PC1230		
1982	5.7 Liters 350 CID V8	71	PC1200LMJT		4
1982	5.0 Liters 305 CID V8	71	PC1200LMJT		4
1981	5.7 Liters 350 CID V8	70	PC1200LMJT		4
1980-1979	5.7 Liters 350 CID V8	72	PC1200LMJT		4
1980-1979	4.1 Liters 250 CID L6	71	PC1200LMJT		4
1979	6.6 Liters 400 CID V8	72	PC1200LMJT		4
1979	5.0 Liters 305 CID V8	72	PC1200LMJT		4
<b>GMC K25</b>					
1978-1976	7.4 Liters 454 CID V8	74	75-PC1230		
1978-1975	6.6 Liters 400 CID V8	72	PC1200LMJT		4
1978-1975	5.7 Liters 350 CID V8	72	PC1200LMJT		4
1978-1977	5.0 Liters 305 CID V8	72	PC1200LMJT		4
1978-1975	4.8 Liters 292 CID L6	71	PC1200LMJT		4
1978	4.1 Liters 250 CID L6	71	PC1200LMJT		4
1976-1975	4.1 Liters 250 CID L6	71	PC1200LMJT		4

Year, Make & Model	Engine, Liter & Options	BCI Group Size	ODYSSEY® Battery Model	Height Adapter	Notes
<b>GMC K25 Suburban</b>					
1978-1977	5.0 Liters 305 CID V8	72	PC1200LMJT		4
1978-1975	6.6 Liters 400 CID V8	72	PC1200LMJT		4
1978-1975	5.7 Liters 350 CID V8	72	PC1200LMJT		4
1978-1975	4.8 Liters 292 CID L6	71	PC1200LMJT		4
1977	7.4 Liters 454 CID V8	75	75-PC1230		
<b>GMC K25/K2500 Pickup</b>					
1974-1973	7.4 Liters 454 CID V8	74	75-PC1230		
1974-1973	5.7 Liters 350 CID V8	72	PC1200LMJT		4
1974-1973	4.8 Liters 292 CID L6	71	PC1200LMJT		4
1974-1973	4.1 Liters 250 CID L6	71	PC1200LMJT		4
1972	5.7 Liters 350 CID V8	74	75-PC1230		
1972	4.8 Liters 292 CID L6	72	PC1200LMJT		4
1972	4.1 Liters 250 CID L6	72	PC1200LMJT		4
1971-1970	4.8 Liters 292 CID L6	24	34-PC1500T	Yes	1
1971-1969	5.7 Liters 350 CID V8	24	34-PC1500T	Yes	1
1971-1967	4.1 Liters 250 CID L6	24	34-PC1500T	Yes	1
1970-1968	5.0 Liters 307 CID V8	24	34-PC1500T	Yes	1
1969-1968	6.5 Liters 396 CID V8	24	34-PC1500T	Yes	1
1968-1967	5.4 Liters 327 CID V8	24	34-PC1500T	Yes	1
1967	4.8 Liters 292 CID L6	24	34-PC1500T	Yes	1
1967	4.6 Liters 283 CID V8	24	34-PC1500T	Yes	1
<b>GMC K25/K2500 Suburban</b>					
1974-1973	5.7 Liters 350 CID V8	72	PC1200LMJT		4
1974-1973	4.8 Liters 292 CID L6	71	PC1200LMJT		4
1974-1973	4.1 Liters 250 CID L6	71	PC1200LMJT		4
1973	5.0 Liters 307 CID V8	72	PC1200LMJT		4
1972	5.7 Liters 350 CID V8	74	75-PC1230		
1972	5.0 Liters 307 CID V8	74	75-PC1230		
1972	4.8 Liters 292 CID L6	72	PC1200LMJT		4
1972	4.1 Liters 250 CID L6	72	PC1200LMJT		4
1971-1969	5.7 Liters 350 CID V8	24	34-PC1500T	Yes	1
1971-1968	5.0 Liters 307 CID V8	24	34-PC1500T	Yes	1
1971-1968	4.8 Liters 292 CID L6	24	34-PC1500T	Yes	1
1971-1968	4.1 Liters 250 CID L6	24	34-PC1500T	Yes	1
1968	6.5 Liters 396 CID V8	24	34-PC1500T	Yes	1
1968	5.4 Liters 327 CID V8	24	34-PC1500T	Yes	1
<b>GMC K2500</b>					
2000-1999	7.4 Liters 454 CID V8 Optional	78	78-PC1500		
2000-1999	6.5 Liters 395 CID V8 Diesel & Optional	78	78-PC1500		
2000-1999	5.7 Liters 350 CID V8 Optional	78	78-PC1500		
2000-1994	7.4 Liters 454 CID V8	78	78-PC1500		
2000-1994	6.5 Liters 395 CID V8 Diesel	78	78-PC1500		
2000-1994	5.7 Liters 350 CID V8	78	78-PC1500		
1998	5.0 Liters 305 CID V8	78	78-PC1500		
1995-1994	5.0 Liters 305 CID V8	78	78-PC1500		
1995-1994	4.3 Liters 262 CID V6	78	78-PC1500		
1993-1992	6.5 Liters 395 CID V8 Diesel	75	75-PC1230		
1993-1992	6.2 Liters 379 CID V8 Diesel	75	75-PC1230		
1993-1991	7.4 Liters 454 CID V8 Primary Battery	78	78-PC1500		
1993-1991	7.4 Liters 454 CID V8 Auxiliary	78	78-PC1500		
1993-1991	5.7 Liters 350 CID V8 Primary Battery	78	78-PC1500		

1. Installation requires optional height adapter. Additional cable may be required.
2. Installation requires battery to be placed on its side to dimensionally fit. Vehicle battery restraint(s) may require modification.
3. Installation requires reverse mounting orientation for correct terminal polarity
4. Vehicle battery restraint(s) may require modification.
5. Installation requires additional interbattery cables for parallel connections.
6. If vehicle as Intelligent Key option, then use 34R-PC1500T with the optional height adapter. Additional cable may be required.
7. If vehicle as Intelligent key option, then use 35-PC1400T

Year, Make & Model	Engine, Liter & Options	BCI Group Size	ODYSSEY® Battery Model	Height Adapter	Notes
<b>GMC K2500 (ctd)</b>					
1993-1991	5.0 Liters 305 CID V8 Primary Battery	78	78-PC1500		
1993-1991	4.3 Liters 262 CID V6 Primary Battery	78	78-PC1500		
1993-1988	5.7 Liters 350 CID V8 Auxiliary	78	78-PC1500		
1993-1988	5.0 Liters 305 CID V8 Auxiliary	78	78-PC1500		
1993-1988	4.3 Liters 262 CID V6 Auxiliary	78	78-PC1500		
1991	6.2 Liters 379 CID V8 Diesel	78	78-PC1500		
1990-1988	6.2 Liters 379 CID V8 Diesel	75	75-PC1230		
1990-1988	5.7 Liters 350 CID V8	75	75-PC1230		
1990-1988	5.7 Liters 350 CID V8 Optional	78	78-PC1500		
1990	5.0 Liters 305 CID V8	75	75-PC1230		
1990-1988	5.0 Liters 305 CID V8 Optional	78	78-PC1500		
1990-1988	4.3 Liters 262 CID V6	75	75-PC1230		
1990-1988	4.3 Liters 262 CID V6 Optional	78	78-PC1500		
1989-1988	5.0 Liters 305 CID V8 AT	75	75-PC1230		
1989-1988	5.0 Liters 305 CID V8 MT	75	75-PC1230		
1986-1983	6.2 Liters 379 CID V8 Diesel	78	78-PC1500		
1986	5.7 Liters 350 CID V8	70	PC1200LMJT		4
1986-1983	5.7 Liters 350 CID V8 Optional	78	78-PC1500		
1986	4.8 Liters 292 CID L6	70	PC1200LMJT		4
1986-1983	4.8 Liters 292 CID L6 Optional	78	78-PC1500		
1985-1984	5.7 Liters 350 CID V8	71	PC1200LMJT		4
1985-1982	4.8 Liters 292 CID L6	71	PC1200LMJT		4
1985	4.3 Liters 262 CID V6	75	75-PC1230		
1985	4.3 Liters 262 CID V6 Optional	78	78-PC1500		
1983	5.7 Liters 350 CID V8	70	PC1200LMJT		4
1982	6.2 Liters 379 CID V8 Diesel	74	75-PC1230		
1982	5.7 Liters 350 CID V8	71	PC1200LMJT		4
1981	5.7 Liters 350 CID V8	70	PC1200LMJT		4
1981	4.8 Liters 292 CID L6	70	PC1200LMJT		4
1980-1979	6.6 Liters 400 CID V8	72	PC1200LMJT		4
1980-1979	5.7 Liters 350 CID V8	72	PC1200LMJT		4
1980	4.8 Liters 292 CID L6	71	PC1200LMJT		4
1980	4.1 Liters 250 CID L6	71	PC1200LMJT		4
1979	4.8 Liters 292 CID L6	70	PC1200LMJT		4
<b>GMC K2500 Suburban</b>					
1999-1994	7.4 Liters 454 CID V8	78	78-PC1500		
1999	7.4 Liters 454 CID V8 Optional	78	78-PC1500		
1999-1994	6.5 Liters 395 CID V8 Diesel	78	78-PC1500		
1999	6.5 Liters 395 CID V8 Diesel & Optional	78	78-PC1500		
1999-1994	5.7 Liters 350 CID V8	78	78-PC1500		
1999	5.7 Liters 350 CID V8 Optional	78	78-PC1500		
1993-1992	7.4 Liters 454 CID V8 Primary Battery	78	78-PC1500		
1993-1992	7.4 Liters 454 CID V8 Auxiliary	78	78-PC1500		
1993-1992	5.7 Liters 350 CID V8 Primary Battery	78	78-PC1500		
1993-1992	5.7 Liters 350 CID V8 Auxiliary	78	78-PC1500		
1986-1983	6.2 Liters 379 CID V8 Diesel	78	78-PC1500		
1986	5.7 Liters 350 CID V8	70	PC1200LMJT		4
1986-1983	5.7 Liters 350 CID V8 Optional	78	78-PC1500		

Year, Make & Model	Engine, Liter & Options	BCI Group Size	ODYSSEY® Battery Model	Height Adapter	Notes
<b>GMC K2500 Suburban (ctd)</b>					
1986	4.8 Liters 292 CID L6	70	PC1200LMJT		4
1986-1984	4.8 Liters 292 CID L6 Optional	78	78-PC1500		
1985-1984	5.7 Liters 350 CID V8	71	PC1200LMJT		4
1985-1984	4.8 Liters 292 CID L6	71	PC1200LMJT		4
1983	5.7 Liters 350 CID V8	70	PC1200LMJT		4
1982	6.2 Liters 379 CID V8 Diesel	74	75-PC1230		
1982	5.7 Liters 350 CID V8	71	PC1200LMJT		4
1982	4.8 Liters 292 CID L6	71	PC1200LMJT		4
1981	5.7 Liters 350 CID V8	70	PC1200LMJT		4
1981	5.7 Liters 350 CID V8	75	75-PC1230		
1981	4.8 Liters 292 CID L6	70	PC1200LMJT		4
1980-1979	6.6 Liters 400 CID V8	72	PC1200LMJT		4
1980-1979	5.7 Liters 350 CID V8	72	PC1200LMJT		4
1980-1979	4.8 Liters 292 CID L6	71	PC1200LMJT		4
<b>GMC K35</b>					
1978-1977	6.6 Liters 400 CID V8	72	PC1200LMJT		4
1978-1977	5.7 Liters 350 CID V8	72	PC1200LMJT		4
1978-1977	4.8 Liters 292 CID L6	71	PC1200LMJT		4
<b>GMC K35/K3500 Pickup</b>					
1974-1973	7.4 Liters 454 CID V8	74	75-PC1230		
1974-1973	5.7 Liters 350 CID V8	72	PC1200LMJT		4
1974-1973	4.8 Liters 292 CID L6	71	PC1200LMJT		4
1974-1973	4.1 Liters 250 CID L6	71	PC1200LMJT		4
1973	5.0 Liters 307 CID V8	72	PC1200LMJT		4
1972	5.7 Liters 350 CID V8	74	75-PC1230		
1972	5.0 Liters 307 CID V8	74	75-PC1230		
1972	4.8 Liters 292 CID L6	72	PC1200LMJT		4
1972	4.1 Liters 250 CID L6	72	PC1200LMJT		4
1971-1970	6.6 Liters 402 CID V8	24	34-PC1500T	Yes	1
1971-1969	5.7 Liters 350 CID V8	24	34-PC1500T	Yes	1
1971-1968	5.0 Liters 307 CID V8	24	34-PC1500T	Yes	1
1971-1968	4.8 Liters 292 CID L6	24	34-PC1500T	Yes	1
1971-1968	4.1 Liters 250 CID L6	24	34-PC1500T	Yes	1
1969-1968	6.5 Liters 396 CID V8	24	34-PC1500T	Yes	1
1968-1967	5.4 Liters 327 CID V8	24	34-PC1500T	Yes	1
<b>GMC K3500</b>					
2000-1994	7.4 Liters 454 CID V8	78	78-PC1500		
2000-1999	7.4 Liters 454 CID V8 Optional	78	78-PC1500		
2000-1994	6.5 Liters 395 CID V8 Diesel	78	78-PC1500		
2000-1999	6.5 Liters 395 CID V8 Diesel & Optional	78	78-PC1500		
2000-1994	5.7 Liters 350 CID V8	78	78-PC1500		
2000-1999	5.7 Liters 350 CID V8 Optional	78	78-PC1500		
1993-1992	6.5 Liters 395 CID V8 Diesel	75	75-PC1230		
1993-1992	6.2 Liters 379 CID V8 Diesel	75	75-PC1230		
1993-1991	7.4 Liters 454 CID V8 Primary Battery	78	78-PC1500		
1993-1991	5.7 Liters 350 CID V8 Primary Battery	78	78-PC1500		
1993-1988	7.4 Liters 454 CID V8 Auxiliary	78	78-PC1500		
1993-1988	5.7 Liters 350 CID V8 Auxiliary	78	78-PC1500		
1991	6.2 Liters 379 CID V8 Diesel	78	78-PC1500		
1990-1988	7.4 Liters 454 CID V8	78	78-PC1500		

1. Installation requires optional height adapter. Additional cable may be required.
2. Installation requires battery to be placed on its side to dimensionally fit. Vehicle battery restraint(s) may require modification.
3. Installation requires reverse mounting orientation for correct terminal polarity
4. Vehicle battery restraint(s) may require modification.
5. Installation requires additional interbattery cables for parallel connections.
6. If vehicle as Intelligent Key option, then use 34R-PC1500T with the optional height adapter. Additional cable may be required.
7. If vehicle as Intelligent key option, then use 35-PC1400T

Year, Make & Model	Engine, Liter & Options	BCI Group Size	ODYSSEY® Battery Model	Height Adapter	Notes
<b>GMC K3500 (ctd)</b>					
1990-1988	6.2 Liters 379 CID V8 Diesel	75	75-PC1230		
1990-1988	5.7 Liters 350 CID V8	75	75-PC1230		
1990-1988	5.7 Liters 350 CID V8 Optional	78	78-PC1500		
1986-1984	7.4 Liters 454 CID V8	78	78-PC1500		
1986-1983	6.2 Liters 379 CID V8 Diesel	78	78-PC1500		
1986	5.7 Liters 350 CID V8	70	PC1200LMJT		4
1986-1983	5.7 Liters 350 CID V8 Optional	78	78-PC1500		
1986	4.8 Liters 292 CID L6	70	PC1200LMJT		4
1986-1983	4.8 Liters 292 CID L6 Optional	78	78-PC1500		
1985-1984	5.7 Liters 350 CID V8	71	PC1200LMJT		4
1985-1982	4.8 Liters 292 CID L6	71	PC1200LMJT		4
1983	7.4 Liters 454 CID V8 Optional	78	78-PC1500		
1983	5.7 Liters 350 CID V8	70	PC1200LMJT		4
1982	7.4 Liters 454 CID V8	74	75-PC1230		
1982	6.2 Liters 379 CID V8 Diesel	74	75-PC1230		
1982	5.7 Liters 350 CID V8	71	PC1200LMJT		4
1981	7.4 Liters 454 CID V8	70	PC1200LMJT		4
1981	5.7 Liters 350 CID V8	70	PC1200LMJT		4
1981	4.8 Liters 292 CID L6	70	PC1200LMJT		4
1980-1979	7.4 Liters 454 CID V8	74	75-PC1230		
1980	6.6 Liters 400 CID V8	75	75-PC1230		
1980-1979	5.7 Liters 350 CID V8	72	PC1200LMJT		4
1980	5.7 Liters 350 CID V8	75	75-PC1230		
1980-1979	4.8 Liters 292 CID L6	71	PC1200LMJT		4
1979	6.6 Liters 400 CID V8	72	PC1200LMJT		
<b>GMC P15</b>					
1978	4.8 Liters 292 CID L6	71	PC1200LMJT		4
1977-1975	4.8 Liters 292 CID L6	72	PC1200LMJT		4
<b>GMC P15/P1500 Van</b>					
1974-1972	4.1 Liters 250 CID L6	72	PC1200LMJT		4
1971-1968	4.1 Liters 250 CID L6	24	34-PC1500T	Yes	1
1969-1967	3.8 Liters 230 CID L6	24	34-PC1500T	Yes	1
1967	4.8 Liters 292 CID L6	24	34-PC1500T	Yes	1
1967	4.6 Liters 283 CID V8	24	34-PC1500T	Yes	1
<b>GMC P1500</b>					
1980-1979	4.8 Liters 292 CID L6	71	PC1200LMJT		4
1979	7.4 Liters 454 CID V8	71	PC1200LMJT		4
<b>GMC P25</b>					
1978	5.7 Liters 350 CID V8	71	PC1200LMJT		4
1978	4.8 Liters 292 CID L6	71	PC1200LMJT		4
1977-1975	5.7 Liters 350 CID V8	74	75-PC1230		
1977-1975	4.8 Liters 292 CID L6	72	PC1200LMJT		4
<b>GMC P25/P2500 Van</b>					
1974-1973	4.1 Liters 250 CID L6	72	PC1200LMJT		4
1974-1972	5.7 Liters 350 CID V8	74	75-PC1230		
1974-1972	4.8 Liters 292 CID L6	72	PC1200LMJT		4
1972	4.1 Liters 250 CID L6	74	75-PC1230		
1971-1967	4.8 Liters 292 CID L6	24	34-PC1500T	Yes	1
1970	7.4 Liters 454 CID V8	24	34-PC1500T	Yes	1
1970	5.7 Liters 350 CID V8	24	34-PC1500T	Yes	1
1970	4.1 Liters 250 CID L6	24	34-PC1500T	Yes	1
1969-1968	5.0 Liters 307 CID V8	24	34-PC1500T	Yes	1
1968	2.6 Liters 159 CID L3	24	34-PC1500T	Yes	1
1967	4.6 Liters 283 CID V8	24	34-PC1500T	Yes	1
1967-1966	4.1 Liters 250 CID L6	24	34-PC1500T	Yes	1

Year, Make & Model	Engine, Liter & Options	BCI Group Size	ODYSSEY® Battery Model	Height Adapter	Notes
<b>GMC P2500</b>					
1989	6.2 Liters 379 CID V8	78	78-PC1500		
1989	5.7 Liters 350 CID V8	75	75-PC1230		
1989	5.7 Liters 350 CID V8 Optional	78	78-PC1500		
1989	4.8 Liters 292 CID L6	75	75-PC1230		
1989	4.8 Liters 292 CID L6 Optional	78	78-PC1500		
1988-1987	5.7 Liters 350 CID V8	31T	31-PC2150S		3
1988-1987	5.7 Liters 350 CID V8 Optional	31T	31-PC2150S		3
1988-1982	6.2 Liters 379 CID V8	71	PC1200LMJT		4
1987	4.8 Liters 292 CID L6	31T	31-PC2150S		3
1987	4.8 Liters 292 CID L6 Optional	31T	31-PC2150S		3
1986-1979	5.7 Liters 350 CID V8	71	PC1200LMJT		4
1986-1979	4.8 Liters 292 CID L6	71	PC1200LMJT		4
<b>GMC P35</b>					
1978-1975	7.4 Liters 454 CID V8	74	75-PC1230		
1978-1975	5.7 Liters 350 CID V8	74	75-PC1230		
1978-1975	4.8 Liters 292 CID L6	74	75-PC1230		
<b>GMC P35/P3500 Van</b>					
1974-1973	7.4 Liters 454 CID V8	74	75-PC1230		
1974	7.4 Liters 454 CID V8	75	75-PC1230		
1974-1971	5.7 Liters 350 CID V8	74	75-PC1230		
1974-1971	4.8 Liters 292 CID L6	74	75-PC1230		
1974-1971	4.1 Liters 250 CID L6	74	75-PC1230		
1971	7.4 Liters 454 CID V8	74	75-PC1230		
1970	7.4 Liters 454 CID V8	24	34-PC1500T	Yes	1
1970	5.7 Liters 350 CID V8	24	34-PC1500T	Yes	1
1970-1967	4.8 Liters 292 CID L6	24	34-PC1500T	Yes	1
1970	4.1 Liters 250 CID L6	24	34-PC1500T	Yes	1
1969-1968	5.0 Liters 307 CID V8	24	34-PC1500T	Yes	1
1968	2.6 Liters 159 CID L3	24	34-PC1500T	Yes	1
1967	4.6 Liters 283 CID V8	24	34-PC1500T	Yes	1
1967-1966	4.1 Liters 250 CID L6	24	34-PC1500T	Yes	1
<b>GMC P3500</b>					
1999-1997	5.7 Liters 350 CID V8	78	78-PC1500		
1999-1994	6.5 Liters 395 CID V8	78	78-PC1500		
1999-1990	4.3 Liters 262 CID V6 Optional	78	78-PC1500		
1999-1989	7.4 Liters 454 CID V8	78	78-PC1500		
1999-1989	5.7 Liters 350 CID V8 Optional	78	78-PC1500		
1999-1987	4.3 Liters 262 CID V6	78	78-PC1500		
1996-1990	4.3 Liters 262 CID V6	75	75-PC1230		
1996-1989	5.7 Liters 350 CID V8	75	75-PC1230		
1993-1989	6.2 Liters 379 CID V8	78	78-PC1500		
1991-1989	3.9 Liters 239 CID L4	75	75-PC1230		
1989	4.8 Liters 292 CID L6	75	75-PC1230		
1989	4.8 Liters 292 CID L6 Optional	78	78-PC1500		
1988-1987	7.4 Liters 454 CID V8	31T	31-PC2150S		3
1988-1987	7.4 Liters 454 CID V8 Optional	31T	31-PC2150S		3
1988-1987	5.7 Liters 350 CID V8	31T	31-PC2150S		3
1988-1987	5.7 Liters 350 CID V8 Optional	31T	31-PC2150S		3
1988-1987	4.8 Liters 292 CID L6	31T	31-PC2150S		3
1988	4.8 Liters 292 CID L6 Optional	31T	31-PC2150S		3
1988-1983	6.2 Liters 379 CID V8	75	75-PC1230		
1986-1983	7.4 Liters 454 CID V8	75	75-PC1230		
1986-1983	5.7 Liters 350 CID V8	75	75-PC1230		
1986-1983	4.8 Liters 292 CID L6	75	75-PC1230		
1982-1979	7.4 Liters 454 CID V8	74	75-PC1230		

1. Installation requires optional height adapter. Additional cable may be required.
2. Installation requires battery to be placed on its side to dimensionally fit. Vehicle battery restraint(s) may require modification.
3. Installation requires reverse mounting orientation for correct terminal polarity
4. Vehicle battery restraint(s) may require modification.
5. Installation requires additional interbattery cables for parallel connections.
6. If vehicle as Intelligent Key option, then use 34R-PC1500T with the optional height adapter. Additional cable may be required.
7. If vehicle as Intelligent key option, then use 35-PC1400T

Year, Make & Model	Engine, Liter & Options	BCI Group Size	ODYSSEY® Battery Model	Height Adapter	Notes
<b>GMC P3500 (ctd)</b>					
1982-1979	5.7 Liters 350 CID V8	74	75-PC1230		
1982-1979	4.8 Liters 292 CID L6	74	75-PC1230		
1982	6.2 Liters 379 CID V8	74	75-PC1230		
<b>GMC PB1000 Series</b>					
1965-1963	2.5 Liters 153 CID L4	24	34-PC1500T	Yes	1
1963	3.8 Liters 230 CID L6	24	34-PC1500T	Yes	1
<b>GMC PB15 Series</b>					
1966	4.8 Liters 292 CID L6	24	34-PC1500T	Yes	1
1966	4.1 Liters 250 CID L6	24	34-PC1500T	Yes	1
1966	3.8 Liters 230 CID L6	24	34-PC1500T	Yes	1
1966	3.2 Liters 194 CID L6	24	34-PC1500T	Yes	1
<b>GMC PB25 Series</b>					
1966	4.8 Liters 292 CID L6	24	34-PC1500T	Yes	1
1966	4.1 Liters 250 CID L6	24	34-PC1500T	Yes	1
1966	3.8 Liters 230 CID L6	24	34-PC1500T	Yes	1
<b>GMC PB2500 Series</b>					
1963	3.8 Liters 230 CID L6	24	34-PC1500T	Yes	1
<b>GMC R1500</b>					
1987	6.2 Liters 379 CID V8 Diesel	75	75-PC1230		
1987	5.7 Liters 350 CID V8	75	75-PC1230		
1987	5.0 Liters 305 CID V8 AT	75	75-PC1230		
1987	5.0 Liters 305 CID V8 MT	75	75-PC1230		
1987	5.0 Liters 305 CID V8 Optional	78	78-PC1500		
1987	4.3 Liters 262 CID V6	75	75-PC1230		
<b>GMC R1500 Suburban</b>					
1991	6.2 Liters 379 CID V8 Diesel	78	78-PC1500		
1991	5.7 Liters 350 CID V8 Primary Battery	78	78-PC1500		
1991	5.7 Liters 350 CID V8 Auxiliary	78	78-PC1500		
1990-1987	6.2 Liters 379 CID V8 Diesel	75	75-PC1230		
1990-1987	5.7 Liters 350 CID V8	75	75-PC1230		
1987	5.0 Liters 305 CID V8 AT	75	75-PC1230		
1987	5.0 Liters 305 CID V8 MT	75	75-PC1230		
1987	5.0 Liters 305 CID V8 Optional	78	78-PC1500		
<b>GMC R2500</b>					
1989-1987	7.4 Liters 454 CID V8	78	78-PC1500		
1989-1987	6.2 Liters 379 CID V8 Diesel	75	75-PC1230		
1989-1987	5.7 Liters 350 CID V8	75	75-PC1230		
1989-1987	5.7 Liters 350 CID V8 Auxiliary	78	78-PC1500		
1989-1987	5.7 Liters 350 CID V8 Optional	78	78-PC1500		
1988-1987	4.8 Liters 292 CID L6 Auxiliary	78	78-PC1500		
1988-1987	4.8 Liters 292 CID L6 Optional	78	78-PC1500		
1988-1987	4.8 Liters 292 CID L6	78	78-PC1500		
1987	7.4 Liters 454 CID V8 Optional	78	78-PC1500		
1987	5.0 Liters 305 CID V8 AT	75	75-PC1230		
1987	5.0 Liters 305 CID V8 MT	75	75-PC1230		
1987	5.0 Liters 305 CID V8 Optional	78	78-PC1500		
1987	4.3 Liters 262 CID V6	75	75-PC1230		
1987	4.3 Liters 262 CID V6 Auxiliary	78	78-PC1500		
1987	4.3 Liters 262 CID V6 Optional	78	78-PC1500		

Year, Make & Model	Engine, Liter & Options	BCI Group Size	ODYSSEY® Battery Model	Height Adapter	Notes
<b>GMC R2500 Suburban</b>					
1991-1987	7.4 Liters 454 CID V8	78	78-PC1500		
1991	6.2 Liters 379 CID V8 Diesel	78	78-PC1500		
1991	5.7 Liters 350 CID V8 Primary Battery	78	78-PC1500		
1991-1987	5.7 Liters 350 CID V8 Auxiliary	78	78-PC1500		
1990-1987	6.2 Liters 379 CID V8 Diesel	75	75-PC1230		
1990-1987	5.7 Liters 350 CID V8	75	75-PC1230		
1990-1987	5.7 Liters 350 CID V8 Optional	78	78-PC1500		
<b>GMC R3500</b>					
1991-1987	7.4 Liters 454 CID V8	78	78-PC1500		
1991	6.2 Liters 379 CID V8 Diesel	78	78-PC1500		
1991	5.7 Liters 350 CID V8 Primary Battery	78	78-PC1500		
1991-1987	5.7 Liters 350 CID V8 Auxiliary	78	78-PC1500		
1990-1987	6.2 Liters 379 CID V8 Diesel	75	75-PC1230		
1990-1987	5.7 Liters 350 CID V8	75	75-PC1230		
1990-1987	5.7 Liters 350 CID V8 Optional	78	78-PC1500		
1988-1987	4.8 Liters 292 CID L6	78	78-PC1500		
1988-1987	4.8 Liters 292 CID L6 Auxiliary	78	78-PC1500		
1988-1987	4.8 Liters 292 CID L6 Optional	78	78-PC1500		
<b>GMC S15</b>					
1990-1988	4.3 Liters 262 CID V6	75	75-PC1230		
1990-1988	4.3 Liters 262 CID V6 Optional	78	78-PC1500		
1990-1987	2.8 Liters 173 CID V6	75	75-PC1230		
1990-1987	2.8 Liters 173 CID V6 Optional	78	78-PC1500		
1990-1987	2.5 Liters 2474 CC 151 CID L4	75	75-PC1230		
1990-1985	2.5 Liters 2474 CC 151 CID L4 Optional	78	78-PC1500		
1986-1985	2.5 Liters 2474 CC 151 CID L4	70	PC1200LMJT		4
1986-1982	2.8 Liters 173 CID V6	70	PC1200LMJT		4
1985-1984	2.2 Liters 134 CID L4	78	78-PC1500		
1985-1984	1.9 Liters 119 CID L4 Optional	78	78-PC1500		
1985-1983	2.8 Liters 173 CID V6 Optional	78	78-PC1500		
1985-1982	1.9 Liters 119 CID L4	70	PC1200LMJT		4
1984-1983	2.0 Liters 122 CID L4	70	PC1200LMJT		4
1984-1983	2.0 Liters 122 CID L4 Optional	78	78-PC1500		
1982	2.8 Liters 173 CID V6 Optional	73	PC1200LMJT		4
1982	1.9 Liters 119 CID L4 Optional	73	PC1200LMJT		4
<b>GMC S15 Jimmy</b>					
1991-1988	4.3 Liters 262 CID V6	75	75-PC1230		
1991-1988	4.3 Liters 262 CID V6 Optional	78	78-PC1500		
1989-1987	2.8 Liters 173 CID V6	75	75-PC1230		
1989-1987	2.8 Liters 173 CID V6 Optional	78	78-PC1500		
1988-1987	2.5 Liters 2474 CC 151 CID L4	75	75-PC1230		
1988-1985	2.5 Liters 2474 CC 151 CID L4 Optional	78	78-PC1500		
1986-1985	2.5 Liters 2474 CC 151 CID L4	70	PC1200LMJT		4
1986-1983	2.8 Liters 173 CID V6	70	PC1200LMJT		4
1985-1983	2.8 Liters 173 CID V6 Optional	78	78-PC1500		
1984-1983	2.0 Liters 122 CID L4	70	PC1200LMJT		4
1984-1983	2.0 Liters 122 CID L4 Optional	78	78-PC1500		
1984-1983	1.9 Liters 119 CID L4	70	PC1200LMJT		4
1984	1.9 Liters 119 CID L4 Optional	78	78-PC1500		

1. Installation requires optional height adapter. Additional cable may be required.
2. Installation requires battery to be placed on its side to dimensionally fit. Vehicle battery restraint(s) may require modification.
3. Installation requires reverse mounting orientation for correct terminal polarity
4. Vehicle battery restraint(s) may require modification.
5. Installation requires additional interbattery cables for parallel connections.
6. If vehicle as Intelligent Key option, then use 34R-PC1500T with the optional height adapter. Additional cable may be required.
7. If vehicle as Intelligent key option, then use 35-PC1400T



Year, Make & Model	Engine, Liter & Options	BCI Group Size	ODYSSEY® Battery Model	Height Adapter	Notes
<b>GMC Safari</b>					
2005-2004	4.3 Liters 262 CID V6 Primary Battery	78	78-PC1500		
2005-2004	4.3 Liters 262 CID V6 Optional; w/SEO	78	78-PC1500		
2003-2002	4.3 Liters 262 CID V6 Optional	78	78-PC1500		
2003-1991	4.3 Liters 262 CID V6	78	78-PC1500		
1990-1987	2.5 Liters 2474 CC 151 CID L4	75	75-PC1230		
1990-1985	4.3 Liters 262 CID V6	75	75-PC1230		
1990-1985	4.3 Liters 262 CID V6 Optional	78	78-PC1500		
1990-1985	2.5 Liters 2474 CC 151 CID L4 Optional	78	78-PC1500		
1986-1985	2.5 Liters 2474 CC 151 CID L4	70	PC1200LMJT		4
<b>GMC Savana 1500</b>					
2010-2007	5.3 Liters 5328 CC 325 CID V8	78	78-PC1500		
2010	5.3 Liters 5328 CC 325 CID V8 Optional	78	78-PC1500		
2010-2005	4.3 Liters 262 CID V6	78	78-PC1500		
2010	4.3 Liters 262 CID V6 Optional	78	78-PC1500		
2007-2006	5.3 Liters 325 CID V8	78	78-PC1500		4
2005-2003	5.3 Liters 323 CID V8	78	78-PC1500		
2005-2003	5.3 Liters 323 CID V8 Optional	79	78-PC1500		4
2005-2004	4.3 Liters 262 CID V6 Primary Battery	78	78-PC1500		
2005-2004	4.3 Liters 262 CID V6 Optional; w/SEO	79	78-PC1500		4
2005	4.3 Liters 262 CID V6 Optional	79	78-PC1500		4
2003-1996	4.3 Liters 262 CID V6	78	78-PC1500		
2003	4.3 Liters 262 CID V6 Optional	79	78-PC1500		4
2002-1996	5.7 Liters 350 CID V8	78	78-PC1500		
2002-1999	5.7 Liters 350 CID V8 Optional	78	78-PC1500		
2002-1996	5.0 Liters 305 CID V8	78	78-PC1500		
2002-1999	5.0 Liters 305 CID V8 Optional	78	78-PC1500		
2002-1999	4.3 Liters 262 CID V6 Optional	78	78-PC1500		
<b>GMC Savana 2500</b>					
2010-2008	6.6 Liters 400 CID V8 Diesel	78	78-PC1500		
2010-2003	6.0 Liters 364 CID V8	78	78-PC1500		
2010	6.0 Liters 364 CID V8 Optional	78	78-PC1500		
2010-2003	4.8 Liters 294 CID V8	78	78-PC1500		
2010	4.8 Liters 294 CID V8 Optional	78	78-PC1500		
2007-2006	6.6 Liters 400 CID V8	78	78-PC1500		
2005-2003	6.0 Liters 364 CID V8 Optional	79	78-PC1500		4
2005-2003	5.3 Liters 323 CID V8	78	78-PC1500		
2005-2003	5.3 Liters 323 CID V8 Optional	79	78-PC1500		4
2005-2003	4.8 Liters 294 CID V8 Optional	79	78-PC1500		4
2005	4.3 Liters 262 CID V6 Primary Battery	78	78-PC1500		
2005-2003	4.3 Liters 262 CID V6 Optional	79	78-PC1500		4
2005-1996	4.3 Liters 262 CID V6	78	78-PC1500		
2002-1999	6.5 Liters 395 CID V8	78	78-PC1500		
2002-1999	5.7 Liters 350 CID V8 Optional	78	78-PC1500		
2002-1999	5.0 Liters 305 CID V8 Optional	78	78-PC1500		
2002-1999	4.3 Liters 262 CID V6 Optional	78	78-PC1500		
2002-1996	5.7 Liters 350 CID V8	78	78-PC1500		
2002-1996	5.0 Liters 305 CID V8	78	78-PC1500		
2005	4.3 Liters 262 CID V6 Optional; w/SEO	79	78-PC1500		4

Year, Make & Model	Engine, Liter & Options	BCI Group Size	ODYSSEY® Battery Model	Height Adapter	Notes
<b>GMC Savana 2500 (ctd)</b>					
1998	6.5 Liters 395 CID V8 Diesel	78	78-PC1500		
1997	6.5 Liters 395 CID V8	78	78-PC1500		
1996	6.5 Liters 395 CID V8 Diesel	78	78-PC1500		
<b>GMC Savana 3500</b>					
2010-2008	6.6 Liters 400 CID V8 Diesel	78	78-PC1500		
2010-2003	6.0 Liters 364 CID V8	78	78-PC1500		
2010	6.0 Liters 364 CID V8 Optional	78	78-PC1500		
2010-2006	4.8 Liters 294 CID V8	78	78-PC1500		
2010	4.8 Liters 294 CID V8 Optional	78	78-PC1500		
2007-2006	6.6 Liters 400 CID V8	78	78-PC1500		
2005-2003	6.0 Liters 364 CID V8 Optional	79	78-PC1500		4
2004	4.8 Liters 294 CID V8	78	78-PC1500		
2004	4.8 Liters 294 CID V8 Optional	79	78-PC1500		4
2002-2001	8.1 Liters 496 CID V8	78	78-PC1500		
2002-2001	8.1 Liters 496 CID V8 Optional	78	78-PC1500		
2002-1999	6.5 Liters 395 CID V8	78	78-PC1500		
2002-1999	5.7 Liters 350 CID V8 Optional	78	78-PC1500		
2002-1996	5.7 Liters 350 CID V8	78	78-PC1500		
2000-1996	7.4 Liters 454 CID V8	78	78-PC1500		
2000	7.4 Liters 454 CID V8 Optional	78	78-PC1500		
1998-1996	6.5 Liters 395 CID V8 Diesel	78	78-PC1500		
1997	4.3 Liters 262 CID V6	78	78-PC1500		
<b>GMC Sierra 1500</b>					
2010-2009	6.2 Liters 376 CID V8	48	PC1220		4
2010-2009	6.2 Liters 376 CID V8 Optional	48	PC1220		4
2010-2009	6.0 Liters 364 CID V8	48	PC1220		4
2010-2009	6.0 Liters 364 CID V8 Optional	48	PC1220		4
2010-2009	5.3 Liters 5328 CC 325 CID V8 Optional	48	PC1220		4
2010-2009	4.8 Liters 294 CID V8 Optional	48	PC1220		4
2010-2009	4.3 Liters 262 CID V6 Optional	48	PC1220		4
2010-2008	5.3 Liters 5328 CC 325 CID V8	48	PC1220		4
2010-2008	4.8 Liters 294 CID V8	48	PC1220		4
2010-2007	4.3 Liters 262 CID V6	48	PC1220		4
2009-2008	5.3 Liters 325 CID V8	48	PC1220		4
2009	5.3 Liters 325 CID V8 Optional	48	PC1220		4
2007	6.0 Liters 364 CID V8 Early	78	78-PC1500		4
2007	6.0 Liters 364 CID V8 Late	48	PC1220		4
2007	5.3 Liters 5328 CC 325 CID V8 Early	78	78-PC1500		4
2007	5.3 Liters 5328 CC 325 CID V8 Late	48	PC1220		4
2007	4.8 Liters 294 CID V8 Early	78	78-PC1500		4
2007	4.8 Liters 294 CID V8 Late	48	PC1220		4
2006	6.0 Liters 364 CID V8	78	78-PC1500		
2006	6.0 Liters 364 CID V8 Optional	78	78-PC1500		
2006-1999	5.3 Liters 323 CID V8	78	78-PC1500		
2006	5.3 Liters 5328 CC 325 CID V8	78	78-PC1500		
2006	5.3 Liters 5328 CC 325 CID V8 Optional	78	78-PC1500		
2006-2004	5.3 Liters 323 CID V8 Optional	78	78-PC1500		
2006-1999	4.8 Liters 294 CID V8	78	78-PC1500		
2006-1999	4.8 Liters 294 CID V8 Optional	78	78-PC1500		
2006-1999	4.3 Liters 262 CID V6	78	78-PC1500		
2006-1999	4.3 Liters 262 CID V6 Optional	78	78-PC1500		
2001-1999	5.3 Liters 323 CID V8 Optional	78	78-PC1500		

1. Installation requires optional height adapter. Additional cable may be required.
2. Installation requires battery to be placed on its side to dimensionally fit. Vehicle battery restraint(s) may require modification.
3. Installation requires reverse mounting orientation for correct terminal polarity
4. Vehicle battery restraint(s) may require modification.
5. Installation requires additional interbattery cables for parallel connections.
6. If vehicle as Intelligent Key option, then use 34R-PC1500T with the optional height adapter. Additional cable may be required.
7. If vehicle as Intelligent key option, then use 35-PC1400T

Year, Make & Model	Engine, Liter & Options	BCI Group Size	ODYSSEY® Battery Model	Height Adapter	Notes
<b>GMC Sierra 1500 HD</b>					
2007	6.0 Liters 364 CID V8 Early	78	78-PC1500		
2007	6.0 Liters 364 CID V8 Late	48	PC1220		4
2006-2005	6.0 Liters 364 CID V8	78	78-PC1500		
2006-2005	6.0 Liters 364 CID V8 Optional	78	78-PC1500		
2003-2001	6.0 Liters 364 CID V8	78	78-PC1500		
2003-2001	6.0 Liters 364 CID V8 Optional	78	78-PC1500		
<b>GMC Sierra 2500</b>					
2004-1999	6.0 Liters 364 CID V8	78	78-PC1500		
2004-1999	6.0 Liters 364 CID V8 Optional	78	78-PC1500		
2000-1999	5.3 Liters 323 CID V8	78	78-PC1500		
2000-1999	5.3 Liters 323 CID V8 Optional	78	78-PC1500		
<b>GMC Sierra 2500 HD</b>					
2010-2008	6.6 Liters 400 CID V8 Diesel	48	PC1220		4
2010-2008	6.0 Liters 364 CID V8	48	PC1220		4
2009	6.0 Liters 364 CID V8 Optional	48	PC1220		4
2007	8.1 Liters 496 CID V8	48	PC1220		4
2007	6.6 Liters 400 CID V8 Diesel, Late	48	PC1220		4
2007	6.6 Liters 400 CID V8	78	78-PC1500		
2007	6.0 Liters 364 CID V8 Early	78	78-PC1500		
2007	6.0 Liters 364 CID V8 Late	48	PC1220		4
2006-2005	8.1 Liters 496 CID V8 Optional	78	78-PC1500		
2006-2003	6.6 Liters 400 CID V8 Diesel	78	78-PC1500		
2006-2001	8.1 Liters 496 CID V8	78	78-PC1500		
2006-2001	6.0 Liters 364 CID V8	78	78-PC1500		
2006-2001	6.0 Liters 364 CID V8 Optional	78	78-PC1500		
2004	6.6 Liters 403 CID V8	78	78-PC1500		
2004	6.6 Liters 400 CID V8	78	78-PC1500		
2003-2002	8.1 Liters 496 CID V8 Optional	78	78-PC1500		
2002-2001	6.6 Liters 400 CID V8	78	78-PC1500		
2002-2001	6.6 Liters 400 CID V8 Optional	78	78-PC1500		
<b>GMC Sierra 3500</b>					
2007	8.1 Liters 496 CID V8	48	PC1220		4
2007	6.6 Liters 400 CID V8 Diesel, Late	48	PC1220		4
2007	6.6 Liters 400 CID V8	78	78-PC1500		
2007	6.0 Liters 364 CID V8 Early	78	78-PC1500		
2007	6.0 Liters 364 CID V8 Late	48	PC1220		4
2006-2001	8.1 Liters 496 CID V8	78	78-PC1500		
2006-2001	8.1 Liters 496 CID V8 Optional	78	78-PC1500		
2006	6.6 Liters 400 CID V8 Diesel	78	78-PC1500		
2006-2001	6.0 Liters 364 CID V8	78	78-PC1500		
2006-2001	6.0 Liters 364 CID V8 Optional	78	78-PC1500		
2005	6.6 Liters 400 CID V8	78	78-PC1500		
2004	6.6 Liters 403 CID V8	78	78-PC1500		
2004-2003	6.6 Liters 400 CID V8 Diesel	78	78-PC1500		
2002-2001	6.6 Liters 400 CID V8	78	78-PC1500		
2002-2001	6.6 Liters 400 CID V8 Optional	78	78-PC1500		
<b>GMC Sierra 3500 HD</b>					
2010-2008	6.6 Liters 400 CID V8 Diesel	48	PC1220		4
2010-2008	6.0 Liters 364 CID V8	48	PC1220		4
2009	6.0 Liters 364 CID V8 Optional	48	78-PC1500		
2007	6.6 Liters 400 CID V8 Early	78	78-PC1500		
2007	6.6 Liters 400 CID V8 Late	48	PC1220		4

Year, Make & Model	Engine, Liter & Options	BCI Group Size	ODYSSEY® Battery Model	Height Adapter	Notes
<b>GMC Sierra 3500 HD (ctd)</b>					
2007	6.0 Liters 364 CID V8 Early	78	78-PC1500		
2007	6.0 Liters 364 CID V8 Late	48	PC1220		4
<b>GMC Sierra C3</b>					
2001	6.0 Liters 364 CID V8	78	78-PC1500		
2001	6.0 Liters 364 CID V8 Optional	78	78-PC1500		
<b>GMC Sierra Denali</b>					
2010-2009	6.2 Liters 376 CID V8	48	PC1220		4
2009	6.2 Liters 376 CID V8 Optional	48	PC1220		4
2008	6.2 Liters 6199 CC 378 CID V8	48	PC1220		4
2007	6.2 Liters 6199 CC 378 CID V8	75	75-PC1230		
2007	6.0 Liters 364 CID V8 Early	78	78-PC1500		
2007	6.0 Liters 364 CID V8 Late	48	PC1220		4
2006-2002	6.0 Liters 364 CID V8	78	78-PC1500		
2006-2002	6.0 Liters 364 CID V8 Optional	78	78-PC1500		
<b>GMC Sonoma</b>					
2004-1994	4.3 Liters 262 CID V6 Optional	75	75-PC1230		
2004-1991	4.3 Liters 262 CID V6	75	75-PC1230		
2003-1996	2.2 Liters 134 CID L4	75	75-PC1230		
2002-1994	2.2 Liters 134 CID L4 Optional	75	75-PC1230		
1993-1991	4.3 Liters 262 CID V6 Optional	78	78-PC1500		
1993-1991	2.8 Liters 173 CID V6	75	75-PC1230		
1993-1991	2.8 Liters 173 CID V6 Optional	78	78-PC1500		
1993-1991	2.5 Liters 2474 CC 151 CID L4	75	75-PC1230		
1993-1991	2.5 Liters 2474 CC 151 CID L4 Optional	78	78-PC1500		
<b>GMC Sprint</b>					
1977-1976	5.7 Liters 350 CID V8	72	PC1200LMJT		4
1977-1976	5.7 Liters 350 CID V8 Optional	74	75-PC1230		
1977-1976	5.0 Liters 305 CID V8	72	PC1200LMJT		4
1977-1976	5.0 Liters 305 CID V8 Optional	74	75-PC1230		
1977-1976	4.1 Liters 250 CID L6 Optional	74	75-PC1230		
1977-1975	4.1 Liters 250 CID L6	72	PC1200LMJT		4
1977-1971	5.7 Liters 350 CID V8	74	75-PC1230		
1975-1974	6.6 Liters 402 CID V8	74	75-PC1230		
1975-1971	7.4 Liters 454 CID V8	74	75-PC1230		
1974	6.6 Liters 400 CID V8	74	75-PC1230		
1973-1971	5.0 Liters 307 CID V8	45	PC925LMJT		2
1972-1971	6.6 Liters 402 CID V8	45	PC925LMJT		2
1972-1971	4.1 Liters 250 CID L6	72	PC1200LMJT		4
1972-1971	4.1 Liters 250 CID L6 Optional	74	75-PC1230		
<b>GMC Suburban</b>					
1967	5.4 Liters 327 CID V8	24	34-PC1500T	Yes	1
1967-1966	5.0 Liters 305 CID V6	24	34-PC1500T	Yes	1
1967-1966	4.8 Liters 292 CID L6	24	34-PC1500T	Yes	1
1967-1966	4.1 Liters 250 CID L6	24	34-PC1500T	Yes	1
1967-1963	3.8 Liters 230 CID L6	24	34-PC1500T	Yes	1
1963	2.5 Liters 153 CID L4	24	34-PC1500T	Yes	1
<b>GMC Syclone</b>					
1991	4.3 Liters 262 CID V6	75	75-PC1230		
1991	4.3 Liters 262 CID V6 Optional	78	78-PC1500		
<b>GMC T6500</b>					
2009	7.8 Liters 475 CID L6	48	PC1220		4
2008-2005	7.8 Liters 475 CID L6 Diesel	31T	31-PC2150S		3

1. Installation requires optional height adapter. Additional cable may be required.
2. Installation requires battery to be placed on its side to dimensionally fit. Vehicle battery restraint(s) may require modification.
3. Installation requires reverse mounting orientation for correct terminal polarity
4. Vehicle battery restraint(s) may require modification.
5. Installation requires additional interbattery cables for parallel connections.
6. If vehicle as Intelligent Key option, then use 34R-PC1500T with the optional height adapter. Additional cable may be required.
7. If vehicle as Intelligent key option, then use 35-PC1400T

Year, Make & Model	Engine, Liter & Options	BCI Group Size	ODYSSEY® Battery Model	Height Adapter	Notes
<b>GMC T7500</b>					
2009	7.8 Liters 475 CID L6	48	PC1220		4
2008-2005	7.8 Liters 475 CID L6 Diesel	31T	31-PC2150S		3
<b>GMC Terrain</b>					
2010	3.0 Liters 182 CID V6	48	PC1220		4
2010	2.4 Liters 145 CID L4	47	PC1200MJT		4
<b>GMC Truck</b>					
1960	5.0 Liters 305 CID V6	24	34-PC1500T	Yes	1
1960-1956	4.4 Liters 270 CID L6	24	34-PC1500T	Yes	1
1959-1958	5.5 Liters 336 CID V8	24	34-PC1500T	Yes	1
1957	5.7 Liters 347 CID V8	24	34-PC1500T	Yes	1
1955	4.7 Liters 288 CID V8	24	34-PC1500T	Yes	1
1955	4.1 Liters 248 CID L6	24	34-PC1500T	Yes	1
1954-1953	4.1 Liters 248 CID L6	1	N/A		
<b>GMC Typhoon</b>					
1993-1992	4.3 Liters 262 CID V6	75	75-PC1230		
1993-1992	4.3 Liters 262 CID V6 Optional	78	78-PC1500		
<b>GMC V1500</b>					
1987	6.2 Liters 379 CID V8 Diesel	75	75-PC1230		
1987	5.7 Liters 350 CID V8	75	75-PC1230		
1987	5.0 Liters 305 CID V8 AT	75	75-PC1230		
1987	5.0 Liters 305 CID V8 MT	75	75-PC1230		
1987	5.0 Liters 305 CID V8 Optional	78	78-PC1500		
1987	4.3 Liters 262 CID V6	75	75-PC1230		
<b>GMC V1500 Suburban</b>					
1991	6.2 Liters 379 CID V8 Diesel	78	78-PC1500		
1991	5.7 Liters 350 CID V8 Primary Battery	78	78-PC1500		
1991	5.7 Liters 350 CID V8 Auxiliary	78	78-PC1500		
1990-1987	6.2 Liters 379 CID V8 Diesel	75	75-PC1230		
1990-1987	5.7 Liters 350 CID V8	75	75-PC1230		
<b>GMC V2500</b>					
1987	6.2 Liters 379 CID V8 Diesel	75	75-PC1230		
1987	5.7 Liters 350 CID V8	75	75-PC1230		
1987	5.7 Liters 350 CID V8 Auxiliary	78	78-PC1500		
1987	5.7 Liters 350 CID V8 Optional	78	78-PC1500		
1987	4.8 Liters 292 CID L6	78	78-PC1500		
1987	4.8 Liters 292 CID L6 Auxiliary	78	78-PC1500		
1987	4.8 Liters 292 CID L6 Optional	78	78-PC1500		
<b>GMC V2500 Suburban</b>					
1991	6.2 Liters 379 CID V8 Diesel	78	78-PC1500		
1991	5.7 Liters 350 CID V8 Primary Battery	78	78-PC1500		
1991	5.7 Liters 350 CID V8 Auxiliary	78	78-PC1500		
1990-1987	6.2 Liters 379 CID V8 Diesel	75	75-PC1230		
1990-1987	5.7 Liters 350 CID V8	75	75-PC1230		
<b>GMC V3000 Forward Control</b>					
1962-1961	5.0 Liters 305 CID V6	24	34-PC1500T	Yes	1
1962-1961	4.4 Liters 270 CID L6	24	34-PC1500T	Yes	1
<b>GMC V3500</b>					
1991-1987	7.4 Liters 454 CID V8	78	78-PC1500		
1991	6.2 Liters 379 CID V8 Diesel	78	78-PC1500		
1991	5.7 Liters 350 CID V8 Primary Battery	78	78-PC1500		

Year, Make & Model	Engine, Liter & Options	BCI Group Size	ODYSSEY® Battery Model	Height Adapter	Notes
<b>GMC V3500 (ctd)</b>					
1991-1987	5.7 Liters 350 CID V8 Auxiliary	78	78-PC1500		
1990-1987	6.2 Liters 379 CID V8 Diesel	75	75-PC1230		
1990-1987	5.7 Liters 350 CID V8	75	75-PC1230		
1990-1987	5.7 Liters 350 CID V8 Optional	78	78-PC1500		
1988-1987	4.8 Liters 292 CID L6	78	78-PC1500		
1988-1987	4.8 Liters 292 CID L6 Auxiliary	78	78-PC1500		
1988-1987	4.8 Liters 292 CID L6 Optional	78	78-PC1500		
<b>GMC W3500 Forward</b>					
2008-2005	6.0 Liters 364 CID V8 Gas	48	PC1220		4
2008-2005	5.2 Liters 317 CID L4 Diesel	48	PC1220		4
<b>GMC W4500 Forward</b>					
2008-2005	6.0 Liters 364 CID V8	78	78-PC1500		
2008-2005	6.0 Liters 364 CID V8 Optional	31T	31-PC2150S		3
2008-2005	5.2 Liters 317 CID L4 Diesel	31T	31-PC2150S		3
<b>GMC W5500 HD Forward</b>					
2008-2005	5.2 Liters 317 CID L4 Diesel	31T	31-PC2150S		3
<b>GMC Yukon</b>					
2010-2009	6.2 Liters 376 CID V8	48	PC1220		4
2010-2009	6.2 Liters 376 CID V8 Optional	48	PC1220		4
2010-2009	6.0 Liters 364 CID V8 Hybrid, Optional	48	PC1220		4
2010-2009	5.3 Liters 5328 CC 325 CID V8 Optional	48	PC1220		4
2010-2008	6.0 Liters 364 CID V8 Hybrid	48	PC1220		4
2010-2008	5.3 Liters 5328 CC 325 CID V8	48	PC1220		4
2009	4.8 Liters 294 CID V8	48	PC1220		4
2009	4.8 Liters 294 CID V8 Optional	48	PC1220		4
2008	6.2 Liters 6199 CC 378 CID V8	48	PC1220		4
2007	6.2 Liters 6199 CC 378 CID V8 Early	78	78-PC1500		
2007	6.2 Liters 6199 CC 378 CID V8 Late	48	PC1220		4
2007	5.3 Liters 5328 CC 325 CID V8 Early	78	78-PC1500		
2007	5.3 Liters 5328 CC 325 CID V8 Late	48	PC1220		4
2007	4.8 Liters 294 CID V8 Early	78	78-PC1500		
2007	4.8 Liters 294 CID V8 Late	48	PC1220		4
2006-2005	5.3 Liters 5328 CC 325 CID V8	78	78-PC1500		
2006	5.3 Liters 5328 CC 325 CID V8 Optional	78	78-PC1500		
2006-2003	5.3 Liters 325 CID V8 Optional	78	78-PC1500		
2006-2003	4.8 Liters 294 CID V8 Optional	78	78-PC1500		
2006-2001	5.3 Liters 325 CID V8	78	78-PC1500		
2006-2001	4.8 Liters 294 CID V8	78	78-PC1500		
2001	5.3 Liters 323 CID V8 Optional	78	78-PC1500		
2001	4.8 Liters 294 CID V8 Optional	78	78-PC1500		
1999	5.7 Liters 350 CID V8 Primary Battery	78	78-PC1500		
1998-1994	5.7 Liters 350 CID V8	78	78-PC1500		
1997-1994	6.5 Liters 395 CID V8 Diesel	78	78-PC1500		
1993-1992	5.7 Liters 350 CID V8 Primary Battery	78	78-PC1500		
1993-1992	5.7 Liters 350 CID V8 Auxiliary	78	78-PC1500		

1. Installation requires optional height adapter. Additional cable may be required.
2. Installation requires battery to be placed on its side to dimensionally fit. Vehicle battery restraint(s) may require modification.
3. Installation requires reverse mounting orientation for correct terminal polarity
4. Vehicle battery restraint(s) may require modification.
5. Installation requires additional interbattery cables for parallel connections.
6. If vehicle as Intelligent Key option, then use 34R-PC1500T with the optional height adapter. Additional cable may be required.
7. If vehicle as Intelligent key option, then use 35-PC1400T

Year, Make & Model	Engine, Liter & Options	BCI Group Size	ODYSSEY® Battery Model	Height Adapter	Notes
<b>GMC Yukon Denali</b>					
2006-2005	6.0 Liters 364 CID V8 Optional	78	78-PC1500		
2006-2001	6.0 Liters 364 CID V8	78	78-PC1500		
2000-1999	5.7 Liters 350 CID V8 Primary Battery	78	78-PC1500		
2000-1999	5.7 Liters 350 CID V8 Optional	78	78-PC1500		
2000-1999	5.7 Liters 350 CID V8 Police & Optional	78	78-PC1500		
2000	5.3 Liters 323 CID V8	78	78-PC1500		
2000	5.3 Liters 323 CID V8 Optional	78	78-PC1500		
2000	5.3 Liters 323 CID V8 Police & Optional	78	78-PC1500		
2000	4.8 Liters 294 CID V8	78	78-PC1500		
2000	4.8 Liters 294 CID V8 Optional	78	78-PC1500		
2000	4.8 Liters 294 CID V8 Police & Optional	78	78-PC1500		
<b>GMC Yukon Denali XL</b>					
2006-2005	6.0 Liters 364 CID V8 Optional	78	78-PC1500		
2006-2001	6.0 Liters 364 CID V8	78	78-PC1500		
<b>GMC Yukon XL 1500</b>					
2010-2009	6.2 Liters 376 CID V8	48	PC1220		4
2010-2009	6.2 Liters 376 CID V8 Optional	48	PC1220		4
2010-2009	5.3 Liters 5328 CC 325 CID V8 Optional	48	PC1220		4
2010-2008	5.3 Liters 5328 CC 325 CID V8	48	PC1220		4
2009-2008	6.0 Liters 364 CID V8	48	PC1220		4
2009	6.0 Liters 364 CID V8 Optional	48	PC1220		4
2008	6.2 Liters 6199 CC 378 CID V8	48	PC1220		4
2007	6.2 Liters 6199 CC 378 CID V8 Early	78	78-PC1500		
2007	6.2 Liters 6199 CC 378 CID V8 Late	48	PC1220		4
2007	6.0 Liters 364 CID V8 Early	78	78-PC1500		
2007	6.0 Liters 364 CID V8 Late	48	PC1220		4
2007	5.3 Liters 5328 CC 325 CID V8 Early	78	78-PC1500		
2007	5.3 Liters 5328 CC 325 CID V8 Late	48	PC1220		4
2006	5.3 Liters 5328 CC 325 CID V8	78	78-PC1500		
2006	5.3 Liters 5328 CC 325 CID V8 Optional	78	78-PC1500		
2005-2003	5.3 Liters 323 CID V8 Optional	78	78-PC1500		
2005-2001	5.3 Liters 323 CID V8	78	78-PC1500		
2001-2000	5.3 Liters 323 CID V8 Optional	78	78-PC1500		
2000	5.3 Liters 323 CID V8 Primary Battery	78	78-PC1500		
2000	5.3 Liters 323 CID V8 Police & Optional	78	78-PC1500		
<b>GMC Yukon XL 2500</b>					
2010-2009	6.0 Liters 364 CID V8 Optional	48	PC1220		4
2010-2008	6.0 Liters 364 CID V8	48	PC1220		4
2006-2003	8.1 Liters 496 CID V8 Optional	78	78-PC1500		
2006-2003	6.0 Liters 364 CID V8 Optional	78	78-PC1500		
2006-2001	8.1 Liters 496 CID V8	78	78-PC1500		
2006-2001	6.0 Liters 364 CID V8	78	78-PC1500		
2001-2000	6.0 Liters 364 CID V8 Optional	78	78-PC1500		
2007	6.0 Liters 364 CID V8 Early	78	78-PC1500		

Year, Make & Model	Engine, Liter & Options	BCI Group Size	ODYSSEY® Battery Model	Height Adapter	Notes
<b>GMC Yukon XL 2500 (ctd)</b>					
2007	6.0 Liters 364 CID V8 Late	48	PC1220		4
2001	8.1 Liters 496 CID V8 Optional	78	78-PC1500		
2000	6.0 Liters 364 CID V8 Primary Battery	78	78-PC1500		
2000	6.0 Liters 364 CID V8 Police & Optional	78	78-PC1500		
<b>Healey Healey</b>					
1954-1950	2.4 Liters 2443 CC 149 CID L4	N/A	N/A		
1953-1950	3.0 Liters 2993 CC 183 CID L6	N/A	N/A		
<b>Healey Silverstone</b>					
1951-1950	2.4 Liters 2443 CC 149 CID L4	N/A	N/A		
<b>Hino 145</b>					
2008-2005	5.0 Liters 305 CID L4	31T	31-PC2150S		3
<b>Hino 165</b>					
2008-2005	5.0 Liters 305 CID L4	31T	31-PC2150S		3
<b>Hino 185</b>					
2008-2005	5.0 Liters 305 CID L4	31T	31-PC2150S		3
<b>Hino 238</b>					
2008-2005	7.7 Liters 469 CID L6	31T	31-PC2150S		3
<b>Hino 258ALP</b>					
2008	7.7 Liters 469 CID L6	31T	31-PC2150S		3
<b>Hino 258LP</b>					
2008-2006	7.7 Liters 469 CID L6	31T	31-PC2150S		3
<b>Hino 268</b>					
2008-2005	7.7 Liters 469 CID L6	31T	31-PC2150S		3
<b>Hino 268A</b>					
2008	7.7 Liters 469 CID L6	31T	31-PC2150S		3
<b>Hino 308</b>					
2007	7.7 Liters 469 CID L6	31T	31-PC2150S		3
<b>Hino 338</b>					
2008-2005	7.7 Liters 469 CID L6	31T	31-PC2150S		3
<b>Hino 338CT</b>					
2008	7.7 Liters 469 CID L6	31T	31-PC2150S		3
<b>Honda 600</b>					
1972-1971	0.6 Liters 598 CC V2	45	PC925LMJT		2
1970-1969	0.6 Liters 598 CC V2	N/A	N/A		
<b>Honda Accord</b>					
2010-2008	3.5 Liters 3471 CC V6	24F	34R-PC1500T	Yes	1
2010-2008	2.4 Liters 2354 CC L4 MT	51R	PC925MJT		2
2010-2008	2.4 Liters 2354 CC L4 AT	35	35-PC1400T		
2008	2.4 Liters 2354 CC L4 California	35	35-PC1400T		
2007-2005	3.0 Liters 2997 CC V6	35	35-PC1400T		
2007-2003	2.4 Liters 2354 CC L4	51R	PC925MJT		2
2005-2003	3.0 Liters 2977 CC V6	35	35-PC1400T		
2002-1998	3.0 Liters 2997 CC V6	24	34-PC1500T	Yes	1
2002-1998	2.3 Liters 2254 CC L4	35	35-PC1400T		
1997-1996	2.7 Liters 2675 CC V6	24	34-PC1500T	Yes	1
1997-1994	2.2 Liters 2156 CC L4	24F	34R-PC1500T	Yes	1
1995	2.7 Liters 2675 CC V6	24F	34R-PC1500T	Yes	1
1993-1990	2.2 Liters 2156 CC L4	24	34-PC1500T	Yes	1
1989-1986	2.0 Liters 1955 CC L4	26	PC1200LMJT		4
1985-1984	1.8 Liters 1829 CC L4	26	PC1200LMJT		4
1983	1.8 Liters 1751 CC L4 Late	26	PC1200LMJT		4

1. Installation requires optional height adapter. Additional cable may be required.
2. Installation requires battery to be placed on its side to dimensionally fit. Vehicle battery restraint(s) may require modification.
3. Installation requires reverse mounting orientation for correct terminal polarity
4. Vehicle battery restraint(s) may require modification.
5. Installation requires additional interbattery cables for parallel connections.
6. If vehicle as Intelligent Key option, then use 34R-PC1500T with the optional height adapter. Additional cable may be required.
7. If vehicle as Intelligent key option, then use 35-PC1400T



Year, Make & Model	Engine, Liter & Options	BCI Group Size	ODYSSEY® Battery Model	Height Adapter	Notes
<b>Honda Accord (ctd)</b>					
1983	1.8 Liters 1751 CC L4 Early	51	PC925LMJT		2
1982-1979	1.8 Liters 1751 CC L4	45	PC925LMJT		2
1978-1976	1.6 Liters 1599 CC L4	45	PC925LMJT		2
<b>Honda Accord Crosstour</b>					
2010	3.5 Liters 3471 CC V6	24F	34R-PC1500T	Yes	1
<b>Honda Civic</b>					
2010	2.0 Liters 1998 CC L4	51R	PC925MJT		2
2010	1.8 Liters 1799 CC L4	51R	PC925MJT		2
2010-2006	1.3 Liters 1339 CC L4 Hybrid	151R	PC925MJT		2
2009-2008	2.0 Liters 1998 CC L4 U.S.	51R	PC925MJT		2
2009-2008	2.0 Liters 1998 CC L4 Canada	51R	PC925MJT		2
2009-2008	1.8 Liters 1799 CC L4 U.S.	51R	PC925MJT		2
2009-2008	1.8 Liters 1799 CC L4 Canada	51R	PC925MJT		2
2007-2006	2.0 Liters 1998 CC L4	51R	PC925MJT		2
2007-2006	1.8 Liters 1799 CC L4	51R	PC925MJT		2
2006	1.8 Liters 1799 CC L4 Sedan	35	35-PC1400T		
2006	1.8 Liters 1799 CC L4 w/4 door	35	35-PC1400T		
2006	1.8 Liters 1799 CC L4 Coupe	51R	PC925MJT		2
2005	1.7 Liters 1668 CC L4	51	PC925LMJT		2
2005-2003	1.3 Liters 1339 CC L4 Hybrid	51	PC925LMJT		2
2005-2002	2.0 Liters 1998 CC L4 Si	51R	PC925MJT		2
2004-2002	1.7 Liters 1700 CC L4	51	PC925LMJT		2
2001	1.7 Liters 1668 CC L4	51	PC925LMJT		2
2000-1999	1.6 Liters 1595 CC L4	51R	PC925MJT		2
2000-1989	1.6 Liters 1590 CC L4	51R	PC925MJT		2
1995-1992	1.5 Liters 1493 CC L4	51R	PC925MJT		2
1991-1990	1.6 Liters 1590 CC L4	51	PC925LMJT		2
1991-1990	1.5 Liters 1493 CC L4	51	PC925LMJT		2
1989	1.6 Liters 1590 CC L4 Japan	51	PC925LMJT		2
1989	1.6 Liters 1590 CC L4 U.S.	52	PC925LMJT		2
1989-1988	1.5 Liters 1493 CC L4 Japan	51	PC925LMJT		2
1989-1988	1.5 Liters 1493 CC L4 U.S.	52	PC925LMJT		2
1988	1.6 Liters 1590 CC L4	51	PC925LMJT		2
1987-1986	1.5 Liters 1487 CC L4 Japan	51	PC925LMJT		2
1987-1986	1.5 Liters 1487 CC L4 U.S.	52	PC925LMJT		2
1987	1.5 Liters 1491 CC 91 CID L4 Japan	51	PC925LMJT		2
1987	1.5 Liters 1491 CC 91 CID L4 U.S.	52	PC925LMJT		2
1987-1986	1.3 Liters 1342 CC 82 CID L4 Japan	51	PC925LMJT		2
1987-1984	1.3 Liters 1342 CC 82 CID L4 Japan	51	PC925LMJT		2
1986	1.5 Liters 1493 CC L4 Japan	51	PC925LMJT		2
1986	1.5 Liters 1493 CC L4	52	PC925LMJT		2
1986	1.3 Liters 1342 CC 82 CID L4 Optional	51	PC925LMJT		2
1986	1.3 Liters 1342 CC 82 CID L4 U.S.	52	PC925LMJT		2
1985-1983	1.5 Liters 1487 CC L4	51	PC925LMJT		2
1983	1.3 Liters 1335 CC L4	51	PC925LMJT		2
1982-1980	1.3 Liters 1335 CC L4	45	PC925LMJT		2
1982-1975	1.5 Liters 1487 CC L4	45	PC925LMJT		2
1979-1973	1.2 Liters 1237 CC L4	45	PC925LMJT		2

Year, Make & Model	Engine, Liter & Options	BCI Group Size	ODYSSEY® Battery Model	Height Adapter	Notes
<b>Honda Civic del Sol</b>					
1997-1993	1.6 Liters 1590 CC L4	51R	PC925MJT		2
1995-1993	1.5 Liters 1493 CC L4	51R	PC925MJT		2
<b>Honda CR-V</b>					
2010-2006	2.4 Liters 2354 CC L4	51R	PC925MJT		2
2005-2002	2.4 Liters 2400 CC L4	51R	PC925MJT		2
2001-1997	2.0 Liters 1972 CC L4	51R	PC925MJT		2
<b>Honda CRX</b>					
1991-1988	1.6 Liters 1590 CC L4	51	PC925LMJT		2
1991-1988	1.5 Liters 1493 CC L4	51	PC925LMJT		2
<b>Honda Element</b>					
2010-2006	2.4 Liters 2354 CC L4	51R	PC925MJT		2
2005-2003	2.4 Liters 2400 CC L4	51R	PC925MJT		2
2004	2.4 Liters 2354 CC L4	51R	PC925MJT		2
<b>Honda EV Plus</b>					
1999-1998	U/K Electric	N/A	N/A		
<b>Honda Fit</b>					
2010-2007	1.5 Liters 1497 CC L4	151R	PC925MJT		2
<b>Honda Insight</b>					
2010	1.3 Liters 1339 CC L4	151R	PC925MJT		2
2006	1.0 Liters 995 CC 61 CID L3	51	PC925LMJT		2
2005	1.0 Liters 995 CC 61 CID L3 Hybrid	51	PC925LMJT		2
2004-2002	1.0 Liters 1000 CC 61 CID L3 Hybrid	51	PC925LMJT		2
2001-2000	1.0 Liters 995 CC 61 CID L3 Hybrid	51	PC925LMJT		2
<b>Honda Odyssey</b>					
2010-2007	3.5 Liters 3471 CC V6	24F	34R-PC1500T	Yes	1
2006-2005	3.5 Liters 3471 CC V6	24R	34R-PC1500T	Yes	1
2004-1999	3.5 Liters 3474 CC V6	24R	34R-PC1500T	Yes	1
1998	2.3 Liters 2234 CC L4	24R	34R-PC1500T	Yes	1
1997-1995	2.2 Liters 2156 CC L4	24R	34R-PC1500T	Yes	1
<b>Honda Passport</b>					
2002-1998	3.2 Liters 3165 CC V6	24F	34R-PC1500T	Yes	1
1997-1996	3.2 Liters 3165 CC V6	24	34-PC1500T	Yes	1
1996	2.6 Liters 2559 CC L4 Optional	24	34-PC1500T	Yes	1
1996	2.6 Liters 2559 CC L4	86	75/86-PC1230DT		
1995-1995	3.2 Liters 3165 CC V6 AT	24	34-PC1500T	Yes	1
1995-1994	3.2 Liters 3165 CC V6 MT	25	25-PC1400T		
1995-1994	2.6 Liters 2559 CC L4	25	25-PC1400T		
<b>Honda Pilot</b>					
2010-2006	3.5 Liters 3471 CC V6	24F	34R-PC1500T	Yes	1
2005-2003	3.5 Liters 3471 CC V6	24R	34R-PC1500T	Yes	1
<b>Honda Prelude</b>					
2001-1992	2.2 Liters 2156 CC L4	24F	34R-PC1500T	Yes	1
1996-1992	2.3 Liters 2259 CC L4	24F	34R-PC1500T	Yes	1
1991-1990	2.1 Liters 2056 CC L4	24	34-PC1500T	Yes	1
1991-1990	2.0 Liters 1958 CC L4	24	34-PC1500T	Yes	1
1989-1988	2.0 Liters 1958 CC L4	26	PC1200LMJT		4
1987-1985	2.0 Liters 1955 CC L4	26	PC1200LMJT		4
1987-1983	1.8 Liters 1829 CC L4	26	PC1200LMJT		4
1982-1979	1.8 Liters 1751 CC L4	45	PC925LMJT		2
<b>Honda Ridgeline</b>					

1. Installation requires optional height adapter. Additional cable may be required.
2. Installation requires battery to be placed on its side to dimensionally fit. Vehicle battery restraint(s) may require modification.
3. Installation requires reverse mounting orientation for correct terminal polarity
4. Vehicle battery restraint(s) may require modification.
5. Installation requires additional interbattery cables for parallel connections.
6. If vehicle as Intelligent Key option, then use 34R-PC1500T with the optional height adapter. Additional cable may be required.
7. If vehicle as Intelligent key option, then use 35-PC1400T

Year, Make & Model	Engine, Liter & Options	BCI Group Size	ODYSSEY® Battery Model	Height Adapter	Notes
2010-2006	3.5 Liters 3471 CC V6	24F	34R-PC1500T	Yes	1
<b>Honda S2000</b>					
2009-2004	2.2 Liters 2157 CC L4	51	PC925LMJT		2
2003-2000	2.0 Liters 1997 CC L4	51	PC925LMJT		2
<b>Honda Wagovan</b>					
1987-1986	1.5 Liters 1487 CC L4 Japan	51	PC925LMJT		2
1987-1986	1.5 Liters 1487 CC L4 U.S.	52	PC925LMJT		2
1984	1.5 Liters 1487 CC L4	51	PC925LMJT		2
<b>Hudson Commodore Series</b>					
1952-1950	4.3 Liters 262 CID L6	2L	N/A		
1952-1950	4.2 Liters 254 CID L8	2L	N/A		
<b>Hudson Hornet</b>					
1957	5.4 Liters 327 CID V8	24	34-PC1500T	Yes	1
1956	5.8 Liters 352 CID V8	24	34-PC1500T	Yes	1
1956	5.0 Liters 308 CID L6	24	34-PC1500T	Yes	1
1955	5.2 Liters 320 CID V8	1	N/A		
1955	5.0 Liters 308 CID L6	1	N/A		
1954-1951	5.0 Liters 308 CID L6	2L	N/A		
<b>Hudson Hornet Special</b>					
1956	4.1 Liters 250 CID V8	24	34-PC1500T	Yes	1
<b>Hudson Italia</b>					
1954	3.3 Liters 3303 CC 202 CID L6	2L	N/A		
<b>Hudson Jet</b>					
1954	3.3 Liters 3311 CC 202 CID L6	1	N/A		
1953	3.3 Liters 3311 CC 202 CID L6	2L	N/A		
<b>Hudson Jetliner</b>					
1954	3.3 Liters 3311 CC 202 CID L6	2L	N/A		
<b>Hudson Pacemaker</b>					
1952-1950	3.8 Liters 232 CID L6	2L	N/A		
<b>Hudson Rambler</b>					
1956	3.2 Liters 196 CID L6	24	34-PC1500T	Yes	1
1955	3.2 Liters 196 CID L6	1	N/A		
<b>Hudson Super Custom</b>					
1951	4.3 Liters 262 CID L6	2L	N/A		
<b>Hudson Super Jet</b>					
1954	3.3 Liters 3311 CC 202 CID L6	1	N/A		
1953	3.3 Liters 3311 CC 202 CID L6	2L	N/A		
<b>Hudson Super Series</b>					
1950	4.3 Liters 262 CID L6	2L	N/A		
1950	4.2 Liters 254 CID L8	2L	N/A		
<b>Hudson Super Wasp</b>					
1954-1953	4.3 Liters 262 CID L6	2L	N/A		
<b>Hudson Wasp</b>					
1956	3.3 Liters 3311 CC 202 CID L6	24	34-PC1500T	Yes	1
1955	3.3 Liters 3311 CC 202 CID L6	1	N/A		
1954-1953	3.8 Liters 232 CID L6	2L	N/A		
1952	4.3 Liters 262 CID L6	2L	N/A		
<b>Hummer H1</b>					
2006	6.6 Liters 400 CID V8	79	78-PC1500		4
2004-2002	6.5 Liters 395 CID V8	79	78-PC1500		4
<b>Hummer H2</b>					
2009	6.2 Liters 376 CID V8	48	PC1220		4
2008	6.2 Liters 6199 CC 378 CID V8	48	PC1220		4
<b>Hummer H2 (ctd)</b>					

Year, Make & Model	Engine, Liter & Options	BCI Group Size	ODYSSEY® Battery Model	Height Adapter	Notes
2007	6.0 Liters 364 CID V8	74	75-PC1230		
2006-2003	6.0 Liters 364 CID V8	79	78-PC1500		4
<b>Hummer H3</b>					
2010	5.3 Liters 325 CID V8	86	75/86-PC1230DT		
2010-2007	3.7 Liters 3654 CC 223 CID L5	86	75/86-PC1230DT		
2009-2008	5.3 Liters 5328 CC 325 CID V8	86	75/86-PC1230DT		
2006	3.5 Liters 3460 CC 211 CID L5	86	75/86-PC1230DT		
<b>Hummer H3T</b>					
2010	5.3 Liters 325 CID V8	86	75/86-PC1230DT		
2010-2009	3.7 Liters 3654 CC 223 CID L5	86	75/86-PC1230DT		
2009	5.3 Liters 5328 CC 325 CID V8	86	75/86-PC1230DT		
<b>Hyundai Accent</b>					
2010-2006	1.6 Liters 1599 CC L4	121R	PC1200MJT		4
2005-2001	1.6 Liters 1600 CC L4	121R	PC1200MJT		4
2002-1995	1.5 Liters 1495 CC L4	121R	PC1200MJT		4
1997-1995	1.5 Liters 1495 CC L4 Optional	121R	PC1200MJT		4
<b>Hyundai Azera</b>					
2010-2008	3.3 Liters 3342 CC V6	124R	PC1200MJT		4
2010-2006	3.8 Liters 3778 CC V6	124R	PC1200MJT		4
<b>Hyundai Elantra</b>					
2006-1999	2.0 Liters 1975 CC L4	124R	PC1200MJT		4
1998	1.8 Liters 1796 CC L4	N/A	N/A		
1997	1.8 Liters 1795 CC L4	N/A	N/A		
1996	1.8 Liters 1795 CC L4 U.S.	25	25-PC1400T		
1996	1.8 Liters 1795 CC L4 Canada & Optional	24	34-PC1500T	Yes	1
1995-1993	1.8 Liters 1836 CC L4 U.S.	25	25-PC1400T		
1995-1993	1.8 Liters 1836 CC L4 Canada & Optional	24	34-PC1500T		
1995-1992	1.6 Liters 1596 CC L4 U.S.	25	25-PC1400T		
1995-1992	1.6 Liters 1596 CC L4 Canada & Optional	24	34-PC1500T	Yes	1
<b>Hyundai Entourage</b>					
2009-2007	3.8 Liters 3778 CC V6	124R	PC1200MJT		4
<b>Hyundai Excel</b>					
1994-1990	1.5 Liters 1468 CC L4	25	25-PC1400T		
1989-1986	1.5 Liters 1468 CC L4 U.S.	25	25-PC1400T		
1988-1986	1.5 Liters 1468 CC L4 Canada	45	PC925LMJT		2
1989	1.5 Liters 1468 CC L4 Canada	24	34-PC1500T	Yes	1
<b>Hyundai Genesis</b>					
2009	4.6 Liters 4627 CC V8	49	PC1350		4
2009	3.8 Liters 3778 CC V6	49	PC1350		4
<b>Hyundai Genesis Coupe</b>					
2010	3.8 Liters 3778 CC V6	124R	PC1200MJT		4
2010	2.0 Liters 1998 CC L4	124R	PC1200MJT		4
<b>Hyundai Pony</b>					
1987-1983	1.4 Liters 1393 CC 85 CID L4	45	PC925LMJT		2
1985-1984	1.6 Liters 1596 CC L4	45	PC925LMJT		2
1987	1.6 Liters 1596 CC L4	45	PC925LMJT		2
1986	1.5 Liters 1468 CC L4	45	PC925LMJT		2
<b>Hyundai Sante Fe</b>					
2010	3.5 Liters 3470 CC V6	124R	PC1200MJT		4
2010	2.4 Liters 2359 CC L4	124R	PC1200MJT		4
2009-2007	3.3 Liters 3342 CC V6	124R	PC1200MJT		4
<b>Hyundai Sante Fe (ctd)</b>					

1. Installation requires optional height adapter. Additional cable may be required.
2. Installation requires battery to be placed on its side to dimensionally fit. Vehicle battery restraint(s) may require modification.
3. Installation requires reverse mounting orientation for correct terminal polarity
4. Vehicle battery restraint(s) may require modification.
5. Installation requires additional interbattery cables for parallel connections.
6. If vehicle as Intelligent Key option, then use 34R-PC1500T with the optional height adapter. Additional cable may be required.
7. If vehicle as Intelligent key option, then use 35-PC1400T

Year, Make & Model	Engine, Liter & Options	BCI Group Size	ODYSSEY® Battery Model	Height Adapter	Notes
2009-2001	2.7 Liters 2656 CC V6	124R	PC1200MJT		4
2006	3.5 Liters 3467 CC V6	124R	PC1200MJT		4
2005-2003	3.5 Liters 3500 CC V6	124R	PC1200MJT		4
2004-2001	2.4 Liters 2351 CC L4	124R	PC1200MJT		4
<b>Hyundai Scoupe</b>					
1995-1994	1.5 Liters 1495 CC L4 U.S.	N/A	N/A		
1995-1994	1.5 Liters 1495 CC L4 Canada & Optional	N/A	N/A		
1993	1.5 Liters 1495 CC L4	25	25-PC1400T		
1992-1991	1.5 Liters 1468 CC L4	25	25-PC1400T		
<b>Hyundai Sonata</b>					
2010-2006	3.3 Liters 3342 CC V6	124R	PC1200MJT		4
2010-2006	2.4 Liters 2359 CC L4	124R	PC1200MJT		4
2005-2002	2.7 Liters 2656 CC V6	124R	PC1200MJT		4
2005-1999	2.4 Liters 2351 CC L4	124R	PC1200MJT		4
2001-1999	2.5 Liters 2493 CC V6	124R	PC1200MJT		4
1998-1992	2.0 Liters 1997 CC L4 Optional	24	34-PC1500T	Yes	1
1998-1990	3.0 Liters 2972 CC V6	24	34-PC1500T	Yes	1
1991-1989	2.4 Liters 2351 CC L4 Optional	24	34-PC1500T	Yes	1
1991-1989	2.4 Liters 2351 CC L4	25	25-PC1400T		
1980-1992	2.0 Liters 1997 CC L4	25	25-PC1400T		
<b>Hyundai Stellar</b>					
1987	2.0 Liters 1997 CC L4	25	25-PC1400T		
1986	1.5 Liters 1468 CC L4	25	25-PC1400T		
1985	1.6 Liters 1596 CC L4	25	25-PC1400T		
<b>Hyundai Tiburon</b>					
2008-2003	2.7 Liters 2656 CC V6	124R	PC1200MJT		4
2008-2003	2.0 Liters 1975 CC L4	124R	PC1200MJT		4
2001-1998	2.0 Liters 1997 CC L4	124R	PC1200MJT		4
1997	2.0 Liters 1975 CC L4	124R	PC1200MJT		4
1997	1.8 Liters 1795 CC L4	124R	PC1200MJT		4
<b>Hyundai Tuscon</b>					
2010	2.4 Liters 2359 CC L4	124R	PC1200MJT		4
2009-2005	2.7 Liters 2656 CC V6	124R	PC1200MJT		4
2009-2005	2.0 Liters 1975 CC L4	124R	PC1200MJT		4
<b>Hyundai Veracruz</b>					
2010-2008	3.8 Liters 3778 CC V6	124R	PC1200MJT		4
<b>Hyundai XG300</b>					
2001	3.0 Liters 2972 CC V6	124R	PC1200MJT		4
<b>Hyundai XG350</b>					
2005-2002	3.5 Liters 3500 CC V6	124R	PC1200MJT		4
<b>Infiniti EX35</b>					
2010-2008	3.5 Liters 3498 CC V6	35	35-PC1400T		
<b>Infiniti FX35</b>					
2010-2008	3.5 Liters 3498 CC V6	35	35-PC1400T		
2009-2007	3.5 Liters 3498 CC V6 w/Intelligent Key	24F	34R-PC1500T	Yes	1
2009-2007	3.5 Liters 3498 CC V6 w/o Intelligent Key	35	35-PC1400T		6
2006-2003	3.5 Liters 3498 CC V6	35	35-PC1400T		
<b>Infiniti FX45</b>					
2009	4.5 Liters 4494 CC V8	35	35-PC1400T		6
2008-2007	4.5 Liters 4494 CC V8 w/o Intelligent Key	35	35-PC1400T		6
<b>Infiniti FX45 (ctd)</b>					

Year, Make & Model	Engine, Liter & Options	BCI Group Size	ODYSSEY® Battery Model	Height Adapter	Notes
2008-2007	4.5 Liters 4494 CC V8 w/Intelligent Key	24F	34R-PC1500T	Yes	1
2006	4.5 Liters 4494 CC V8	35	35-PC1400T		
2005-2003	4.5 Liters 4500 CC V8	35	35-PC1400T		
<b>Infiniti FX50</b>					
2010-2009	5.0 Liters 5026 CC V8	24F	34R-PC1500T	Yes	1
<b>Infiniti G20</b>					
2002-1999	2.0 Liters 2000 CC L4	24F	34R-PC1500T	Yes	1
1996-1991	2.0 Liters 1998 CC L4 California	35	35-PC1400T		
1996-1991	2.0 Liters 1998 CC L4 ex. California	24F	34R-PC1500T	Yes	1
<b>Infiniti G35</b>					
2008	3.5 Liters V6	35	35-PC1400T		
2007	3.5 Liters 3498 CC V6	24F	34R-PC1500T	Yes	1
2006-2003	3.5 Liters 3498 CC V6	35	35-PC1400T		
<b>Infiniti G37</b>					
2010-2008	3.7 Liters 3696 CC V6	35	35-PC1400T		
<b>Infiniti I30</b>					
2001-1998	3.0 Liters 2988 CC V6	24F	34R-PC1500T	Yes	1
1997-1996	3.0 Liters 2988 CC V6 U.S.	35	35-PC1400T		
1997-1996	3.0 Liters 2988 CC V6 California	24F	34R-PC1500T	Yes	1
1997-1996	3.0 Liters 2988 CC V6 Canada & Optional	24F	34R-PC1500T	Yes	1
<b>Infiniti I35</b>					
2004-2002	3.5 Liters 3498 CC V6	24F	34R-PC1500T	Yes	1
<b>Infiniti J30</b>					
1997-1993	3.0 Liters 2960 CC V6	24	34-PC1500T	Yes	1
<b>Infiniti M30</b>					
1992	3.0 Liters 2960 CC V6 ex. Conv.	24	34-PC1500T	Yes	1
1992	3.0 Liters 2960 CC V6 Optional	24	34-PC1500T	Yes	1
1992	3.0 Liters 2960 CC V6 Conv.	25	25-PC1400T		
1991-1990	3.0 Liters 2960 CC V6	24	34-PC1500T	Yes	1
<b>Infiniti M35</b>					
2010-2006	3.5 Liters 3498 CC V6	24F	34R-PC1500T	Yes	1
<b>Infiniti M45</b>					
2010-2006	4.5 Liters 4494 CC V8	24F	34R-PC1500T	Yes	1
2004-2003	4.5 Liters 4500 CC V8	24	34-PC1500T	Yes	1
<b>Infiniti Q45</b>					
2006-2002	4.5 Liters 4494 CC V8	24F	34R-PC1500T	Yes	1
2001	4.1 Liters 4130 CC V8	24F	34R-PC1500T	Yes	1
2000-1997	4.1 Liters 4130 CC V8	24	34-PC1500T	Yes	1
1996-1990	4.5 Liters 4494 CC V8	27	34-PC1500T	Yes	1
<b>Infiniti QX4</b>					
2003	3.5 Liters 3498 CC V6	24	34-PC1500T	Yes	1
2002	3.5 Liters 3498 CC V6	25	25-PC1400T		
2001	3.5 Liters 3498 CC V6	24	34-PC1500T	Yes	1
2000-1997	3.3 Liters 3275 CC V6 Heated Seats & Canada, Optional	24	34-PC1500T	Yes	1
2000-1997	3.3 Liters 3275 CC V6 U.S.	25	25-PC1400T		
<b>Infiniti QX56</b>					
2010-2008	5.6 Liters 5552 CC V8	27F	34R-PC1500T	Yes	1
2007-2005	5.6 Liters 5552 CC V8	27	34-PC1500T	Yes	1
2004	5.6 Liters 5552 CC V8	27F	34R-PC1500T	Yes	1
<b>International 100</b>					

1. Installation requires optional height adapter. Additional cable may be required.
2. Installation requires battery to be placed on its side to dimensionally fit. Vehicle battery restraint(s) may require modification.
3. Installation requires reverse mounting orientation for correct terminal polarity
4. Vehicle battery restraint(s) may require modification.
5. Installation requires additional interbattery cables for parallel connections.
6. If vehicle as Intelligent Key option, then use 34R-PC1500T with the optional height adapter. Additional cable may be required.
7. If vehicle as Intelligent key option, then use 35-PC1400T

Year, Make & Model	Engine, Liter & Options	BCI Group Size	ODYSSEY® Battery Model	Height Adapter	Notes
1974	6.4 Liters 392 CID V8	27	34-PC1500T	Yes	1
1974	5.6 Liters 345 CID V8	27	34-PC1500T	Yes	1
1974	5.0 Liters 304 CID V8	27	34-PC1500T	Yes	1
1974	4.2 Liters 258 CID L6	27	34-PC1500T	Yes	1
<b>International 1010</b>					
1973-1972	6.4 Liters 392 CID V8	27	34-PC1500T	Yes	1
1973-1972	5.0 Liters 304 CID V8	27	34-PC1500T	Yes	1
1973-1972	4.2 Liters 258 CID L6	27	34-PC1500T	Yes	1
1973-1971	5.7 Liters 345 CID V8	27	34-PC1500T	Yes	1
1971	3.8 Liters 232 CID L6	27	34-PC1500T	Yes	1
<b>International 1100B</b>					
1969	5.0 Liters 304 CID V8	27	34-PC1500T	Yes	1
1969-1968	4.4 Liters 266 CID V8	27	34-PC1500T	Yes	1
1969-1968	3.9 Liters 241 CID L6	27	34-PC1500T	Yes	1
1969	3.8 Liters 232 CID L6	27	34-PC1500T	Yes	1
<b>International 1100C</b>					
1969	5.0 Liters 304 CID V8	27	34-PC1500T	Yes	1
1969-1968	4.4 Liters 266 CID V8	27	34-PC1500T	Yes	1
1969-1968	3.9 Liters 241 CID L6	27	34-PC1500T	Yes	1
1969	3.8 Liters 232 CID L6	27	34-PC1500T	Yes	1
<b>International 1100D</b>					
1970-1969	5.0 Liters 304 CID V8	27	34-PC1500T	Yes	1
1970-1969	4.4 Liters 266 CID V8	27	34-PC1500T	Yes	1
1970-1969	3.9 Liters 241 CID L6	27	34-PC1500T	Yes	1
1970-1969	3.8 Liters 232 CID L6	27	34-PC1500T	Yes	1
<b>International 1110</b>					
1973-1972	6.4 Liters 392 CID V8	27	34-PC1500T	Yes	1
1973-1971	5.7 Liters 345 CID V8	27	34-PC1500T	Yes	1
1973-1972	5.0 Liters 304 CID V8	27	34-PC1500T	Yes	1
1973-1972	4.2 Liters 258 CID L6	27	34-PC1500T	Yes	1
1971	3.8 Liters 232 CID L6	27	34-PC1500T	Yes	1
<b>International 1200B</b>					
1969	5.0 Liters 304 CID V8	27	34-PC1500T	Yes	1
1969-1968	4.4 Liters 266 CID V8	27	34-PC1500T	Yes	1
1969-1968	3.9 Liters 241 CID L6	27	34-PC1500T	Yes	1
<b>International 1200C</b>					
1969	5.0 Liters 304 CID V8	27	34-PC1500T	Yes	1
1969-1968	4.4 Liters 266 CID V8	27	34-PC1500T	Yes	1
1969-1968	3.9 Liters 241 CID L6	27	34-PC1500T	Yes	1
<b>International 1200D</b>					
1970-1969	5.0 Liters 304 CID V8	27	34-PC1500T	Yes	1
1970-1969	4.4 Liters 266 CID V8	27	34-PC1500T	Yes	1
1970-1969	3.9 Liters 241 CID L6	27	34-PC1500T	Yes	1
<b>International 1210</b>					
1973-1972	6.4 Liters 392 CID V8	24	34-PC1500T	Yes	1
1973-1971	5.7 Liters 345 CID V8	27	34-PC1500T	Yes	1
1973-1972	5.0 Liters 304 CID V8	27	34-PC1500T	Yes	1
1973-1972	4.2 Liters 258 CID L6	27	34-PC1500T	Yes	1
1971	3.8 Liters 232 CID L6	27	34-PC1500T	Yes	1
<b>International 1300B</b>					
1969	5.0 Liters 304 CID V8	27	34-PC1500T	Yes	1
1969-1968	4.4 Liters 266 CID V8	27	34-PC1500T	Yes	1
1969-1968	3.9 Liters 241 CID L6	27	34-PC1500T	Yes	1

Year, Make & Model	Engine, Liter & Options	BCI Group Size	ODYSSEY® Battery Model	Height Adapter	Notes
<b>International 1300C</b>					
1969	5.0 Liters 304 CID V8	27	34-PC1500T	Yes	1
1969-1968	4.4 Liters 266 CID V8	27	34-PC1500T	Yes	1
1969-1968	3.9 Liters 241 CID L6	27	34-PC1500T	Yes	1
<b>International 1300D</b>					
1970-1969	5.0 Liters 304 CID V8	27	34-PC1500T	Yes	1
1970-1969	4.4 Liters 266 CID V8	27	34-PC1500T	Yes	1
1970-1969	3.9 Liters 241 CID L6	27	34-PC1500T	Yes	1
<b>International 1310</b>					
1973-1972	6.4 Liters 392 CID V8	27	34-PC1500T	Yes	1
1973-1971	5.7 Liters 345 CID V8	27	34-PC1500T	Yes	1
1973-1971	5.0 Liters 304 CID V8	27	34-PC1500T	Yes	1
1973-1972	4.2 Liters 258 CID L6	27	34-PC1500T	Yes	1
1971	3.8 Liters 232 CID L6	27	34-PC1500T	Yes	1
<b>International 150</b>					
1975	6.4 Liters 392 CID V8	27	34-PC1500T	Yes	1
1975	5.6 Liters 345 CID V8	27	34-PC1500T	Yes	1
1975	5.0 Liters 304 CID V8	27	34-PC1500T	Yes	1
<b>International 200</b>					
1975-1974	6.4 Liters 392 CID V8	27	34-PC1500T	Yes	1
1975-1974	5.6 Liters 345 CID V8	27	34-PC1500T	Yes	1
1975-1974	5.0 Liters 304 CID V8	27	34-PC1500T	Yes	1
1974	4.2 Liters 258 CID L6	27	34-PC1500T	Yes	1
<b>International 3000</b>					
2006-2005	7.6 Liters 466 CID L6	31T	31-PC2150S		3
2006-2005	7.6 Liters 466 CID L6 Optional	31T	31-PC2150S		3
2006-2005	6.0 Liters 365 CID V8	31T	31-PC2150S		3
2006-2005	6.0 Liters 365 CID V8 Optional	31T	31-PC2150S		3
<b>International 4000</b>					
2009-2005	7.6 Liters 466 CID L6	31T	31-PC2150S		3
2009-2005	7.6 Liters 466 CID L6 Optional	31T	31-PC2150S		3
2009-2005	6.0 Liters 365 CID V8	31T	31-PC2150S		3
2009-2005	6.0 Liters 365 CID V8 Optional	31T	31-PC2150S		3
2007-2005	9.3 Liters 570 CID L6	31T	31-PC2150S		3
2007-2005	9.3 Liters 570 CID L6 Optional	31T	31-PC2150S		3
2005	8.7 Liters 530 CID L6	31T	31-PC2150S		3
2005	8.7 Liters 530 CID L6 Optional	31T	31-PC2150S		3
2005	6.7 Liters 408 CID L6	31T	31-PC2150S		3
2005	6.7 Liters 408 CID L6 Optional	31T	31-PC2150S		3
<b>International 7000</b>					
2006-2005	9.3 Liters 570 CID L6	31T	31-PC2150S		3
2006-2005	9.3 Liters 570 CID L6 Optional	31T	31-PC2150S		3
2006-2005	7.6 Liters 466 CID L6	31T	31-PC2150S		3
2006-2005	7.6 Liters 466 CID L6 Optional	31T	31-PC2150S		3
2005	8.7 Liters 530 CID L6	31T	31-PC2150S		3
2005	8.7 Liters 530 CID L6 Optional	31T	31-PC2150S		3
<b>International CF</b>					
2009-2005	4.5 Liters 275 CID V6	31T	31-PC2150S		3
<b>International M Series Van</b>					
1967-1963	3.6 Liters 220 CID L6	24	34-PC1500T	Yes	1
1967-1961	2.5 Liters 152 CID L4	24	34-PC1500T	Yes	1
<b>International M1100</b>					
1972-1969	5.0 Liters 304 CID V8	27	34-PC1500T	Yes	1
1972	4.2 Liters 258 CID L6	27	34-PC1500T	Yes	1
1971	3.2 Liters 196 CID L4	27	34-PC1500T	Yes	1

1. Installation requires optional height adapter. Additional cable may be required.
2. Installation requires battery to be placed on its side to dimensionally fit. Vehicle battery restraint(s) may require modification.
3. Installation requires reverse mounting orientation for correct terminal polarity
4. Vehicle battery restraint(s) may require modification.
5. Installation requires additional interbattery cables for parallel connections.
6. If vehicle as Intelligent Key option, then use 34R-PC1500T with the optional height adapter. Additional cable may be required.
7. If vehicle as Intelligent key option, then use 35-PC1400T



Year, Make & Model	Engine, Liter & Options	BCI Group Size	ODYSSEY® Battery Model	Height Adapter	Notes
<b>International M1100 (ctd)</b>					
1971	2.5 Liters 152 CID L4	27	34-PC1500T	Yes	1
1970-1969	3.9 Liters 241 CID L6	27	34-PC1500T	Yes	1
1970-1969	3.8 Liters 232 CID L6	27	34-PC1500T	Yes	1
1968	3.6 Liters 220 CID L6	27	34-PC1500T	Yes	1
1968	2.5 Liters 152 CID L4	27	34-PC1500T	Yes	1
<b>International M1200</b>					
1972-1969	5.0 Liters 304 CID V8	27	34-PC1500T	Yes	1
1972	4.2 Liters 258 CID L6	27	34-PC1500T	Yes	1
1971-1969	3.8 Liters 232 CID L6	27	34-PC1500T	Yes	1
1970-1968	3.9 Liters 241 CID L6	27	34-PC1500T	Yes	1
1968	4.4 Liters 266 CID V8	27	34-PC1500T	Yes	1
1968	3.6 Liters 220 CID L6	27	34-PC1500T	Yes	1
<b>International M1400</b>					
1969	5.0 Liters 304 CID V8	27	34-PC1500T	Yes	1
1969	3.9 Liters 241 CID L6	27	34-PC1500T	Yes	1
1969	3.8 Liters 232 CID L6	27	34-PC1500T	Yes	1
<b>International M800</b>					
1971-1969	5.0 Liters 304 CID V8	24	34-PC1500T	Yes	1
1971	2.5 Liters 152 CID L4	24	34-PC1500T	Yes	1
1970-1969	3.9 Liters 241 CID L6	24	34-PC1500T	Yes	1
1970-1969	3.8 Liters 232 CID L6	24	34-PC1500T	Yes	1
1968	3.6 Liters 220 CID L6	24	34-PC1500T	Yes	1
1968	2.5 Liters 152 CID L4	24	34-PC1500T	Yes	1
<b>International M800 Navy</b>					
1969	5.0 Liters 304 CID V8	24	34-PC1500T	Yes	1
1969	3.9 Liters 241 CID L6	24	34-PC1500T	Yes	1
1969	3.8 Liters 232 CID L6	24	34-PC1500T	Yes	1
<b>International M800 Post Office</b>					
1972	5.0 Liters 304 CID V8	24	34-PC1500T	Yes	1
1972	4.2 Liters 258 CID L6	24	34-PC1500T	Yes	1
1971	2.5 Liters 152 CID L4	24	34-PC1500T	Yes	1
1970-1969	5.0 Liters 304 CID V8	24	34-PC1500T	Yes	1
1970-1969	3.9 Liters 241 CID L6	24	34-PC1500T	Yes	1
1970-1969	3.8 Liters 232 CID L6	24	34-PC1500T	Yes	1
<b>International MA1200</b>					
1971-1969	5.0 Liters 304 CID V8	27	34-PC1500T	Yes	1
1971-1969	3.8 Liters 232 CID L6	27	34-PC1500T	Yes	1
1970-1968	3.9 Liters 241 CID L6	27	34-PC1500T	Yes	1
1968	4.4 Liters 266 CID V8	27	34-PC1500T	Yes	1
1968	3.6 Liters 220 CID L6	27	34-PC1500T	Yes	1
<b>International MHC1310</b>					
1974	5.0 Liters 304 CID V8	27	34-PC1500T	Yes	1
1974	4.2 Liters 258 CID L6	27	34-PC1500T	Yes	1
<b>International MS</b>					
1975	5.6 Liters 345 CID V8	27	34-PC1500T	Yes	1
<b>International MS1210</b>					
1974-1972	5.0 Liters 304 CID V8	27	34-PC1500T	Yes	1
1974-1972	4.2 Liters 258 CID L6	27	34-PC1500T	Yes	1
<b>International Scout</b>					
1971-1961	2.5 Liters 152 CID L4	24	34-PC1500T	Yes	1
1970-1969	5.0 Liters 304 CID V8	24	34-PC1500T	Yes	1
1970-1969	4.3 Liters 265 CID L6	24	34-PC1500T	Yes	1
1968	4.4 Liters 266 CID V8	24	34-PC1500T	Yes	1
1968	3.2 Liters 196 CID L4	24	34-PC1500T	Yes	1

Year, Make & Model	Engine, Liter & Options	BCI Group Size	ODYSSEY® Battery Model	Height Adapter	Notes
<b>International Scout II</b>					
1980-1976	3.2 Liters 198 CID L6	74	75-PC1230		
1980-1975	5.6 Liters 345 CID V8	74	75-PC1230		
1980-1971	5.0 Liters 304 CID V8	74	75-PC1230		
1980-1971	3.2 Liters 196 CID L4	74	75-PC1230		
1975	6.4 Liters 392 CID V8	74	75-PC1230		
1974-1972	5.7 Liters 345 CID V8	24	34-PC1500T	Yes	1
1971	5.6 Liters 345 CID V8	74	75-PC1230		
1971	3.8 Liters 232 CID L6	74	75-PC1230		
<b>Isuzu Amigo</b>					
2000-1998	3.2 Liters 3165 CC V6	24F	34R-PC1500T	Yes	1
2000-1998	2.2 Liters 2180 CC L4	24F	34R-PC1500T	Yes	1
1994-1989	2.6 Liters 2559 CC L4 AT	24	34-PC1500T	Yes	1
1994-1989	2.6 Liters 2559 CC L4 MT	25	25-PC1400T		
1993-1989	2.3 Liters 2254 CC L4 AT	24	34-PC1500T	Yes	1
1993-1989	2.3 Liters 2254 CC L4 MT	25	25-PC1400T		
<b>Isuzu Ascender</b>					
2008-2003	4.2 Liters 256 CID L6	78	78-PC1500		
2006	5.3 Liters 325 CID V8	78	78-PC1500		
2005-2003	5.3 Liters 323 CID V8	78	78-PC1500		
<b>Isuzu Axiom</b>					
2004	3.5 Liters 3494 CC V6	24F	34R-PC1500T	Yes	1
2003	3.5 Liters 3491 CC V6	24F	34R-PC1500T	Yes	1
2002	3.5 Liters 3475 CC V6	24F	34R-PC1500T	Yes	1
<b>Isuzu F</b>					
2008-2005	7.8 Liters 475 CID L6	31T	31-PC2150S		3
<b>Isuzu H</b>					
2008-2005	7.8 Liters 475 CID L6	31T	31-PC2150S		3
<b>Isuzu Hombre</b>					
2000-1997	4.3 Liters 4294 CC V6	75	75-PC1230		
2000-1997	4.3 Liters 4294 CC V6 Optional	75	75-PC1230		
2000-1996	2.2 Liters 2180 CC L4	75	75-PC1230		
2000-1996	2.2 Liters 2180 CC L4 Optional	75	75-PC1230		
<b>Isuzu i-280</b>					
2006	2.8 Liters 2770 CC 169 CID L4	86	75/86-PC1230DT		
<b>Isuzu i-290</b>					
2008-2007	2.9 Liters 2921 CC 178 CID L4	86	75/86-PC1230DT		
<b>Isuzu i-350</b>					
2006	3.5 Liters 3460 CC 211 CID L5	86	75/86-PC1230DT		
<b>Isuzu i-370</b>					
2008-2007	3.7 Liters 3654 CC 223 CID L5	86	75/86-PC1230DT		
<b>Isuzu I-Mark</b>					
1989	1.6 Liters 1588 CC L4	21R	PC1200MJT		4
1989-1985	1.5 Liters 1471 CC L4	21R	PC1200MJT		4
1985-1981	1.8 Liters 1817 CC L4	21R	PC1200MJT		4
1984-1981	1.8 Liters 1817 CC L4 Diesel	24	34-PC1500T	Yes	1
<b>Isuzu Impulse</b>					
1992-1990	1.6 Liters 1588 CC L4	35	35-PC1400T		
1989-1988	2.3 Liters 2254 CC L4 AT	24	34-PC1500T	Yes	1
1989-1988	2.3 Liters 2254 CC L4 MT	25	25-PC1400T		
1989-1988	2.0 Liters 1994 CC L4 AT	24	34-PC1500T	Yes	1
1989-1988	2.0 Liters 1994 CC L4 MT	25	25-PC1400T		
1987-1985	2.0 Liters 1994 CC L4	24	34-PC1500T	Yes	1
1987-1983	1.9 Liters 1949 CC L4	24	34-PC1500T	Yes	1
1992	1.8 Liters 1817 CC L4	35	35-PC1400T		

1. Installation requires optional height adapter. Additional cable may be required.
2. Installation requires battery to be placed on its side to dimensionally fit. Vehicle battery restraint(s) may require modification.
3. Installation requires reverse mounting orientation for correct terminal polarity
4. Vehicle battery restraint(s) may require modification.
5. Installation requires additional interbattery cables for parallel connections.
6. If vehicle as Intelligent Key option, then use 34R-PC1500T with the optional height adapter. Additional cable may be required.
7. If vehicle as Intelligent key option, then use 35-PC1400T

Year, Make & Model	Engine, Liter & Options	BCI Group Size	ODYSSEY® Battery Model	Height Adapter	Notes
<b>Isuzu N</b>					
2008-2005	6.0 Liters 364 CID V8	31T	31-PC2150S		3
2008-2005	5.2 Liters 317 CID L4	31T	31-PC2150S		3
<b>Isuzu Oasis</b>					
1999	2.3 Liters 2234 CC L4	24F	34R-PC1500T	Yes	1
1998	2.3 Liters 2254 CC L4	24F	34R-PC1500T	Yes	1
1997-1996	2.2 Liters 2156 CC L4	24F	34R-PC1500T	Yes	1
<b>Isuzu Pickup</b>					
1995	2.6 Liters 2559 CC L4 w/AT	24	34-PC1500T	Yes	1
1995	2.6 Liters 2559 CC L4	25	25-PC1400T		
1995-1988	2.3 Liters 2254 CC L4 AT	24	34-PC1500T	Yes	1
1994-1991	3.1 Liters 3137 CC V6	25	25-PC1400T		
1994-1988	2.6 Liters 2559 CC L4 AT	24	34-PC1500T	Yes	1
1994-1988	2.6 Liters 2559 CC L4 MT	25	25-PC1400T		
1994-1988	2.3 Liters 2254 CC L4 MT	25	25-PC1400T		
1987-1986	2.3 Liters 2254 CC L4	25	25-PC1400T		
1987-1983	1.9 Liters 1949 CC L4	21	PC1200LMJT		4
1987-1981	2.2 Liters 2238 CC L4 Diesel	27	34-PC1500T	Yes	1
1982-1981	1.8 Liters 1817 CC L4	24	34-PC1500T	Yes	1
<b>Isuzu Rodeo</b>					
2004	3.5 Liters 3494 CC V6	24	34-PC1500T	Yes	1
2004	3.2 Liters 3165 CC V6	24F	34R-PC1500T	Yes	1
2003-2002	3.2 Liters 3165 CC V6 U.S.	24F	34R-PC1500T	Yes	1
2003-2001	3.2 Liters 3165 CC V6 Canada & Optional	27F	34R-PC1500T	Yes	1
2003	2.2 Liters 2180 CC L4 U.S.	24F	34R-PC1500T	Yes	1
2003	2.2 Liters 2180 CC L4 Canada & Optional	27F	34R-PC1500T	Yes	1
2002-1988	2.2 Liters 2180 CC L4	24F	34R-PC1500T	Yes	1
2000-1998	3.2 Liters 3165 CC V6	24F	34R-PC1500T	Yes	1
1997	3.2 Liters 3165 CC V6	24	34-PC1500T	Yes	1
1997-1993	2.6 Liters 2559 CC L4	86	75/86-PC1230DT		
1996-1993	3.2 Liters 3165 CC V6 AT	24	34-PC1500T	Yes	1
1996-1993	3.2 Liters 3165 CC V6 MT	86	75/86-PC1230DT		
1996	2.6 Liters 2559 CC L4 Optional	24	34-PC1500T	Yes	1
1992-1991	3.1 Liters 3137 CC V6 AT & Optional	24	34-PC1500T	Yes	1
1992-1991	3.1 Liters 3137 CC V6 MT	25	25-PC1400T		
1992-1991	2.6 Liters 2559 CC L4 Optional	24	34-PC1500T	Yes	1
1992-1991	2.6 Liters 2559 CC L4	25	25-PC1400T		
<b>Isuzu Rodeo Sport</b>					
2003	3.2 Liters 3165 CC V6 U.S.	24F	34R-PC1500T	Yes	1
2003	3.2 Liters 3165 CC V6 Canada & Optional	27F	34R-PC1500T	Yes	1
2003	2.2 Liters 2180 CC L4 U.S.	24F	34R-PC1500T	Yes	1
2003	2.2 Liters 2180 CC L4 Canada & Optional	27F	34R-PC1500T	Yes	1
2002-2001	3.2 Liters 3165 CC V6	24F	34R-PC1500T	Yes	1
2002-2001	2.2 Liters 2180 CC L4	24F	34R-PC1500T	Yes	1
<b>Isuzu Stylus</b>					
1993-1991	1.6 Liters 1588 CC L4	35	35-PC1400T		
1992	1.8 Liters 1817 CC L4	35	35-PC1400T		
<b>Isuzu Trooper</b>					
2002-2001	3.5 Liters 3475 CC V6 AT & Optional	27	34-PC1500T	Yes	1
2002-1998	3.5 Liters 3475 CC V6 MT	24	34-PC1500T	Yes	1

Year, Make & Model	Engine, Liter & Options	BCI Group Size	ODYSSEY® Battery Model	Height Adapter	Notes
<b>Isuzu Trooper (ctd)</b>					
2000-1998	3.5 Liters 3475 CC V6 AT	27	34-PC1500T	Yes	1
1997-1995	3.2 Liters 3165 CC V6 AT	27	34-PC1500T	Yes	1
1997-1992	3.2 Liters 3165 CC V6 MT	24	34-PC1500T	Yes	1
1994-1992	3.2 Liters 3165 CC V6 AT	24	34-PC1500T	Yes	1
1994-1992	3.2 Liters 3165 CC V6 Optional	27	34-PC1500T	Yes	1
1991-1990	2.8 Liters 2827 CC V6 AT	24	34-PC1500T	Yes	1
1991-1990	2.8 Liters 2827 CC V6 MT	25	25-PC1400T		
1991-1990	2.6 Liters 2559 CC L4 AT	24	34-PC1500T	Yes	1
1991-1990	2.6 Liters 2559 CC L4 MT	25	25-PC1400T		
1989	2.8 Liters 2827 CC V6	25	25-PC1400T		
1989-1988	2.6 Liters 2559 CC L4	25	25-PC1400T		
1987-1986	2.3 Liters 2254 CC L4	25	25-PC1400T		
1987-1986	2.2 Liters 2238 CC L4 Diesel	27	34-PC1500T	Yes	1
1985-1984	1.9 Liters 1949 CC L4	21	PC1200LMJT		4
1984	2.2 Liters 2238 CC L4 Diesel	27	34-PC1500T	Yes	1
<b>Isuzu VehiCROSS</b>					
2001-1999	3.5 Liters 3475 CC V6 MT	24	34-PC1500T	Yes	1
2001-1999	3.5 Liters 3475 CC V6 AT & Optional	27	34-PC1500T	Yes	1
<b>Jaguar S-Type</b>					
2008-2003	4.2 Liters 4196 CC V8	49	PC1350		4
2008-2003	3.0 Liters 183 CID V6	49	PC1350		4
2002-2000	4.0 Liters 3996 CC 244 CID V8	48	PC1220		4
2002	3.0 Liters 183 CID V6	48	PC1220		4
2001-2000	3.0 Liters 183 CID V6	49	PC1350		4
<b>Jaguar Super V8</b>					
2009-2005	4.2 Liters 4196 CC V8	93	PC1700MJT		4
<b>Jaguar Vanden Plas</b>					
2009-2004	4.2 Liters 4196 CC V8	93	PC1700MJT		4
2003-1998	4.0 Liters 3996 CC 244 CID V8	49	PC1350		4
1997	4.0 Liters 3980 CC L6	93	PC1700MJT		4
1996-1991	4.0 Liters 3980 CC L6	47	PC1200MJT		4
1990	4.0 Liters 3980 CC L6	N/A	N/A		
1989	3.6 Liters 3590 CC L6	N/A	N/A		
1988	3.6 Liters 3590 CC L6	34	34-PC1500T		
1987-1986	4.2 Liters 4235 CC L6	34	34-PC1500T		
1985-1982	4.2 Liters 4235 CC L6	74	75-PC1230		
<b>Jaguar X-Type</b>					
2008-2007	3.0 Liters 183 CID V6	47	PC1200MJT		4
2006-2004	3.0 Liters 183 CID V6	94R	PC1220		4
2005-2004	2.5 Liters 152 CID V6	94R	PC1220		4
2003-2002	3.0 Liters 183 CID V6	92	PC1200MJT		4
2003-2002	2.5 Liters 152 CID V6	92	PC1200MJT		4
<b>Jaguar XF</b>					
2010	5.0 Liters 5000 CC V8	49	PC1350		4
2010-2009	4.2 Liters 4196 CC V8	49	PC1350		4
<b>Jaguar XFR</b>					
2010	5.0 Liters 5000 CC V8	49	PC1350		4
<b>Jaguar XJ</b>					
2010	5.0 Liters 5000 CC V8	49	PC1350		4
1971-1969	4.2 Liters 4235 CC L6	22F	PC1200MJT		4

1. Installation requires optional height adapter. Additional cable may be required.
2. Installation requires battery to be placed on its side to dimensionally fit. Vehicle battery restraint(s) may require modification.
3. Installation requires reverse mounting orientation for correct terminal polarity
4. Vehicle battery restraint(s) may require modification.
5. Installation requires additional interbattery cables for parallel connections.
6. If vehicle as Intelligent Key option, then use 34R-PC1500T with the optional height adapter. Additional cable may be required.
7. If vehicle as Intelligent key option, then use 35-PC1400T

Year, Make & Model	Engine, Liter & Options	BCI Group Size	ODYSSEY® Battery Model	Height Adapter	Notes
<b>Jaguar XJ12</b>					
1996-1994	6.0 Liters 5994 CC V12	47	PC1200MJT		4
1992-1991	5.3 Liters 5343 CC V12	47	PC1200MJT		4
1990-1986	5.3 Liters 5343 CC V12	34	34-PC1500T		
1985-1981	5.3 Liters 5343 CC V12	22F	PC1200MJT		4
1979-1973	5.3 Liters 5343 CC V12	22F	PC1200MJT		4
<b>Jaguar XJ6</b>					
1997-1991	4.0 Liters 3980 CC L6	47	PC1200MJT		4
1990	4.0 Liters 3980 CC L6	N/A	N/A		
1989	3.6 Liters 3590 CC L6	N/A	N/A		
1988-1987	3.6 Liters 3590 CC L6	34	34-PC1500T		
1987-1986	4.2 Liters 4235 CC L6	34	34-PC1500T		
1985-1981	4.2 Liters 4235 CC L6	74	75-PC1230		
1980-1972	4.2 Liters 4235 CC L6	22F	PC1200MJT		4
<b>Jaguar XJ8</b>					
2009-2004	4.2 Liters 4196 CC V8	49	PC1350		4
2003-1998	4.0 Liters 3996 CC 244 CID V8	49	PC1350		4
<b>Jaguar XJR</b>					
2009-2004	4.2 Liters 4196 CC V8	49	PC1350		4
2003-1998	4.0 Liters 3996 CC 244 CID V8	49	PC1350		4
1997	4.0 Liters 3980 CC L6	49	PC1350		4
1996-1995	4.0 Liters 3980 CC L6	47	PC1200MJT		4
<b>Jaguar XJRS</b>					
1993	6.0 Liters 5994 CC V12	47	PC1200MJT		4
<b>Jaguar XJS</b>					
1996-1995	4.0 Liters 3980 CC L6	48	PC1220		4
1995-1994	6.0 Liters 5994 CC V12	47	PC1200MJT		4
1994-1992	4.0 Liters 3980 CC L6	47	PC1200MJT		4
1992-1991	5.3 Liters 5343 CC V12	47	PC1200MJT		4
1990-1989	5.3 Liters 5343 CC V12	N/A	N/A		
1988-1986	5.3 Liters 5343 CC V12	34	34-PC1500T		
1985-1976	5.3 Liters 5343 CC V12	22F	PC1200MJT		4
<b>Jaguar XK</b>					
2010	5.0 Liters 5000 CC V8	49	PC1350		4
2009-2007	4.2 Liters 4196 CC V8	93	PC1700MJT		4
<b>Jaguar XK8</b>					
2006-2003	4.2 Liters 4196 CC V8	49	PC1350		4
2002-1997	4.0 Liters 3996 CC 244 CID V8	49	PC1350		4
<b>Jaguar XKE</b>					
1974-1971	5.3 Liters 5343 CC V12	22F	PC1200MJT		4
1971-1969	4.2 Liters 4235 CC L6	22F	PC1200MJT		4
1968	4.2 Liters 4235 CC L6	27	34-PC1500T	Yes	1
1964-1961	3.8 Liters 231 CID L6	22F	PC1200MJT		4
<b>Jaguar XKR</b>					
2010	5.0 Liters 5000 CC V8	49	PC1350		4
2009-2007	4.2 Liters 4196 CC V8	93	PC1700MJT		4
2006-2003	4.2 Liters 4196 CC V8	49	PC1350		4
2002-2000	4.0 Liters 3996 CC 244 CID V8	49	PC1350		4
<b>Jeep Cherokee</b>					
2001-1998	4.0 Liters 242 CID L6	34	34-PC1500T		
2000-1998	2.5 Liters 150 CID L4	34	34-PC1500T		
1997-1987	4.0 Liters 242 CID L6	58	PC1200LMJT		4
1997-1987	4.0 Liters 242 CID L6 Optional	58	PC1200LMJT		4
1997-1985	2.5 Liters 150 CID L4	58	PC1200LMJT		4
1997-1985	2.5 Liters 150 CID L4 Optional	58	PC1200LMJT		4

Year, Make & Model	Engine, Liter & Options	BCI Group Size	ODYSSEY® Battery Model	Height Adapter	Notes
<b>Jeep Cherokee (ctd)</b>					
1987-1985	2.1 Liters 126 CID L4 Turbo Diesel	24	34-PC1500T	Yes	1
1986-1985	2.8 Liters 173 CID V6 Optional	58	PC1200LMJT		4
1986-1984	2.8 Liters 173 CID V6	58	PC1200LMJT		4
1984	2.5 Liters 150 CID L4	55	PC925MJT		2
1983-1980	5.9 Liters 360 CID V8	55	PC925MJT		2
1983-1979	4.2 Liters 258 CID L6	55	PC925MJT		2
1979-1974	5.9 Liters 360 CID V8	24	34-PC1500T	Yes	1
1978-1974	6.6 Liters 401 CID V8	24	34-PC1500T	Yes	1
1978-1974	4.2 Liters 258 CID L6	24	34-PC1500T	Yes	1
<b>Jeep CJ3</b>					
1966	3.7 Liters 3687 CC 225 CID V6	24	34-PC1500T	Yes	1
1960-1959	2.2 Liters 134 CID L4	24	34-PC1500T	Yes	1
<b>Jeep CJ5</b>					
1983-1980	2.5 Liters 151 CID L4	55	PC925MJT		2
1983-1979	4.2 Liters 258 CID L6	55	PC925MJT		2
1981-1980	5.0 Liters 304 CID V8	55	PC925MJT		2
1979-1972	5.0 Liters 304 CID V8	24	34-PC1500T	Yes	1
1978-1972	4.2 Liters 258 CID L6	24	34-PC1500T	Yes	1
1978-1972	3.8 Liters 232 CID L6	24	34-PC1500T	Yes	1
1971-1968	2.2 Liters 134 CID L4	24	34-PC1500T	Yes	1
1971-1966	3.7 Liters 3687 CC 225 CID V6	24	34-PC1500T	Yes	1
1968	3.1 Liters 192 CID L4	24	34-PC1500T	Yes	1
1960-1959	2.2 Liters 134 CID L4	24	34-PC1500T	Yes	1
<b>Jeep CJ6</b>					
1975-1972	5.0 Liters 304 CID V8	24	34-PC1500T	Yes	1
1975-1972	4.2 Liters 258 CID L6	24	34-PC1500T	Yes	1
1975-1972	3.8 Liters 232 CID L6	24	34-PC1500T	Yes	1
1971-1969	3.7 Liters 3687 CC 225 CID V6	24	34-PC1500T	Yes	1
1971-1968	2.2 Liters 134 CID L4	24	34-PC1500T	Yes	1
1968	3.7 Liters 225 CID V6	24	34-PC1500T	Yes	1
1968	3.1 Liters 192 CID L4	24	34-PC1500T	Yes	1
1967-1966	3.7 Liters 3687 CC 225 CID V6	24	34-PC1500T	Yes	1
1960-1959	2.2 Liters 134 CID L4	24	34-PC1500T	Yes	1
<b>Jeep CJ7</b>					
1986-1985	4.2 Liters 258 CID L6	56	PC925MJT		2
1986-1985	2.5 Liters 150 CID L4	56	PC925MJT		2
1984	4.2 Liters 258 CID L6	54	PC925MJT		2
1984-1983	2.5 Liters 150 CID L4	55	PC925MJT		2
1983-1980	2.5 Liters 151 CID L4	55	PC925MJT		2
1983-1979	4.2 Liters 258 CID L6	55	PC925MJT		2
1981-1980	5.0 Liters 304 CID V8	55	PC925MJT		2
1979-1976	5.0 Liters 304 CID V8	24	34-PC1500T	Yes	1
1978-1976	4.2 Liters 258 CID L6	24	34-PC1500T	Yes	1
1978-1976	3.8 Liters 232 CID L6	24	34-PC1500T	Yes	1
<b>Jeep Comanche</b>					
1992-1987	4.0 Liters 242 CID L6	58	PC1200LMJT		4
1992-1987	4.0 Liters 242 CID L6 Optional	58	PC1200LMJT		4
1992-1986	2.5 Liters 150 CID L4	58	PC1200LMJT		4
1992-1986	2.5 Liters 150 CID L4 Optional	58	PC1200LMJT		4
1987-1986	2.1 Liters 126 CID L4 Turbo Diesel	24	34-PC1500T	Yes	1
1986	2.8 Liters 173 CID V6	58	PC1200LMJT		4
1986	2.8 Liters 173 CID V6 Optional	58	PC1200LMJT		4

1. Installation requires optional height adapter. Additional cable may be required.
2. Installation requires battery to be placed on its side to dimensionally fit. Vehicle battery restraint(s) may require modification.
3. Installation requires reverse mounting orientation for correct terminal polarity
4. Vehicle battery restraint(s) may require modification.
5. Installation requires additional interbattery cables for parallel connections.
6. If vehicle as Intelligent Key option, then use 34R-PC1500T with the optional height adapter. Additional cable may be required.
7. If vehicle as Intelligent key option, then use 35-PC1400T

Year, Make & Model	Engine, Liter & Options	BCI Group Size	ODYSSEY® Battery Model	Height Adapter	Notes
<b>Jeep Commander</b>					
2010-2009	5.7 Liters 345 CID V8	94R	PC1220		4
2010-2009	3.7 Liters 226 CID V6	94R	PC1220		4
2009	4.7 Liters 285 CID V8	94R	PC1220		4
2008	5.7 Liters 345 CID V8 Early	94R	PC1220		4
2008	5.7 Liters 345 CID V8 Late	94R	PC1220		4
2008	4.7 Liters 285 CID V8 Early	94R	PC1220		4
2008	4.7 Liters 285 CID V8 Late	94R	PC1220		4
2008	3.7 Liters 226 CID V6 Early	94R	PC1220		4
2008	3.7 Liters 226 CID V6 Late	94R	PC1220		4
2007-2006	5.7 Liters 345 CID V8	94R	PC1220		4
2007-2006	4.7 Liters 285 CID V8	94R	PC1220		4
2007-2006	3.7 Liters 226 CID V6	94R	PC1220		4
<b>Jeep Commando</b>					
1967-1966	3.7 Liters 3687 CC 225 CID V6	24	34-PC1500T	Yes	1
1967	2.2 Liters 134 CID L4	24	34-PC1500T	Yes	1
<b>Jeep Compass</b>					
2010-2008	2.0 Liters 1998 CC 122 CID L4	86	75/86-PC1230DT		
2010-2007	2.4 Liters 2360 CC 144 CID L4	86	75/86-PC1230DT		
<b>Jeep Dispatcher</b>					
1967-1966	3.7 Liters 3687 CC 225 CID V6	24	34-PC1500T	Yes	1
1967-1961	2.2 Liters 134 CID L4	24	34-PC1500T	Yes	1
<b>Jeep DJ3</b>					
1960-1959	2.2 Liters 134 CID L4	24	34-PC1500T	Yes	1
<b>Jeep DJ5</b>					
1974	5.0 Liters 304 CID V8	24	34-PC1500T	Yes	1
1974-1973	4.2 Liters 258 CID L6	24	34-PC1500T	Yes	1
1974-1972	3.8 Liters 232 CID L6	24	34-PC1500T	Yes	1
1971-1967	2.2 Liters 134 CID L4	24	34-PC1500T	Yes	1
1970-1966	3.7 Liters 3687 CC 225 CID V6	24	34-PC1500T	Yes	1
<b>Jeep DJ6</b>					
1968-1966	3.7 Liters 3687 CC 225 CID V6	24	34-PC1500T	Yes	1
<b>Jeep F4</b>					
1958-1957	2.2 Liters 134 CID L4	1	N/A		
1958	2.2 Liters 134 CID L4 Optional	24	34-PC1500T	Yes	1
<b>Jeep FC150</b>					
1966-1962	3.7 Liters 3687 CC 225 CID V6	24	34-PC1500T	Yes	1
1966-1959	2.2 Liters 134 CID L4	24	34-PC1500T	Yes	1
1958	2.2 Liters 134 CID L4	1	N/A		
1958	2.2 Liters 134 CID L4 Optional	24	34-PC1500T	Yes	1
<b>Jeep FC170</b>					
1966-1963	3.7 Liters 3687 CC 225 CID V6	24	34-PC1500T	Yes	1
1966-1963	2.2 Liters 134 CID L4	24	34-PC1500T	Yes	1
<b>Jeep Gladiator</b>					
1967-1965	5.4 Liters 327 CID V8	24	34-PC1500T	Yes	1
1967-1965	3.8 Liters 232 CID L6	24	34-PC1500T	Yes	1
1967-1963	3.8 Liters 230 CID L6	24	34-PC1500T	Yes	1
<b>Jeep Grand Cherokee</b>					
2010-2009	6.1 Liters 6059 CC 370 CID V8	94R	PC1220		4
2010-2009	5.7 Liters 345 CID V8	94R	PC1220		4
2010-2009	3.7 Liters 226 CID V6	94R	PC1220		4
2009	4.7 Liters 285 CID V8	94R	PC1220		4
2009-2008	3.0 Liters 2985 CC 182 CID V6 Diesel	49	PC1350		4
2008	6.1 Liters 6059 CC 370 CID V8 Early	94R	PC1220		4

Year, Make & Model	Engine, Liter & Options	BCI Group Size	ODYSSEY® Battery Model	Height Adapter	Notes
<b>Jeep Grand Cherokee (ctd)</b>					
2008	6.1 Liters 6059 CC 370 CID V8 Late	94R	PC1220		4
2008	5.7 Liters 345 CID V8 Early	94R	PC1220		4
2008	5.7 Liters 345 CID V8 Late	94R	PC1220		4
2008	4.7 Liters 285 CID V8 Early	94R	PC1220		4
2008	4.7 Liters 285 CID V8 Late	94R	PC1220		4
2008	3.7 Liters 226 CID V6 Early	94R	PC1220		4
2008	3.7 Liters 226 CID V6 Late	94R	PC1220		4
2007-2006	6.1 Liters 6059 CC 370 CID V8	94R	PC1220		4
2007-2005	5.7 Liters 345 CID V8	94R	PC1220		4
2007-2005	4.7 Liters 285 CID V8	94R	PC1220		4
2007-2005	3.7 Liters 226 CID V6	94R	PC1220		4
2007	3.0 Liters 2985 CC 182 CID V6 Diesel	94R	PC1220		4
2004-2002	4.7 Liters 285 CID V8	65	65-PC1750T		
2004-1999	4.0 Liters 242 CID L6	65	65-PC1750T		
2001-1999	4.7 Liters 287 CID V8	65	PC1220		4
1998-1993	5.2 Liters 318 CID V8	34	34-PC1500T		
1998-1993	4.0 Liters 242 CID L6	34	34-PC1500T		
1998	5.9 Liters 360 CID V8	34	34-PC1500T		
<b>Jeep Grand Wagoneer</b>					
1993	5.2 Liters 318 CID V8	34	34-PC1500T		
1991-1988	5.9 Liters 360 CID V8	58	PC1200LMJT		4
1987-1985	5.9 Liters 360 CID V8 Fleet Option	24	34-PC1500T	Yes	1
1987-1985	5.9 Liters 360 CID V8	56	PC925MJT		2
1987-1985	5.9 Liters 360 CID V8 Optional	58	PC1200LMJT		4
1986-1985	4.2 Liters 258 CID L6 Fleet Option	24	34-PC1500T	Yes	1
1986-1985	4.2 Liters 258 CID L6	56	PC925MJT		2
1986-1985	4.2 Liters 258 CID L6 Optional	58	PC1200LMJT		4
1984	5.9 Liters 360 CID V8	58	PC1200LMJT		4
1984	4.2 Liters 258 CID L6	58	PC1200LMJT		4
<b>Jeep J-100</b>					
1971-1969	5.7 Liters 350 CID V8	24	34-PC1500T	Yes	1
1971-1965	3.8 Liters 232 CID L6	24	34-PC1500T	Yes	1
1968-1965	5.4 Liters 327 CID V8	24	34-PC1500T	Yes	1
1967-1963	3.8 Liters 230 CID L6	24	34-PC1500T	Yes	1
<b>Jeep J-2500</b>					
1973-1972	5.9 Liters 360 CID V8	24	34-PC1500T	Yes	1
1973-1972	4.2 Liters 258 CID L6	24	34-PC1500T	Yes	1
1972	5.0 Liters 304 CID V8	24	34-PC1500T	Yes	1
1971-1969	5.7 Liters 350 CID V8	24	34-PC1500T	Yes	1
1971-1965	3.8 Liters 232 CID L6	24	34-PC1500T	Yes	1
1968-1965	5.4 Liters 327 CID V8	24	34-PC1500T	Yes	1
1967-1963	3.8 Liters 230 CID L6	24	34-PC1500T	Yes	1
<b>Jeep J-2600</b>					
1973-1972	5.9 Liters 360 CID V8	24	34-PC1500T	Yes	1
1973-1972	4.2 Liters 258 CID L6	24	34-PC1500T	Yes	1
1972	5.0 Liters 304 CID V8	24	34-PC1500T	Yes	1
1970-1969	5.7 Liters 350 CID V8	24	34-PC1500T	Yes	1
1970-1968	3.8 Liters 232 CID L6	24	34-PC1500T	Yes	1
1968	5.4 Liters 327 CID V8	24	34-PC1500T	Yes	1

1. Installation requires optional height adapter. Additional cable may be required.
2. Installation requires battery to be placed on its side to dimensionally fit. Vehicle battery restraint(s) may require modification.
3. Installation requires reverse mounting orientation for correct terminal polarity
4. Vehicle battery restraint(s) may require modification.
5. Installation requires additional interbattery cables for parallel connections.
6. If vehicle as Intelligent Key option, then use 34R-PC1500T with the optional height adapter. Additional cable may be required.
7. If vehicle as Intelligent key option, then use 35-PC1400T



Year, Make & Model	Engine, Liter & Options	BCI Group Size	ODYSSEY® Battery Model	Height Adapter	Notes
<b>Jeep J-2700</b>					
1970-1969	5.7 Liters 350 CID V8	24	34-PC1500T	Yes	1
1969-1968	3.8 Liters 232 CID L6	24	34-PC1500T	Yes	1
1968	5.4 Liters 327 CID V8	24	34-PC1500T	Yes	1
<b>Jeep J-2800</b>					
1968	5.4 Liters 327 CID V8	24	34-PC1500T	Yes	1
<b>Jeep J-3500</b>					
1970-1969	5.7 Liters 350 CID V8	24	34-PC1500T	Yes	1
1970-1968	3.8 Liters 232 CID L6	24	34-PC1500T	Yes	1
1968	5.4 Liters 327 CID V8	24	34-PC1500T	Yes	1
<b>Jeep J-3600</b>					
1970-1969	5.7 Liters 350 CID V8	24	34-PC1500T	Yes	1
1970-1968	3.8 Liters 232 CID L6	24	34-PC1500T	Yes	1
1968	5.4 Liters 327 CID V8	24	34-PC1500T	Yes	1
<b>Jeep J-3700</b>					
1970-1969	5.7 Liters 350 CID V8	24	34-PC1500T	Yes	1
1970-1968	3.8 Liters 232 CID L6	24	34-PC1500T	Yes	1
1968	5.4 Liters 327 CID V8	24	34-PC1500T	Yes	1
<b>Jeep J-3800</b>					
1970-1969	5.7 Liters 350 CID V8	24	34-PC1500T	Yes	1
1968	5.4 Liters 327 CID V8	24	34-PC1500T	Yes	1
1968	3.8 Liters 232 CID L6	24	34-PC1500T	Yes	1
<b>Jeep J10</b>					
1988-1985	5.9 Liters 360 CID V8	56	PC925MJT		2
1987-1985	4.2 Liters 258 CID L6	56	PC925MJT		2
1984	5.9 Liters 360 CID V8	58	PC1200LMJT		4
1984	4.2 Liters 258 CID L6	58	PC1200LMJT		4
1983-1980	5.9 Liters 360 CID V8	55	PC925MJT		2
1983-1979	4.2 Liters 258 CID L6	55	PC925MJT		2
1979-1974	5.9 Liters 360 CID V8	24	34-PC1500T	Yes	1
1978-1974	6.6 Liters 401 CID V8	24	34-PC1500T	Yes	1
1978-1974	4.2 Liters 258 CID L6	24	34-PC1500T	Yes	1
<b>Jeep J20</b>					
1988-1985	5.9 Liters 360 CID V8	56	PC925MJT		2
1984	5.9 Liters 360 CID V8	58	PC1200LMJT		4
1983-1980	5.9 Liters 360 CID V8	55	PC925MJT		2
1979-1974	5.9 Liters 360 CID V8	24	34-PC1500T	Yes	1
1978-1974	6.6 Liters 401 CID V8	24	34-PC1500T	Yes	1
1976	4.2 Liters 258 CID L6	24	34-PC1500T	Yes	1
1974	4.2 Liters 258 CID L6	24	34-PC1500T	Yes	1
<b>Jeep Jeepster</b>					
1973-1972	5.0 Liters 304 CID V8	24	34-PC1500T	Yes	1
1973-1972	4.2 Liters 258 CID L6	24	34-PC1500T	Yes	1
1973-1972	3.8 Liters 232 CID L6	24	34-PC1500T	Yes	1
1971-1966	3.7 Liters 3687 CC 225 CID V6	24	34-PC1500T	Yes	1
1971-1967	2.2 Liters 134 CID L4	24	34-PC1500T	Yes	1
<b>Jeep Liberty</b>					
2010-2003	3.7 Liters 226 CID V6	34	34-PC1500T		
2006-2005	2.8 Liters 2768 CC 171 CID L4 Diesel	34	34-PC1500T		
2005-2003	2.4 Liters 148 CID L4	34	34-PC1500T		
2002	3.7 Liters 226 CID V6	86	75/86-PC1230DT		
2002	2.4 Liters 148 CID L4	86	75/86-PC1230DT		
<b>Jeep Patriot</b>					
2010-2008	2.0 Liters 1998 CC 122 CID L4	86	75/86-PC1230DT		
2010-2007	2.4 Liters 2360 CC 144 CID L4	86	75/86-PC1230DT		

Year, Make & Model	Engine, Liter & Options	BCI Group Size	ODYSSEY® Battery Model	Height Adapter	Notes
<b>Jeep Scrambler</b>					
1985	4.2 Liters 258 CID L6	56	PC925MJT		2
1985	2.5 Liters 150 CID L4	56	PC925MJT		2
1984	4.2 Liters 258 CID L6	58	PC1200LMJT		4
1984	2.5 Liters 150 CID L4	58	PC1200LMJT		4
1983-1982	4.2 Liters 258 CID L6	55	PC925MJT		2
1983-1982	4.2 Liters 258 CID L6 Optional	56	PC925MJT		2
1983-1982	2.5 Liters 151 CID L4	55	PC925MJT		2
1983-1982	2.5 Liters 151 CID L4 Optional	56	PC925MJT		2
1983	2.5 Liters 150 CID L4	55	PC925MJT		2
1983	2.5 Liters 150 CID L4 Optional	56	PC925MJT		2
1981	4.2 Liters 258 CID L6	56	PC925MJT		2
1981	2.5 Liters 151 CID L4	56	PC925MJT		2
<b>Jeep TJ</b>					
2002-1997	2.5 Liters 150 CID L4	34	34-PC1500T		
<b>Jeep Tornado</b>					
1962	3.8 Liters 230 CID L6	24	34-PC1500T	Yes	1
<b>Jeep Universal</b>					
1967-1966	3.7 Liters 3687 CC 225 CID V6	24	34-PC1500T	Yes	1
1967-1961	2.2 Liters 134 CID L4	24	34-PC1500T	Yes	1
<b>Jeep Utility</b>					
1962-1961	2.2 Liters 134 CID L4	24	34-PC1500T	Yes	1
<b>Jeep Wagoneer</b>					
1990-1987	4.0 Liters 242 CID L6	58	PC1200LMJT		4
1987-1985	2.5 Liters 150 CID L4	58	PC1200LMJT		4
1986-1984	2.8 Liters 173 CID V6	58	PC1200LMJT		4
1985	2.1 Liters 126 CID L4 Turbo Diesel	24	34-PC1500T	Yes	1
1984	2.5 Liters 150 CID L4	55	PC925MJT		2
1983-1980	5.9 Liters 360 CID V8	55	PC925MJT		2
1983-1980	4.2 Liters 258 CID L6	55	PC925MJT		2
1979-1971	5.9 Liters 360 CID V8	24	34-PC1500T	Yes	1
1978-1974	6.6 Liters 401 CID V8	24	34-PC1500T	Yes	1
1973-1972	4.2 Liters 258 CID L6	24	34-PC1500T	Yes	1
1971	3.8 Liters 232 CID L6	24	34-PC1500T	Yes	1
1967-1965	5.4 Liters 327 CID V8	24	34-PC1500T	Yes	1
1967-1963	3.8 Liters 230 CID L6	24	34-PC1500T	Yes	1
<b>Jeep Willys</b>					
1958-1946	2.2 Liters 134 CID L4	1	N/A		
1958	2.2 Liters 134 CID L4 Optional	24	34-PC1500T	Yes	1
<b>Jeep Wrangler</b>					
2010-2007	3.8 Liters 3778 CC 231 CID V6	34	34-PC1500T		
2006-2003	2.4 Liters 148 CID L4	34	34-PC1500T		
2006-1997	4.0 Liters 242 CID L6	34	34-PC1500T		
2002-1997	2.5 Liters 150 CID L4	34	34-PC1500T		
2000	4.0 Liters 242 CID L6 Optional	34	34-PC1500T		
2000-1997	2.5 Liters 150 CID L4 Optional	34	34-PC1500T		
1998-1997	4.0 Liters 242 CID L6 Optional	34	34-PC1500T		
1995-1991	4.0 Liters 242 CID L6	58	PC1200LMJT		4
1995-1991	4.0 Liters 242 CID L6 Optional	58	PC1200LMJT		4
1995-1988	2.5 Liters 150 CID L4	58	PC1200LMJT		4
1995-1988	2.5 Liters 150 CID L4 Optional	58	PC1200LMJT		4
1990-1988	4.2 Liters 258 CID L6	58	PC1200LMJT		4
1990-1988	4.2 Liters 258 CID L6 Optional	58	PC1200LMJT		4
1990-1987	4.2 Liters 258 CID L6 YJ	55	PC925MJT		2

1. Installation requires optional height adapter. Additional cable may be required.
2. Installation requires battery to be placed on its side to dimensionally fit. Vehicle battery restraint(s) may require modification.
3. Installation requires reverse mounting orientation for correct terminal polarity
4. Vehicle battery restraint(s) may require modification.
5. Installation requires additional interbattery cables for parallel connections.
6. If vehicle as Intelligent Key option, then use 34R-PC1500T with the optional height adapter. Additional cable may be required.
7. If vehicle as Intelligent key option, then use 35-PC1400T

Year, Make & Model	Engine, Liter & Options	BCI Group Size	ODYSSEY® Battery Model	Height Adapter	Notes
<b>Jeep Wrangler (ctd)</b>					
1990-1987	4.2 Liters 258 CID L6 YJ, Optional	56	PC925MJT		2
1990-1987	2.5 Liters 150 CID L4 YJ	55	PC925MJT		2
1990-1987	2.5 Liters 150 CID L4 YJ, Optional	56	PC925MJT		2
<b>Kaiser Carolina</b>					
1953	3.7 Liters 226 CID L6	1	N/A		
<b>Kaiser Darrin</b>					
1954	2.6 Liters 161 CID L6	1	N/A		
<b>Kaiser Deluxe</b>					
1953	3.7 Liters 226 CID L6	1	N/A		
1951-1950	3.7 Liters 226 CID L6	1	N/A		
<b>Kaiser Dragon</b>					
1953	3.7 Liters 226 CID L6	1	N/A		
<b>Kaiser Manhattan</b>					
1955-1952	3.7 Liters 226 CID L6	1	N/A		
<b>Kaiser Special</b>					
1954	3.7 Liters 226 CID L6	1	N/A		
1951-1950	3.7 Liters 226 CID L6	1	N/A		
<b>Kaiser Virginian</b>					
1952	3.7 Liters 226 CID L6	1	N/A		
<b>Kenworth K Series</b>					
2005	5.9 Liters 359 CID L6	31T	31-PC2150S		3
<b>Kenworth T Series</b>					
2008-2005	8.3 Liters 505 CID L6	31T	31-PC2150S		3
2008	6.7 Liters 408 CID L6	31T	31-PC2150S		3
2007-2005	7.2 Liters 441 CID L6	31T	31-PC2150S		3
2007-2005	5.9 Liters 359 CID L6	31T	31-PC2150S		3
<b>Kia Amanti</b>					
2009-2007	3.8 Liters 3778 CC V6	124R	PC1200MJT		4
2006	3.5 Liters 3497 CC V6	124R	PC1200MJT		4
2005	3.5 Liters 3497 CC V6	N/A	N/A		
2004	3.5 Liters 3497 CC V6	34R	34R-PC1500T		
<b>Kia Borrego</b>					
2010-2009	3.8 Liters 3778 CC V6	124R	PC1200MJT		4
2009	4.6 Liters 4627 CC V8	65	65-PC1750T		
<b>Kia Forte</b>					
2010	2.4 Liters 2359 CC L4	124R	PC1200MJT		4
2010	2.0 Liters 1998 CC L4	124R	PC1200MJT		4
<b>Kia Magentis</b>					
2010-2007	2.4 Liters 2359 CC L4	124R	PC1200MJT		4
2010-2005	2.7 Liters 2656 CC V6	124R	PC1200MJT		4
2006-2001	2.4 Liters 2351 CC L4	124R	PC1200MJT		4
2004-2002	2.7 Liters 2700 CC V6	124R	PC1200MJT		4
2001	2.5 Liters 2500 CC V6	124R	PC1200MJT		4
<b>Kia Optima</b>					
2010-2006	2.4 Liters 2359 CC L4	124R	PC1200MJT		4
2010-2002	2.7 Liters 2656 CC V6	124R	PC1200MJT		4
2006-2005	2.4 Liters 2351 CC L4	124R	PC1200MJT		4
2004	2.4 Liters 2351 CC L4	34R	34R-PC1500T		
2003-2001	2.4 Liters 2351 CC L4	90	PC1200MJT		4
2001	2.5 Liters 2500 CC V6	90	PC1200MJT		4

Year, Make & Model	Engine, Liter & Options	BCI Group Size	ODYSSEY® Battery Model	Height Adapter	Notes
<b>Kia Rio</b>					
2010-2006	1.6 Liters 1599 CC L4	35	35-PC1400T		
2005-2003	1.6 Liters 1594 CC L4	35	35-PC1400T		
2002-2001	1.5 Liters 1493 CC L4	35	35-PC1400T		
<b>Kia Rio5</b>					
2010-2006	1.6 Liters 1599 CC L4	35	35-PC1400T		
<b>Kia Rondo</b>					
2010-2008	2.7 Liters 2656 CC V6	124R	PC1200MJT		4
2010-2008	2.4 Liters 2359 CC L4	124R	PC1200MJT		4
<b>Kia Sedona</b>					
2010-2008	3.8 Liters 3778 CC V6	124R	PC1200MJT		4
2006	3.8 Liters 3778 CC V6	24F	34R-PC1500T	Yes	1
2005-2002	3.5 Liters 3497 CC V6	24F	34R-PC1500T	Yes	1
<b>Kia Sephia</b>					
2001-1998	1.8 Liters 1793 CC L4	90	PC1200MJT		4
1997-1995	1.8 Liters 1839 CC L4	90	PC1200MJT		4
1997-1994	1.6 Liters 1597 CC L4	56	PC925MJT		2
<b>Kia Sorento</b>					
2009-2008	3.3 Liters 3342 CC V6	34	34-PC1500T		
2009-2007	3.8 Liters 3778 CC V6	34	34-PC1500T		
2006-2003	3.5 Liters 3497 CC V6	34	34-PC1500T		
<b>Kia Soul</b>					
2010	2.0 Liters 1975 CC L4	35	35-PC1400T		
2010	1.6 Liters 1591 CC L4	35	35-PC1400T		
<b>Kia Spectra</b>					
2009-2004	2.0 Liters 1975 CC L4	90	PC1200MJT		4
2004-2000	1.8 Liters 1793 CC L4	90	PC1200MJT		4
<b>Kia Spectra5</b>					
2009-2005	2.0 Liters 1975 CC L4	90	PC1200MJT		4
<b>Kia Sportage</b>					
2010-2006	2.0 Liters 1975 CC L4	124R	PC1200MJT		4
2010-2005	2.7 Liters 2656 CC V6	124R	PC1200MJT		4
2005	2.0 Liters 1975 CC L4	58	PC1200LMJT		4
2002-1995	2.0 Liters 1998 CC L4	58	PC1200LMJT		4
<b>Lada Niva</b>					
1993-1988	1.6 Liters 1590 CC 97 CID L4	N/A	N/A		
<b>Lada Samara</b>					
1993-1988	1.5 Liters 1508 CC 92 CID L4	N/A	N/A		
1993-1988	1.3 Liters 1295 CC 79 CID L4	N/A	N/A		
<b>Lada Signet</b>					
1993-1989	1.5 Liters 1508 CC 92 CID L4	N/A	N/A		
<b>Laforza Laforza</b>					
2001-1989	5.0 Liters 302 CID V8	N/A	N/A		
<b>Lamborghini Countach</b>					
1989-1988	5.2 Liters 5163 CC V12	N/A	N/A		
<b>Lamborghini Diablo</b>					
2001-2000	6.0 Liters 5992 CC V12	34R	34R-PC1500T		
2000-1990	5.7 Liters 5703 CC V12	34R	34R-PC1500T		
<b>Lamborghini Gallardo</b>					
2009	5.2 Liters 5204 CC V10	49	PC1350		4
2009-2008	5.0 Liters 4961 CC V10	49	PC1350		4
2007-2004	5.0 Liters 4961 CC V10	34	34-PC1500T		

1. Installation requires optional height adapter. Additional cable may be required.
2. Installation requires battery to be placed on its side to dimensionally fit. Vehicle battery restraint(s) may require modification.
3. Installation requires reverse mounting orientation for correct terminal polarity
4. Vehicle battery restraint(s) may require modification.
5. Installation requires additional interbattery cables for parallel connections.
6. If vehicle as Intelligent Key option, then use 34R-PC1500T with the optional height adapter. Additional cable may be required.
7. If vehicle as Intelligent key option, then use 35-PC1400T

Year, Make & Model	Engine, Liter & Options	BCI Group Size	ODYSSEY® Battery Model	Height Adapter	Notes
<b>Lamborghini Jalpa</b>					
1988	3.5 Liters 3485 CC V8	N/A	N/A		
<b>Lamborghini LM002</b>					
1990-1988	5.2 Liters 5163 CC V12	N/A	N/A		
<b>Lamborghini Murcielago</b>					
2009-2008	6.5 Liters 6496 CC V12	49	PC1350		4
2007	6.5 Liters 6496 CC V12	34R	34R-PC1500T		
2007-2003	6.2 Liters 6192 CC 378 CID V12	34R	34R-PC1500T		
<b>Land Rover Defender 110</b>					
1993	3.9 Liters 3950 CC V8	24	34-PC1500T	Yes	1
<b>Land Rover Defender 90</b>					
1997	4.0 Liters 3950 CC V8	24	34-PC1500T	Yes	1
1995-1994	3.9 Liters 3950 CC V8	24	34-PC1500T	Yes	1
<b>Land Rover Discovery</b>					
2004	4.6 Liters 4554 CC 278 CID V8	34	34-PC1500T		
2003	4.6 Liters 4554 CC 278 CID V8	24	34-PC1500T	Yes	1
2002-1999	4.0 Liters 3950 CC V8	24	34-PC1500T	Yes	1
1998-1996	4.0 Liters 3950 CC V8	34	34-PC1500T		
1995-1994	3.9 Liters 3950 CC V8	34	34-PC1500T		
<b>Land Rover Freelander</b>					
2005-2003	2.5 Liters 2500 CC 153 CID V6	47	PC1200MJT		4
2002	2.5 Liters 2500 CC 153 CID V6	91	PC1200MJT		4
<b>Land Rover LR2</b>					
2010-2008	3.2 Liters 3192 CC L6	94R	PC1220		4
<b>Land Rover LR3</b>					
2009-2005	4.4 Liters 4394 CC V8	94R	PC1220		4
2008-2007	4.0 Liters 4009 CC 245 CID V6	94R	PC1220		4
2005	4.0 Liters 4009 CC 245 CID V6	49	PC1350		4
<b>Land Rover LR4</b>					
2010	5.0 Liters 5000 CC V8	94R	PC1220		4
<b>Land Rover Range Rover</b>					
2010	5.0 Liters 5000 CC V8	49	PC1350		4
2009-2007	4.4 Liters 4394 CC V8	49	PC1350		4
2009-2007	4.2 Liters 4196 CC V8	49	PC1350		4
2006-2003	4.4 Liters 4394 CC V8	95R	PC1350		4
2006	4.2 Liters 4196 CC V8	95R	31-PC2150S		3
2002-1999	4.6 Liters 4554 CC 278 CID V8	30H	25-PC1400T		
2000-1995	4.0 Liters 3950 CC V8	30H	25-PC1400T		
1998-1996	4.6 Liters 4554 CC 278 CID V8	31A	31-PC2150S		3
1995	4.2 Liters 4200 CC V8	24	34-PC1500T	Yes	1
1995	3.9 Liters 3950 CC V8	30H	25-PC1400T		
1994-1993	4.2 Liters 4200 CC V8 Canada	24	34-PC1500T	Yes	1
1994-1993	4.2 Liters 4200 CC V8 U.S.	24	34-PC1500T	Yes	1
1994-1993	3.9 Liters 3950 CC V8 Canada	24	34-PC1500T	Yes	1
1994-1993	3.9 Liters 3950 CC V8 U.S.	24	34-PC1500T	Yes	1
1992-1989	3.9 Liters 3947 CC V8 Canada	24	34-PC1500T	Yes	1
1992-1989	3.9 Liters 3947 CC V8 U.S.	24	34-PC1500T	Yes	1
1988-1987	3.5 Liters 3532 CC 216 CID V8 U.S.	24	34-PC1500T	Yes	1
1988	3.5 Liters 3532 CC 216 CID V8 Canada	24	34-PC1500T	Yes	1
<b>Land Rover Range Rover Sport</b>					
2010	5.0 Liters 5000 CC V8	49	PC1350		4
2009-2007	4.4 Liters 4394 CC V8	49	PC1350		4

Year, Make & Model	Engine, Liter & Options	BCI Group Size	ODYSSEY® Battery Model	Height Adapter	Notes
<b>Land Rover Range Rover Sport (ctd)</b>					
2009-2007	4.2 Liters 4196 CC V8	49	PC1350		4
2006	4.4 Liters 4394 CC V8	94R	PC1220		4
2006	4.4 Liters 4394 CC V8	95R	PC1350		4
2006	4.2 Liters 4196 CC V8	94R	PC1220		4
2006	4.2 Liters 4196 CC V8	95R	PC1350		4
<b>Lexus ES250</b>					
1991-1990	2.5 Liters 2508 CC V6	35	35-PC1400T		
<b>Lexus ES300</b>					
2003-1999	3.0 Liters 2995 CC V6	35	35-PC1400T		
2003-1999	3.0 Liters 2995 CC V6 Optional	24F	34R-PC1500T	Yes	1
1998-1996	3.0 Liters 2959 CC V6 Optional	24F	34R-PC1500T	Yes	1
1997-1996	3.0 Liters 2959 CC V6	35	35-PC1400T		
1995-1994	3.0 Liters 2995 CC V6	35	35-PC1400T		
1995-1994	3.0 Liters 2995 CC V6 Optional	24F	34R-PC1500T	Yes	1
1993-1992	3.0 Liters 2959 CC V6	35	35-PC1400T		
1993-1992	3.0 Liters 2959 CC V6 Optional	24F	34R-PC1500T	Yes	1
<b>Lexus ES330</b>					
2006-2004	3.3 Liters 3300 CC 202 CID V6	24F	34R-PC1500T	Yes	1
<b>Lexus ES350</b>					
2010-2007	3.5 Liters 3456 CC V6	24F	34R-PC1500T	Yes	1
<b>Lexus GS300</b>					
2006	3.0 Liters 2994 CC V6	24	34-PC1500T	Yes	1
2005-1998	3.0 Liters 2997 CC L6	24	34-PC1500T	Yes	1
1997-1993	3.0 Liters 2997 CC L6	24F	34R-PC1500T	Yes	1
<b>Lexus GS350</b>					
2010-2007	3.5 Liters 3456 CC V6	24	34-PC1500T	Yes	1
<b>Lexus GS400</b>					
2000-1998	4.0 Liters 3969 CC V8	24	34-PC1500T	Yes	1
<b>Lexus GS430</b>					
2007-2001	4.3 Liters 4293 CC V8	24	34-PC1500T	Yes	1
<b>Lexus GS450h</b>					
2010-2007	3.5 Liters 3456 CC V6 Hybrid	S65D 26L	34-PC1500T	Yes	1,3
<b>Lexus GS460</b>					
2010-2008	4.6 Liters 4608 CC V8	24	34-PC1500T	Yes	1
2010	4.6 Liters 4608 CC V8	27F	34R-PC1500T	Yes	1
<b>Lexus GX470</b>					
2009-2003	4.7 Liters 4663 CC 285 CID V8	27F	34R-PC1500T	Yes	1
<b>Lexus IS F</b>					
2010-2008	5.0 Liters 4969 CC 303 CID V8	24	34-PC1500T	Yes	1
<b>Lexus IS250</b>					
2010-2006	2.5 Liters 2499 CC V6	24	34-PC1500T	Yes	1
<b>Lexus IS300</b>					
2005-2001	3.0 Liters 2997 CC L6	24	34-PC1500T	Yes	1
<b>Lexus IS350</b>					
2010-2006	3.5 Liters 3456 CC V6	24	34-PC1500T	Yes	1
<b>Lexus LS400</b>					
2000-1996	4.0 Liters 3969 CC V8	24F	34R-PC1500T	Yes	1
1995	4.0 Liters 3967 CC V8	24F	34R-PC1500T	Yes	1
1994-1990	4.0 Liters 3967 CC V8	27F	34R-PC1500T	Yes	1

1. Installation requires optional height adapter. Additional cable may be required.
2. Installation requires battery to be placed on its side to dimensionally fit. Vehicle battery restraint(s) may require modification.
3. Installation requires reverse mounting orientation for correct terminal polarity
4. Vehicle battery restraint(s) may require modification.
5. Installation requires additional interbattery cables for parallel connections.
6. If vehicle as Intelligent Key option, then use 34R-PC1500T with the optional height adapter. Additional cable may be required.
7. If vehicle as Intelligent key option, then use 35-PC1400T

Year, Make & Model	Engine, Liter & Options	BCI Group Size	ODYSSEY® Battery Model	Height Adapter	Notes
<b>Lexus LS430</b>					
2006-2001	4.3 Liters 4293 CC V8	24F	34R-PC1500T	Yes	1
<b>Lexus LS460</b>					
2010-2009	4.6 Liters 4608 CC V8	24	34-PC1500T	Yes	1
2008-2007	4.6 Liters 4608 CC V8	27F	34R-PC1500T	Yes	1
<b>Lexus LS600h</b>					
2010-2008	5.0 Liters 4968 CC V8 Hybrid	27F	34R-PC1500T	Yes	1
<b>Lexus LX450</b>					
1997-1996	4.5 Liters 4477 CC L6	27F	34R-PC1500T	Yes	1
<b>Lexus LX470</b>					
2007-1998	4.7 Liters 4663 CC 285 CID V8	27F	34R-PC1500T	Yes	1
<b>Lexus LX570</b>					
2010-2008	5.7 Liters 5663 CC 345 CID V8	27F	34R-PC1500T	Yes	1
<b>Lexus RX300</b>					
2003-1999	3.0 Liters 2995 CC V6	24F	34R-PC1500T	Yes	1
<b>Lexus RX330</b>					
2006-2004	3.3 Liters 3300 CC 202 CID V6	24F	34R-PC1500T	Yes	1
<b>Lexus RX350</b>					
2010-2007	3.5 Liters 3456 CC V6	24F	34R-PC1500T	Yes	1
<b>Lexus RX400h</b>					
2008-2007	3.3 Liters 3300 CC 202 CID V6	51R	PC925MJT		2
2006	3.3 Liters 3300 CC 202 CID V6 Hybrid	51R	PC925MJT		2
<b>Lexus RX450h</b>					
2010	3.5 Liters 3456 CC V6 Hybrid	51R	PC925MJT		2
<b>Lexus SC300</b>					
2000-1997	3.0 Liters 2997 CC L6	24F	34R-PC1500T	Yes	1
1996-1992	3.0 Liters 2997 CC L6	27F	34R-PC1500T	Yes	1
<b>Lexus SC400</b>					
2000-1996	4.0 Liters 3969 CC V8	27F	34R-PC1500T	Yes	1
1995-1992	4.0 Liters 3967 CC V8	27F	34R-PC1500T	Yes	1
1992	4.0 Liters 3967 CC V8 Optional	27F	34R-PC1500T	Yes	1
<b>Lexus SC430</b>					
2010-2002	4.3 Liters 4293 CC V8	48	PC1220		4
<b>Lincoln Aviator</b>					
2005-2003	4.6 Liters 281 CID V8	65	65-PC1750T		
<b>Lincoln Blackwood</b>					
2002	5.4 Liters 330 CID V8	65	65-PC1750T		
<b>Lincoln Capri</b>					
1959-1958	7.0 Liters 430 CID V8	32N	N/A		
1957-1956	6.0 Liters 368 CID V8	32N	N/A		
1955	5.6 Liters 341 CID V8	3NR	N/A		
1954-1952	5.2 Liters 318 CID V8	3NR	N/A		
<b>Lincoln Continental</b>					
2002-1995	4.6 Liters 281 CID V8	65	65-PC1750T		
1994-1988	3.8 Liters 232 CID V6	65	65-PC1750T		
1994	3.8 Liters 232 CID V6 Optional	65	65-PC1750T		
1993-1989	3.8 Liters 232 CID V6 Heated Windshield	65	65-PC1750T		
1987	5.0 Liters 302 CID V8 To 10/1/87	64	PC925MJT		2
1986-1984	5.0 Liters 302 CID V8	64	PC925MJT		2
1985	2.4 Liters 146 CID L6 Diesel	64	PC925MJT		2

Year, Make & Model	Engine, Liter & Options	BCI Group Size	ODYSSEY® Battery Model	Height Adapter	Notes
<b>Lincoln Continental (ctd)</b>					
1984	2.4 Liters 146 CID L6 Diesel	65	65-PC1750T		
1983	5.0 Liters 302 CID V8	24F	34R-PC1500T	Yes	1
1982	5.0 Liters 302 CID V8	63	PC925MJT		2
1982	3.8 Liters 232 CID V6	63	PC925MJT		2
1980	5.8 Liters 351 CID V8	63	PC925MJT		2
1980	5.0 Liters 302 CID V8	63	PC925MJT		2
1979	6.6 Liters 400 CID V8	56	PC925MJT		2
1979	6.6 Liters 400 CID V8 Optional	24F	34R-PC1500T	Yes	1
1978-1977	6.6 Liters 400 CID V8	24F	34R-PC1500T	Yes	1
1978-1973	7.5 Liters 460 CID V8	24F	34R-PC1500T	Yes	1
1973	7.5 Liters 460 CID V8 Optional	27F	34R-PC1500T	Yes	1
1972	7.5 Liters 460 CID V8	29H	25-PC1400T		
1971	7.5 Liters 460 CID V8	24F	34R-PC1500T	Yes	1
1970-1968	7.5 Liters 460 CID V8	29HR	N/A		
1968-1966	7.6 Liters 462 CID V8	29HR	N/A		
1968	7.0 Liters 429 CID V8	29HR	N/A		
1965-1961	7.0 Liters 430 CID V8	27F	34R-PC1500T	Yes	1
1960-1958	7.0 Liters 430 CID V8	32N	N/A		
<b>Lincoln Cosmopolitan</b>					
1954-1952	5.2 Liters 318 CID V8	3NR	N/A		
1951-1950	5.5 Liters 337 CID V8	2F	N/A		
<b>Lincoln Custom</b>					
1955	5.6 Liters 341 CID V8	3NR	N/A		
<b>Lincoln Lincoln</b>					
1951-1950	5.5 Liters 337 CID V8	2F	N/A		
<b>Lincoln Lincoln Series</b>					
1960	7.0 Liters 430 CID V8	32N	N/A		
<b>Lincoln LS</b>					
2006-2000	3.9 Liters 242 CID V8	66	65-PC1750T		
2005-2001	3.9 Liters 242 CID V8 Optional	66	65-PC1750T		
2005-2001	3.0 Liters 182 CID V6 Optional	66	65-PC1750T		
2005-2000	3.0 Liters 182 CID V6	66	65-PC1750T		
<b>Lincoln Mark II</b>					
1957-1956	6.0 Liters 368 CID V8	32N	N/A		
<b>Lincoln Mark III</b>					
1971	7.5 Liters 460 CID V8	24F	34R-PC1500T	Yes	1
1970-1968	7.5 Liters 460 CID V8	29HR	N/A		
1968	7.6 Liters 462 CID V8	29HR	N/A		
<b>Lincoln Mark IV</b>					
1976-1973	7.5 Liters 460 CID V8	24F	34R-PC1500T	Yes	1
1973	7.5 Liters 460 CID V8 Optional	27F	34R-PC1500T	Yes	1
1972	7.5 Liters 460 CID V8	27F	34R-PC1500T	Yes	1
<b>Lincoln Mark LT</b>					
2008-2007	5.4 Liters 330 CID V8	59	PC1200LMJT		4
2008	5.4 Liters 330 CID V8	65	65-PC1750T		
2007	5.4 Liters 330 CID V8 Optional	65	65-PC1750T		
2006	5.4 Liters 330 CID V8 Optional	59	PC1200LMJT		4
2006	5.4 Liters 330 CID V8	65	65-PC1750T		
<b>Lincoln Mark V</b>					
1979-1977	6.6 Liters 400 CID V8	24F	34R-PC1500T	Yes	1
1978-1977	7.5 Liters 460 CID V8	24F	34R-PC1500T	Yes	1

1. Installation requires optional height adapter. Additional cable may be required.
2. Installation requires battery to be placed on its side to dimensionally fit. Vehicle battery restraint(s) may require modification.
3. Installation requires reverse mounting orientation for correct terminal polarity
4. Vehicle battery restraint(s) may require modification.
5. Installation requires additional interbattery cables for parallel connections.
6. If vehicle as Intelligent Key option, then use 34R-PC1500T with the optional height adapter. Additional cable may be required.
7. If vehicle as Intelligent key option, then use 35-PC1400T



Year, Make & Model	Engine, Liter & Options	BCI Group Size	ODYSSEY® Battery Model	Height Adapter	Notes
<b>Lincoln Mark VI</b>					
1983-1982	5.0 Liters 302 CID V8	64	PC925MJT		2
1981-1980	5.0 Liters 302 CID V8	63	PC925MJT		2
1981	5.0 Liters 302 CID V8 Optional	64	PC925MJT		2
1980	5.8 Liters 351 CID V8	63	PC925MJT		2
<b>Lincoln Mark VII</b>					
1992-1987	5.0 Liters 302 CID V8	65	65-PC1750T		
1986-1984	5.0 Liters 302 CID V8	64	PC925MJT		2
1985-1984	2.4 Liters 146 CID L6 Diesel	65	65-PC1750T		
<b>Lincoln Mark VIII</b>					
1998-1997	4.6 Liters 281 CID V8 Optional	65	65-PC1750T		
1998-1993	4.6 Liters 281 CID V8 U.S.	65	65-PC1750T		
1996-1993	4.6 Liters 281 CID V8 Canada & Optional	65	65-PC1750T		
1995	4.6 Liters 281 CID V8	65	65-PC1750T		
<b>Lincoln MKS</b>					
2010-2009	3.7 Liters 3726 CC 227 CID V6	65	65-PC1750T		
2010	3.5 Liters 3496 CC 213 CID V6	65	65-PC1750T		
<b>Lincoln MKT</b>					
2010	3.7 Liters 3726 CC 227 CID V6	65	65-PC1750T		
2010	3.5 Liters 3496 CC 213 CID V6	65	65-PC1750T		
<b>Lincoln MKX</b>					
2010-2007	3.5 Liters 3496 CC 213 CID V6	36R	PC1200MJT		4
<b>Lincoln MKZ</b>					
2010-2008	3.5 Liters 3496 CC 213 CID V6	96R	PC1200MJT		4
2007	3.5 Liters 3496 CC 213 CID V6	40R	PC1200MJT		4
<b>Lincoln Navigator</b>					
2010	5.4 Liters 330 CID V8	65	65-PC1750T		
2010	5.4 Liters 330 CID V8 Optional	65	65-PC1750T		
2009	5.4 Liters 330 CID V8 ex. Climate Seats	65	65-PC1750T		
2009	5.4 Liters 330 CID V8 w/climate seats	65	65-PC1750T		
2008-1998	5.4 Liters 330 CID V8	65	65-PC1750T		
2008	5.4 Liters 330 CID V8 Optional	65	65-PC1750T		
2006-1998	5.4 Liters 330 CID V8 Optional	65	65-PC1750T		
<b>Lincoln Premier</b>					
1960-1958	7.0 Liters 430 CID V8	32N	N/A		
1957-1956	6.0 Liters 368 CID V8	32N	N/A		
<b>Lincoln Town Car</b>					
2009-2006	4.6 Liters 281 CID V8	65	65-PC1750T		
2005-1997	4.6 Liters 281 CID V8 ex. Limousine	65	65-PC1750T		
2005-1997	4.6 Liters 281 CID V8 Optional & Limo	65	65-PC1750T		
1996-1995	4.6 Liters 281 CID V8 ex. HWS or Limo	65	65-PC1750T		
1996-1995	4.6 Liters 281 CID V8 HWS or Opt., Limo	65	65-PC1750T		
1994-1991	4.6 Liters 281 CID V8	65	65-PC1750T		
1994-1991	4.6 Liters 281 CID V8 Heated Windshield	65	65-PC1750T		
1990-1988	5.0 Liters 302 CID V8	65	65-PC1750T		
1990	5.0 Liters 302 CID V8 Heated Windshield	65	65-PC1750T		
1987-1984	5.0 Liters 302 CID V8	64	PC925MJT		2

Year, Make & Model	Engine, Liter & Options	BCI Group Size	ODYSSEY® Battery Model	Height Adapter	Notes
<b>Lincoln Town Car (ctd)</b>					
1983-1982	5.0 Liters 302 CID V8	24F	34R-PC1500T	Yes	1
1981	5.0 Liters 302 CID V8	63	PC925MJT		2
<b>Lincoln Versailles</b>					
1980	5.0 Liters 302 CID V8	63	PC925MJT		2
1979-1977	5.0 Liters 302 CID V8	22F	PC1200MJT		4
1977	5.8 Liters 351 CID V8	22F	PC1200MJT		4
<b>Lincoln Zephyr</b>					
2006	3.0 Liters 183 CID V6	40R	PC1200MJT		4
<b>Lotus Elan</b>					
1992-1990	1.6 Liters 1588 CC L4	N/A	N/A		
<b>Lotus Elise</b>					
2009-2008	1.8 Liters 1795 CC L4	47	PC1200MJT		4
2007-2005	1.8 Liters 1795 CC L4	26R	PC1200MJT		4
<b>Lotus Esprit</b>					
2004-1997	3.5 Liters 3506 CC V8	N/A	N/A		
1995-1988	2.2 Liters 2174 CC L4	N/A	N/A		
<b>Lotus Exige</b>					
2009-2008	1.8 Liters 1795 CC L4	48	PC1220		4
2007-2006	1.8 Liters 1795 CC L4	26R	PC1200MJT		4
<b>Maserati 228i</b>					
1990-1989	2.8 Liters 2791 CC V6	N/A	N/A		
<b>Maserati 430i</b>					
1990-1989	2.8 Liters 2791 CC V6	N/A	N/A		
<b>Maserati Coupe</b>					
2007-2005	4.2 Liters 4244 CC V8	48	PC1220		4
2004-2003	4.2 Liters 4244 CC V8	N/A	N/A		
<b>Maserati GranSport</b>					
2007-2005	4.2 Liters 4244 CC V8	48	PC1220		4
<b>Maserati GranTurismo</b>					
2009	4.7 Liters 4691 CC V8	48	PC1220		4
2009-2008	4.2 Liters 4244 CC V8	48	PC1220		4
<b>Maserati Quattroporte</b>					
2009	4.7 Liters 4691 CC V8	49	PC1350		4
2009-2005	4.2 Liters 4244 CC V8	48	PC1220		4
2004	4.2 Liters 4244 CC V8	N/A	N/A		
<b>Maserati Spyder</b>					
2006-2005	4.2 Liters 4244 CC V8	48	PC1220		4
2004-2002	4.2 Liters 4244 CC V8	N/A	N/A		
1991-1989	2.8 Liters 2791 CC V6	N/A	N/A		
<b>Maybach 57</b>					
2009-2006	6.0 Liters 5980 CC V12	49	PC1350		4
2009-2003	5.5 Liters 5499 CC V12	49	PC1350		4
<b>Maybach 62</b>					
2009-2007	6.0 Liters 5980 CC V12	49	PC1350		4
2009-2003	5.5 Liters 5499 CC V12	49	PC1350		4
<b>Mazda 1200</b>					
1971	1.6 Liters 1586 CC L4	24	34-PC1500T	Yes	1
<b>Mazda 3</b>					
2010	2.5 Liters 2488 CC 152 CID L4 AT	35	35-PC1400T		
2010	2.5 Liters 2488 CC 152 CID L4 MT	26R	PC1200MJT		4
2010-2008	2.3 Liters 2260 CC L4 AT	35	35-PC1400T		

1. Installation requires optional height adapter. Additional cable may be required.
2. Installation requires battery to be placed on its side to dimensionally fit. Vehicle battery restraint(s) may require modification.
3. Installation requires reverse mounting orientation for correct terminal polarity
4. Vehicle battery restraint(s) may require modification.
5. Installation requires additional interbattery cables for parallel connections.
6. If vehicle as Intelligent Key option, then use 34R-PC1500T with the optional height adapter. Additional cable may be required.
7. If vehicle as Intelligent key option, then use 35-PC1400T

Year, Make & Model	Engine, Liter & Options	BCI Group Size	ODYSSEY® Battery Model	Height Adapter	Notes
<b>Mazda 3 (ctd)</b>					
2010-2008	2.3 Liters 2260 CC L4 MT	26R	PC1200MJT		4
2010-2008	2.0 Liters 2000 CC L4 AT	35	35-PC1400T		
2010-2008	2.0 Liters 2000 CC L4 MT	26R	PC1200MJT		4
2007-2006	2.0 Liters 2000 CC L4	35	35-PC1400T		
2007-2004	2.3 Liters 2260 CC L4	35	35-PC1400T		
2007	2.3 Liters 2260 CC L4 Cold Climate	35	35-PC1400T		
2007	2.0 Liters 2000 CC L4 Cold Climate	35	35-PC1400T		
2005-2004	2.0 Liters 2000 CC L4 Optional	35	35-PC1400T		
2005-2004	2.0 Liters 2000 CC L4	21R	PC1200MJT		4
<b>Mazda 323</b>					
1994-1991	1.6 Liters 1597 CC L4	35	35-PC1400T		
1991	1.8 Liters 1839 CC L4	35	35-PC1400T		
1991	1.8 Liters 1839 CC L4 Optional	21R	PC1200MJT		4
1991-1988	1.6 Liters 1597 CC L4	21R	PC1200MJT		4
1991-1986	1.6 Liters 1597 CC L4 Optional	35	35-PC1400T		
1991	1.6 Liters 1597 CC L4 Optional	21R	PC1200MJT		4
1990	1.8 Liters 1839 CC L4	21R	PC1200MJT		4
1990	1.8 Liters 1839 CC L4 Optional	35	35-PC1400T		
1987-1986	1.6 Liters 1597 CC L4 California	25	25-PC1400T		
1987-1986	1.6 Liters 1597 CC L4 ex. California	21R	PC1200MJT		4
<b>Mazda 5</b>					
2010-2009	2.3 Liters 2260 CC L4 AT	35	35-PC1400T		
2010-2009	2.3 Liters 2260 CC L4 MT	26R	PC1200MJT		4
2008-2006	2.3 Liters 2260 CC L4	35	35-PC1400T		
<b>Mazda 6</b>					
2010-2009	3.7 Liters 3726 CC 227 CID V6	96R	PC1200MJT		4
2010-2009	2.5 Liters 2488 CC 152 CID L4	96R	PC1200MJT		4
2008-2003	3.0 Liters 2968 CC V6	40R	PC1200MJT		4
2008-2003	2.3 Liters 2260 CC L4	40R	PC1200MJT		4
<b>Mazda 616</b>					
1971	1.6 Liters 1586 CC L4	24	34-PC1500T	Yes	1
<b>Mazda 618</b>					
1972	1.8 Liters 1796 CC L4	24	34-PC1500T	Yes	1
<b>Mazda 626</b>					
2002-1998	2.5 Liters 2497 CC V6	36R	PC1200MJT		4
2002-1998	2.0 Liters 1991 CC L4	36R	PC1200MJT		4
1997-1993	2.5 Liters 2497 CC V6	58R	PC1200MJT		4
1997-1993	2.0 Liters 1991 CC L4	58R	PC1200MJT		4
1992-1991	2.2 Liters 2184 CC L4 Cold Climate	35	35-PC1400T		
1992-1988	2.2 Liters 2184 CC L4	21R	PC1200MJT		4
1991-1988	2.2 Liters 2184 CC L4 Optional	35	35-PC1400T		
1987-1984	2.0 Liters 1998 CC L4 Optional	35	35-PC1400T		
1987-1984	2.0 Liters 1998 CC L4	21R	PC1200MJT		4
1985	2.0 Liters 1998 CC L4 Diesel	27F	34R-PC1500T	Yes	1
1983	2.0 Liters 1970 CC L4 Optional	35	35-PC1400T		
1983	2.0 Liters 1970 CC L4	21R	PC1200MJT		4
1982-1981	2.0 Liters 1970 CC L4 Optional	24	34-PC1500T	Yes	1
1982-1979	2.0 Liters 1970 CC L4	24	34-PC1500T	Yes	1
<b>Mazda 808</b>					
1977-1972	1.6 Liters 1587 CC L4	24	34-PC1500T	Yes	1

Year, Make & Model	Engine, Liter & Options	BCI Group Size	ODYSSEY® Battery Model	Height Adapter	Notes
<b>Mazda 929</b>					
1995-1992	3.0 Liters 2954 CC V6 Serenia, U.S.	35	35-PC1400T		
1995-1988	3.0 Liters 2954 CC V6 Canada & Optional	24F	34R-PC1500T	Yes	1
1991	3.0 Liters 2954 CC V6 U.S.	21R	PC1200MJT		4
1990-1988	3.0 Liters 2954 CC V6	21R	PC1200MJT		4
<b>Mazda B1600</b>					
1976-1972	1.6 Liters 1586 CC L4	24	34-PC1500T	Yes	1
<b>Mazda B1800</b>					
1978-1977	1.8 Liters 1796 CC L4	24	34-PC1500T	Yes	1
<b>Mazda B2000</b>					
1987-1986	2.0 Liters 1998 CC L4	21	PC1200LMJT		4
1987-1986	2.0 Liters 1998 CC L4 Optional	24	34-PC1500T	Yes	1
1984-1983	2.0 Liters 1970 CC L4	27	34-PC1500T	Yes	1
1982-1981	2.0 Liters 1970 CC L4 Optional	24	34-PC1500T	Yes	1
1982-1979	2.0 Liters 1970 CC L4	24	34-PC1500T	Yes	1
<b>Mazda B2200</b>					
1993-1987	2.2 Liters 2184 CC L4	21	PC1200LMJT		4
1990-1987	2.2 Liters 2184 CC L4 Optional	24	34-PC1500T	Yes	1
1984-1982	2.2 Liters 2209 CC L4 Diesel	27	34-PC1500T	Yes	1
<b>Mazda B2300</b>					
2009-2002	2.3 Liters 2300 CC L4	59	PC1200LMJT		4
2001	2.3 Liters 2294 CC L4	59	PC1200LMJT		4
1997	2.3 Liters 2295 CC L4	59	PC1200LMJT		4
1997-1994	2.3 Liters 2295 CC L4 Optional	65	65-PC1750T		
1996-1994	2.3 Liters 2295 CC L4	58	PC1200LMJT		4
<b>Mazda B2500</b>					
2001-1998	2.5 Liters 2492 CC L4	59	PC1200LMJT		4
<b>Mazda B2600</b>					
1993-1991	2.6 Liters 2606 CC L4 U.S.	21	PC1200LMJT		4
1993-1991	2.6 Liters 2606 CC L4 Canada & Optional	24	34-PC1500T	Yes	1
1990-1989	2.6 Liters 2606 CC L4	21	PC1200LMJT		4
1990-1989	2.6 Liters 2606 CC L4 Optional	24	34-PC1500T	Yes	1
1988-1987	2.6 Liters 2555 CC L4	21R	PC1200MJT		4
1988-1987	2.6 Liters 2555 CC L4 Optional	24F	34R-PC1500T	Yes	1
1988-1987	2.6 Liters 2555 CC L4 HD & Optional	27F	34R-PC1500T	Yes	1
<b>Mazda B3000</b>					
2007-1998	3.0 Liters 2954 CC V6	59	PC1200LMJT		4
1996-1994	3.0 Liters 2983 CC V6	58	PC1200LMJT		4
1996-1994	3.0 Liters 2983 CC V6 Optional	65	65-PC1750T		
<b>Mazda B4000</b>					
2009-1998	4.0 Liters 4016 CC V6	59	PC1200LMJT		4
1997-1994	4.0 Liters 4016 CC V6	65	65-PC1750T		
<b>Mazda Cosmo</b>					
1978-1976	1.3 Liters 1308 CC R2	24	34-PC1500T	Yes	1
<b>Mazda CX-7</b>					
2010	2.5 Liters 2488 CC 152 CID L4	35	35-PC1400T		
2010-2007	2.3 Liters 2260 CC L4	35	35-PC1400T		
<b>Mazda CX-9</b>					
2010-2008	3.7 Liters 3726 CC 227 CID V6	24F	34R-PC1500T	Yes	1
2008-2007	3.5 Liters 3496 CC 213 CID V6	24F	34R-PC1500T	Yes	1

1. Installation requires optional height adapter. Additional cable may be required.
2. Installation requires battery to be placed on its side to dimensionally fit. Vehicle battery restraint(s) may require modification.
3. Installation requires reverse mounting orientation for correct terminal polarity
4. Vehicle battery restraint(s) may require modification.
5. Installation requires additional interbattery cables for parallel connections.
6. If vehicle as Intelligent Key option, then use 34R-PC1500T with the optional height adapter. Additional cable may be required.
7. If vehicle as Intelligent key option, then use 35-PC1400T

Year, Make & Model	Engine, Liter & Options	BCI Group Size	ODYSSEY® Battery Model	Height Adapter	Notes
<b>Mazda GLC</b>					
1985-1981	1.5 Liters 1490 CC L4 FWD ex. California	21R	PC1200MJT		4
1985-1981	1.5 Liters 1490 CC L4 California	25	25-PC1400T		
1985-1981	1.5 Liters 1490 CC L4 Optional	35	35-PC1400T		
1983	1.5 Liters 1490 CC L4 RWD & Wagon	21	PC1200LMJT		4
1983	1.5 Liters 1490 CC L4 RWD, Wagon, Optional	25	25-PC1400T		
1982-1981	1.5 Liters 1490 CC L4 RWD	24	34-PC1500T	Yes	1
1980-1979	1.4 Liters 1415 CC L4	24	34-PC1500T	Yes	1
1978-1977	1.3 Liters 1272 CC L4	24	34-PC1500T	Yes	1
<b>Mazda Miata</b>					
2005-1999	1.8 Liters 1839 CC L4	46A24L	PC925MJT		2
1997-1994	1.8 Liters 1839 CC L4	46A24L	PC925MJT		2
1993-1990	1.6 Liters 1597 CC L4	46A24L	PC925MJT		2
<b>Mazda Millenia</b>					
2002-2001	2.5 Liters 2497 CC V6 Optional	24F	34R-PC1500T	Yes	1
2002-1995	2.5 Liters 2497 CC V6	35	35-PC1400T		
2002-1995	2.3 Liters 2254 CC V6	35	35-PC1400T		
2002-1995	2.3 Liters 2254 CC V6 Optional	24F	34R-PC1500T	Yes	1
2000-1995	2.5 Liters 2497 CC V6 Optional	35	35-PC1400T		
<b>Mazda Mizer</b>					
1977-1976	1.3 Liters 1272 CC L4	24	34-PC1500T	Yes	1
<b>Mazda MVP</b>					
2006-2002	3.0 Liters 183 CID V6	35	35-PC1400T		
2006	3.0 Liters 183 CID V6 Optional	24F	34R-PC1500T	Yes	1
2004-2002	3.0 Liters 183 CID V6 Optional	24F	34R-PC1500T	Yes	1
2001-2000	2.5 Liters 2497 CC V6	35	35-PC1400T		
2001-2000	2.5 Liters 2497 CC V6 Optional	24F	34R-PC1500T	Yes	1
1998-1996	3.0 Liters 2954 CC V6 U.S.	35	35-PC1400T		
1998-1996	3.0 Liters 2954 CC V6 Canada & Optional	24F	34R-PC1500T	Yes	1
1995-1993	3.0 Liters 2954 CC V6 2WD	21R	PC1200MJT		4
1995-1993	3.0 Liters 2954 CC V6 4WD	24F	34R-PC1500T	Yes	1
1995-1993	3.0 Liters 2954 CC V6 Optional	24F	34R-PC1500T	Yes	1
1994-1993	2.6 Liters 2606 CC L4 2WD	21R	PC1200MJT		4
1994-1993	2.6 Liters 2606 CC L4 4WD	24F	34R-PC1500T	Yes	1
1994-1993	2.6 Liters 2606 CC L4 Optional	24F	34R-PC1500T	Yes	1
1992-1989	3.0 Liters 2954 CC V6 U.S.	21R	PC1200MJT		4
1992-1989	3.0 Liters 2954 CC V6 Canada & Optional	24F	34R-PC1500T	Yes	1
1992-1989	2.6 Liters 2606 CC L4 U.S.	21R	PC1200MJT		4
1992-1989	2.6 Liters 2606 CC L4 Canada & Optional	24F	34R-PC1500T	Yes	1
<b>Mazda MX-3</b>					
1996-1995	1.6 Liters 1597 CC L4	21R	PC1200MJT		4
1995	1.6 Liters 1597 CC L4 Optional	35	35-PC1400T		
1994	1.8 Liters 1845 CC V6 ex. California	35	35-PC1400T		
1994	1.8 Liters 1845 CC V6 California	21R	PC1200MJT		4

Year, Make & Model	Engine, Liter & Options	BCI Group Size	ODYSSEY® Battery Model	Height Adapter	Notes
<b>Mazda MX-3 (ctd)</b>					
1994-1992	1.6 Liters 1597 CC L4 AT & Optional	35	35-PC1400T		
1994-1992	1.6 Liters 1597 CC L4 MT	21R	PC1200MJT		4
1993-1992	1.8 Liters 1845 CC V6	35	35-PC1400T		
<b>Mazda MX-5 Miata</b>					
2010-2006	2.0 Liters 2000 CC L4	51R	PC925MJT		2
<b>Mazda MX-6</b>					
1997-1993	2.5 Liters 2497 CC V6	58R	PC1200MJT		4
1997-1993	2.0 Liters 1991 CC L4	58R	PC1200MJT		4
1992-1991	2.2 Liters 2184 CC L4 Cold Climate	35	35-PC1400T		
1992-1988	2.2 Liters 2184 CC L4	21R	PC1200MJT		4
<b>Mazda Navajo</b>					
1994-1991	4.0 Liters 4016 CC V6	65	65-PC1750T		
<b>Mazda Protégé</b>					
2003-2001	2.0 Liters 2000 CC L4 Optional	35	35-PC1400T		
2003-2001	2.0 Liters 2000 CC L4	21R	PC1200MJT		4
2001	1.6 Liters 1589 CC L4	21R	PC1200MJT		4
2001-1999	1.6 Liters 1589 CC L4 Optional	35	35-PC1400T		
2000-1999	1.8 Liters 1839 CC L4	35	35-PC1400T		
1999	1.6 Liters 1589 CC L4	21R	PC1200MJT		4
1998-1995	1.8 Liters 1839 CC L4	21R	PC1200MJT		4
1998-1995	1.5 Liters 1489 CC L4 Optional	35	35-PC1400T		
1998-1995	1.5 Liters 1489 CC L4	21R	PC1200MJT		4
1994-1992	1.8 Liters 1839 CC L4	35	35-PC1400T		
1991-1990	1.8 Liters 1839 CC L4 ex. California	35	35-PC1400T		
1991-1990	1.8 Liters 1839 CC L4 Optional	35	35-PC1400T		
1991-1990	1.8 Liters 1839 CC L4	21R	PC1200MJT		4
1991-1990	1.8 Liters 1839 CC L4 California	21R	PC1200MJT		4
<b>Mazda Protégé5</b>					
2003	2.0 Liters 1975 CC L4 Optional	35	35-PC1400T		
2003	2.0 Liters 1975 CC L4	21R	PC1200MJT		4
2002	2.0 Liters 2000 CC L4	21R	PC1200MJT		4
2002	2.0 Liters 2000 CC L4 Optional	35	35-PC1400T		
<b>Mazda R100</b>					
1972-1971	1.1 Liters 1146 CC R2	24	34-PC1500T	Yes	1
<b>Mazda Rotary Pickup</b>					
1977-1974	1.3 Liters 1308 CC R2	24	34-PC1500T	Yes	1
<b>Mazda RX-2</b>					
1974-1971	1.1 Liters 1146 CC R2	24	34-PC1500T	Yes	1
<b>Mazda RX-3</b>					
1978-1972	1.1 Liters 1146 CC R2	24	34-PC1500T	Yes	1
<b>Mazda RX-4</b>					
1978-1974	1.3 Liters 1308 CC R2	24	34-PC1500T	Yes	1
<b>Mazda RX-7</b>					
1995-1994	1.3 Liters 1308 CC R2 MT	35	35-PC1400T		
1995-1994	1.3 Liters 1308 CC R2 AT & Canada	24F	34R-PC1500T	Yes	1
1993	1.3 Liters 1308 CC R2	35	35-PC1400T		
1993	1.3 Liters 1308 CC R2 Optional	24F	34R-PC1500T	Yes	1
1991	1.3 Liters 1308 CC R2 U.S.	35	35-PC1400T		

1. Installation requires optional height adapter. Additional cable may be required.
2. Installation requires battery to be placed on its side to dimensionally fit. Vehicle battery restraint(s) may require modification.
3. Installation requires reverse mounting orientation for correct terminal polarity
4. Vehicle battery restraint(s) may require modification.
5. Installation requires additional interbattery cables for parallel connections.
6. If vehicle as Intelligent Key option, then use 34R-PC1500T with the optional height adapter. Additional cable may be required.
7. If vehicle as Intelligent key option, then use 35-PC1400T

Year, Make & Model	Engine, Liter & Options	BCI Group Size	ODYSSEY® Battery Model	Height Adapter	Notes
<b>Mazda RX-7 (ctd)</b>					
1991-1986	1.3 Liters 1308 CC R2 Canada & Optional	35	35-PC1400T		
1990-1986	1.3 Liters 1308 CC R2 U.S.	21R	PC1200MJT		4
1985-1984	1.3 Liters 1308 CC R2 Optional	35	35-PC1400T		
1985-1984	1.3 Liters 1308 CC R2	21R	PC1200MJT		4
1985-1984	1.1 Liters 1146 CC R2 Optional	35	35-PC1400T		
1985-1984	1.1 Liters 1146 CC R2	21R	PC1200MJT		4
1983	1.1 Liters 1146 CC R2 California	21	PC1200LMJT		4
1983	1.1 Liters 1146 CC R2 Canada	25	25-PC1400T		
1983	1.1 Liters 1146 CC R2 Fed. w/AT	25	25-PC1400T		
1982-1981	1.1 Liters 1146 CC R2 Canada & Optional	24	34-PC1500T	Yes	1
1982-1981	1.1 Liters 1146 CC R2 Fed, MT, California	24	34-PC1500T	Yes	1
1982-1981	1.1 Liters 1146 CC R2 Fed. w/AT	24	34-PC1500T	Yes	1
1980-1979	1.1 Liters 1146 CC R2	24	34-PC1500T	Yes	1
<b>Mazda RX-8</b>					
2010-2006	1.3 Liters 1308 CC R2	35	35-PC1400T		
2005-2004	1.3 Liters 1308 CC R2 AT	35	35-PC1400T		
2005-2004	1.3 Liters 1308 CC R2 Optional	24F	34R-PC1500T	Yes	1
2005-2004	1.3 Liters 1308 CC R2 MT	26R	PC1200MJT		4
<b>Mazda Tribute</b>					
2010-2009	2.5 Liters 2488 CC 152 CID L4 Gas	40R	PC1200MJT		4
2010-2009	2.5 Liters 2488 CC 152 CID L4 Hybrid	96R	PC1200MJT		4
2010-2008	3.0 Liters 183 CID V6	40R	PC1200MJT		4
2009	2.5 Liters 2488 CC 152 CID L4 ex. Hybrid	40R	PC1200MJT		4
2008	2.3 Liters 140 CID L4 Gas	40R	PC1200MJT		4
2008	2.3 Liters 140 CID L4 ex. Hybrid	40R	PC1200MJT		4
2008	2.3 Liters 140 CID L4 Hybrid	96R	PC1200MJT		4
2006-2004	3.0 Liters 183 CID V6	40R	PC1200MJT		4
2006-2005	2.3 Liters 140 CID L4	40R	PC1200MJT		4
2004-2001	2.0 Liters 1991 CC L4	96R	PC1200MJT		4
2003-2001	3.0 Liters 2954 CC V6	40R	PC1200MJT		4
<b>Mercedes-Benz 180</b>					
1963-1960	1.9 Liters 116 CID L4	27F	34R-PC1500T	Yes	1
<b>Mercedes-Benz 180C</b>					
1963	1.9 Liters 116 CID L4	28SM	N/A		
<b>Mercedes-Benz 180D</b>					
1963	2.0 Liters 121 CID L4	24F	34R-PC1500T	Yes	1
1962-1960	1.8 Liters 108 CID L4	24F	34R-PC1500T	Yes	1
<b>Mercedes-Benz 190B</b>					
1962-1960	1.9 Liters 116 CID L4	27F	34R-PC1500T	Yes	1
<b>Mercedes-Benz 190C</b>					
1965-1963	1.9 Liters 116 CID L4	27F	34R-PC1500T	Yes	1
<b>Mercedes-Benz 190D</b>					
1989-1986	2.5 Liters 2497 CC L5	49	PC1350		4
1985-1984	2.2 Liters 2197 CC L4	48	PC1220		4

Year, Make & Model	Engine, Liter & Options	BCI Group Size	ODYSSEY® Battery Model	Height Adapter	Notes
<b>Mercedes-Benz 190DB</b>					
1962-1960	1.8 Liters 108 CID L4	24F	34R-PC1500T	Yes	1
<b>Mercedes-Benz 190DC</b>					
1965-1963	2.0 Liters 121 CID L4	24F	34R-PC1500T	Yes	1
<b>Mercedes-Benz 190E</b>					
1993-1988	2.6 Liters 2599 CC L6	48	PC1220		4
1993-1991	2.3 Liters 2299 CC L4	48	PC1220		4
1988	2.3 Liters 2299 CC L4	48	PC1220		4
1987	2.6 Liters 2599 CC L6	47	PC1220		4
1987-1984	2.3 Liters 2299 CC L4	47	PC1200MJT		4
<b>Mercedes-Benz 190SL</b>					
1963-1960	1.9 Liters 116 CID L4	27F	34R-PC1500T	Yes	1
<b>Mercedes-Benz 200</b>					
1967-1966	2.0 Liters 121 CID L4	27F	34R-PC1500T	Yes	1
<b>Mercedes-Benz 200D</b>					
1968	2.0 Liters 121 CID L4	41	PC1200MJT		4
1967-1966	2.0 Liters 121 CID L4	27F	34R-PC1500T	Yes	1
<b>Mercedes-Benz 220</b>					
1972-1970	2.2 Liters 2197 CC L4	47	PC1200MJT		4
1965-1960	2.2 Liters 134 CID L6	24F	34R-PC1500T	Yes	1
1973	2.2 Liters 2197 CC L4	48	PC1220		4
1969	2.2 Liters 2197 CC L4	24F	34R-PC1500T	Yes	1
1968	2.2 Liters 2197 CC L4	41	PC1200MJT		4
<b>Mercedes-Benz 220D</b>					
1973-1972	2.2 Liters 2197 CC L4	49	PC1350		4
1971-1969	2.2 Liters 2197 CC L4	24F	34R-PC1500T	Yes	1
1968	2.2 Liters 2197 CC L4	41	PC1200MJT		4
<b>Mercedes-Benz 220S</b>					
1965-1963	2.2 Liters 134 CID L6	24F	34R-PC1500T	Yes	1
1962-1961	2.2 Liters 134 CID L6	27F	34R-PC1500T	Yes	1
1960	2.2 Liters 134 CID L6	24F	34R-PC1500T	Yes	1
<b>Mercedes-Benz 220SE</b>					
1966-1964	2.2 Liters 134 CID L6	27F	34R-PC1500T	Yes	1
1962-1960	2.2 Liters 134 CID L6	27F	34R-PC1500T	Yes	1
1963	2.2 Liters 134 CID L6	24F	34R-PC1500T	Yes	1
<b>Mercedes-Benz 230</b>					
1978	2.3 Liters 2307 CC L4	43	PC1700MJT		4
1977-1974	2.3 Liters 2307 CC L4	48	PC1220		4
1969	2.3 Liters 2306 CC 141 CID L6	48	PC1220		4
1968	2.3 Liters 2306 CC 141 CID L6	41	PC1200MJT		4
1967-1966	2.3 Liters 2306 CC 141 CID L6	24F	34R-PC1500T	Yes	1
<b>Mercedes-Benz 230S</b>					
1967-1966	2.3 Liters 2306 CC 141 CID L6	24F	34R-PC1500T	Yes	1
<b>Mercedes-Benz 230SL</b>					
1966-1963	2.3 Liters 2306 CC 141 CID L6	24F	34R-PC1500T	Yes	1
<b>Mercedes-Benz 240D</b>					
1983-1980	2.4 Liters 2404 CC L4	49	PC1350		4
1977-1974	2.4 Liters 2404 CC L4	49	PC1350		4
<b>Mercedes-Benz 250</b>					
1972-1971	2.8 Liters 2778 CC L6	48	PC1220		4
1970-1969	2.5 Liters 2496 CC 152 CID L6	48	PC1220		4
1968	2.5 Liters 2496 CC 152 CID L6	41	PC1200MJT		4
<b>Mercedes-Benz 250C</b>					
1972-1970	2.8 Liters 2778 CC L6	48	PC1220		4

1. Installation requires optional height adapter. Additional cable may be required.
2. Installation requires battery to be placed on its side to dimensionally fit. Vehicle battery restraint(s) may require modification.
3. Installation requires reverse mounting orientation for correct terminal polarity
4. Vehicle battery restraint(s) may require modification.
5. Installation requires additional interbattery cables for parallel connections.
6. If vehicle as Intelligent Key option, then use 34R-PC1500T with the optional height adapter. Additional cable may be required.
7. If vehicle as Intelligent key option, then use 35-PC1400T



Year, Make & Model	Engine, Liter & Options	BCI Group Size	ODYSSEY® Battery Model	Height Adapter	Notes
<b>Mercedes-Benz 250S</b>					
1966	2.5 Liters 2496 CC 152 CID L6	24F	34R-PC1500T	Yes	1
<b>Mercedes-Benz 250SE</b>					
1967	2.5 Liters 2496 CC 152 CID L6	41	PC1200MJT		4
<b>Mercedes-Benz 250SL</b>					
1967	2.5 Liters 2496 CC 152 CID L6	24F	34R-PC1500T	Yes	1
<b>Mercedes-Benz 260E</b>					
1989-1988	2.6 Liters 2599 CC L6	48	PC1220		4
1987	2.6 Liters 2599 CC L6	47	PC1200MJT		4
<b>Mercedes-Benz 280</b>					
1976-1973	2.8 Liters 2746 CC L6	48	PC1220		4
<b>Mercedes-Benz 280C</b>					
1976-1973	2.8 Liters 2746 CC L6	48	PC1220		4
<b>Mercedes-Benz 280CE</b>					
1981	2.8 Liters 2778 CC L6	47	PC1200MJT		4
1980-1978	2.8 Liters 2746 CC L6	47	PC1200MJT		4
<b>Mercedes-Benz 280E</b>					
1981	2.8 Liters 2778 CC L6	47	PC1200MJT		4
1980-1977	2.8 Liters 2746 CC L6	47	PC1200MJT		4
<b>Mercedes-Benz 280S</b>					
1976-1975	2.8 Liters 2746 CC L6	47	PC1200MJT		4
1971-1969	2.8 Liters 2778 CC L6	48	PC1220		4
1968	2.8 Liters 2778 CC L6	41	PC1200MJT		4
<b>Mercedes-Benz 280SE</b>					
1980-1977	2.8 Liters 2746 CC L6	47	PC1200MJT		4
1973-1972	4.5 Liters 4520 CC V8	49	PC1350		4
1972-1969	2.8 Liters 2778 CC L6	48	PC1220		4
1970	3.5 Liters 3504 CC V8	48	PC1220		4
1968	2.8 Liters 2778 CC L6	41	PC1200MJT		4
<b>Mercedes-Benz 280SEL</b>					
1973	4.5 Liters 4520 CC V8	49	PC1350		4
1972	4.5 Liters 4520 CC V8	48	PC1220		4
1971-1969	2.8 Liters 2778 CC L6	48	PC1220		4
1968	2.8 Liters 2778 CC L6	41	PC1200MJT		4
<b>Mercedes-Benz 280SL</b>					
1971-1969	2.8 Liters 2778 CC L6	48	PC1220		4
1968	2.8 Liters 2778 CC L6	41	PC1200MJT		4
<b>Mercedes-Benz 300</b>					
1962-1960	3.0 Liters 183 CID L6	29HR	N/A		
<b>Mercedes-Benz 300CD</b>					
1985-1983	3.0 Liters 2998 CC L5	49	PC1350		4
1982-1978	3.0 Liters 3005 CC L5	49	PC1350		4
<b>Mercedes-Benz 300CE</b>					
1993	3.2 Liters 3199 CC L6	48	PC1220		4
1992-1988	3.0 Liters 2962 CC L6	48	PC1220		4
<b>Mercedes-Benz 300D</b>					
1993-1990	2.5 Liters 2497 CC L5	49	PC1350		4
1987	3.0 Liters 2998 CC L6	49	PC1350		4
1985-1983	3.0 Liters 2998 CC L5	49	PC1350		4
1982-1975	3.0 Liters 3005 CC L5	49	PC1350		4
<b>Mercedes-Benz 300E</b>					
1993	3.2 Liters 3199 CC L6	48	PC1220		4
1993-1986	3.0 Liters 2962 CC L6	48	PC1220		4
1993	2.8 Liters 2799 CC L6	48	PC1220		4
1992-1990	2.6 Liters 2599 CC L6	48	PC1220		4

Year, Make & Model	Engine, Liter & Options	BCI Group Size	ODYSSEY® Battery Model	Height Adapter	Notes
<b>Mercedes-Benz 300SD</b>					
1993-1992	3.4 Liters 3449 CC L6	49	PC1350		4
1985-1983	3.0 Liters 2998 CC L5	49	PC1350		4
1982-1978	3.0 Liters 3005 CC L5	49	PC1350		4
<b>Mercedes-Benz 300SDL</b>					
1987-1986	3.0 Liters 2998 CC L6 Diesel	49	PC1350		4
<b>Mercedes-Benz 300SE</b>					
1993-1992	3.2 Liters 3199 CC L6	49	PC1350		4
1991-1990	3.0 Liters 2962 CC L6	49	PC1350		4
1989-1988	3.0 Liters 2962 CC L6	48	PC1220		4
1966	3.0 Liters 183 CID L6	24F	34R-PC1500T	Yes	1
1965	3.0 Liters 183 CID L6	29HF	N/A		
1964-1962	3.0 Liters 183 CID L6	27F	34R-PC1500T	Yes	1
1961	3.0 Liters 183 CID L6	29HR	N/A		
1960	3.0 Liters 183 CID L6	27F	34R-PC1500T	Yes	1
<b>Mercedes-Benz 300SEL</b>					
1991-1990	3.0 Liters 2962 CC L6	49	PC1350		4
1989-1988	3.0 Liters 2962 CC L6	48	PC1220		4
1973-1972	4.5 Liters 4520 CC V8	49	PC1350		4
1971-1970	6.3 Liters 6329 CC 386 CID V8	41	PC1200MJT		4
1968	2.8 Liters 2778 CC L6	41	PC1200MJT		4
1965	3.0 Liters 183 CID L6	29HF	N/A		
1964-1963	3.0 Liters 183 CID L6	27F	34R-PC1500T	Yes	1
<b>Mercedes-Benz 300SL</b>					
1993-1990	3.0 Liters 2962 CC L6	49	PC1350		4
1962	3.0 Liters 183 CID L6	27F	34R-PC1500T	Yes	1
1961	3.0 Liters 183 CID L6	29HR	N/A		
1960	3.0 Liters 183 CID L6	27F	34R-PC1500T	Yes	1
<b>Mercedes-Benz 300TD</b>					
1987	3.0 Liters 2998 CC L6 Diesel	49	PC1350		4
1985-1983	3.0 Liters 2998 CC L5 Diesel	49	PC1350		4
1982-1981	3.0 Liters 3005 CC L5 Diesel	49	PC1350		4
1980-1979	3.0 Liters 3005 CC L5	49	PC1350		4
<b>Mercedes-Benz 300TE</b>					
1993	3.2 Liters 3199 CC L6	48	PC1220		4
1993-1988	3.0 Liters 2962 CC L6	48	PC1220		4
<b>Mercedes-Benz 350SD</b>					
1991	3.4 Liters 3449 CC L6 Diesel	49	PC1350		4
<b>Mercedes-Benz 350SDL</b>					
1991-1990	3.4 Liters 3449 CC L6 Diesel	49	PC1350		4
<b>Mercedes-Benz 350SL</b>					
1972	4.5 Liters 4520 CC V8	48	PC1220		4
<b>Mercedes-Benz 380SE</b>					
1985-1984	3.8 Liters 3839 CC V8	48	PC1220		4
<b>Mercedes-Benz 380SEC</b>					
1983-1982	3.8 Liters 3839 CC V8	48	PC1220		4
<b>Mercedes-Benz 380SEL</b>					
1983-1981	3.8 Liters 3839 CC V8	48	PC1220		4
<b>Mercedes-Benz 380SL</b>					
1985-1981	3.8 Liters 3839 CC V8	49	PC1350		4
<b>Mercedes-Benz 380SLC</b>					
1981	3.8 Liters 3839 CC V8	49	PC1350		4
<b>Mercedes-Benz 400E</b>					
1993-1992	4.2 Liters 4196 CC V8	49	PC1350		4

1. Installation requires optional height adapter. Additional cable may be required.
2. Installation requires battery to be placed on its side to dimensionally fit. Vehicle battery restraint(s) may require modification.
3. Installation requires reverse mounting orientation for correct terminal polarity.
4. Vehicle battery restraint(s) may require modification.
5. Installation requires additional interbattery cables for parallel connections.
6. If vehicle as Intelligent Key option, then use 34R-PC1500T with the optional height adapter. Additional cable may be required.
7. If vehicle as Intelligent key option, then use 35-PC1400T

Year, Make & Model	Engine, Liter & Options	BCI Group Size	ODYSSEY® Battery Model	Height Adapter	Notes
<b>Mercedes-Benz 400SE</b>					
1992	4.2 Liters 4196 CC V8	49	PC1350		4
<b>Mercedes-Benz 400SEL</b>					
1993	4.2 Liters 4196 CC V8	49	PC1350		4
<b>Mercedes-Benz 420SEL</b>					
1991-1988	4.2 Liters 4196 CC V8	49	PC1350		4
1987-1986	4.2 Liters 4196 CC V8	48	PC1220		4
<b>Mercedes-Benz 450SE</b>					
1976-1973	4.5 Liters 4520 CC V8	49	PC1350		4
<b>Mercedes-Benz 450SEL</b>					
1980-1977	4.5 Liters 4520 CC V8	48	PC1220		4
1979-1977	6.8 Liters 6835 CC V8	48	PC1220		4
1976-1973	4.5 Liters 4520 CC V8	49	PC1350		4
<b>Mercedes-Benz 450SL</b>					
1980-1973	4.5 Liters 4520 CC V8	49	PC1350		4
<b>Mercedes-Benz 450SLC</b>					
1980-1973	4.5 Liters 4520 CC V8	49	PC1350		4
<b>Mercedes-Benz 500E</b>					
1993-1992	5.0 Liters 4973 CC V8	49	PC1350		4
<b>Mercedes-Benz 500SEC</b>					
1993	5.0 Liters 4973 CC V8	49	PC1350		4
1985-1984	5.0 Liters 4973 CC V8	48	PC1220		4
<b>Mercedes-Benz 500SEL</b>					
1993-1992	5.0 Liters 4973 CC V8	49	PC1350		4
1985-1984	5.0 Liters 4973 CC V8	48	PC1220		4
<b>Mercedes-Benz 500SL</b>					
1993-1990	5.0 Liters 4973 CC V8	49	PC1350		4
<b>Mercedes-Benz 560SEC</b>					
1991-1986	5.6 Liters 5547 CC V8	49	PC1350		4
<b>Mercedes-Benz 560SEL</b>					
1991-1986	5.6 Liters 5547 CC V8	49	PC1350		4
<b>Mercedes-Benz 560SL</b>					
1989-1986	5.6 Liters 5547 CC V8	49	PC1350		4
<b>Mercedes-Benz 600</b>					
1968-1967	6.3 Liters 6329 CC 386 CID V8	41	PC1200MJT		4
<b>Mercedes-Benz 600SEC</b>					
1993	6.0 Liters 5987 CC V12	49	PC1350		4
<b>Mercedes-Benz 600SEL</b>					
1993-1992	6.0 Liters 5987 CC V12	49	PC1350		4
<b>Mercedes-Benz 600SL</b>					
1993	6.0 Liters 5987 CC V12	49	PC1350		4
<b>Mercedes-Benz B200</b>					
2010-2006	2.0 Liters 2034 CC L4	48	PC1220		4
<b>Mercedes-Benz C220</b>					
1996-1994	2.2 Liters 2199 CC L4	49	PC1350		4
<b>Mercedes-Benz C230</b>					
2009	2.5 Liters 2496 CC V6	48	PC1220		4
2006	2.5 Liters 2496 CC V6	49	PC1350		4
2005-2003	1.8 Liters 1796 CC L4	49	PC1350		4
2002	2.3 Liters 2295 CC L4	49	PC1350		4
2000-1997	2.3 Liters 2295 CC L4	49	PC1350		4
<b>Mercedes-Benz C240</b>					
2005-2001	2.6 Liters 2597 CC V6	49	PC1350		4

Year, Make & Model	Engine, Liter & Options	BCI Group Size	ODYSSEY® Battery Model	Height Adapter	Notes
<b>Mercedes-Benz C280</b>					
2007-2006	3.0 Liters 2996 CC V6	49	PC1350		4
2000-1994	2.8 Liters 2799 CC V6	49	PC1350		4
<b>Mercedes-Benz C300</b>					
2010-2008	3.0 Liters 2996 CC V6	94R	PC1220		4
<b>Mercedes-Benz C32 AMG</b>					
2004-2002	3.2 Liters 3199 CC V6	49	PC1350		4
<b>Mercedes-Benz C320</b>					
2005-2001	3.2 Liters 3199 CC V6	49	PC1350		4
<b>Mercedes-Benz C350</b>					
2010-2008	3.5 Liters 3498 CC V6	94R	PC1220		4
2007-2006	3.5 Liters 3498 CC V6	49	PC1350		4
<b>Mercedes-Benz C36AMG</b>					
1997-1995	3.6 Liters 3606 CC L6	49	PC1350		4
<b>Mercedes-Benz C43 AMG</b>					
2000-1998	4.3 Liters 4266 CC V8	49	PC1350		4
<b>Mercedes-Benz C55 AMG</b>					
2006-2005	5.5 Liters 5439 CC 335 CID V8	49	PC1350		4
<b>Mercedes-Benz C63 AMG</b>					
2010-2008	6.3 Liters 6208 CC V8	49	PC1350		4
<b>Mercedes-Benz CL500</b>					
2006	5.0 Liters 4966 CC V8	49	PC1350		4
2005-1998	5.0 Liters 4973 CC V8	49	PC1350		4
<b>Mercedes-Benz CL55 AMG</b>					
2006-2001	5.5 Liters 5439 CC 335 CID V8	49	PC1350		4
<b>Mercedes-Benz CL550</b>					
2010-2007	5.5 Liters 5461 CC V8	49	PC1350		4
<b>Mercedes-Benz CL600</b>					
2010-2003	5.5 Liters 5513 CC V12	49	PC1350		4
2002-2001	5.8 Liters 5786 CC V12	49	PC1350		4
1999-1998	6.0 Liters 5987 CC V12	49	PC1350		4
<b>Mercedes-Benz CL63 AMG</b>					
2010-2008	6.3 Liters 6208 CC V8	49	PC1350		4
<b>Mercedes-Benz CL65 AMG</b>					
2010-2008	6.0 Liters 5980 CC V12	49	PC1350		4
2006-2005	6.0 Liters 5980 CC V12	49	PC1350		4
<b>Mercedes-Benz CLK320</b>					
2005-1998	3.2 Liters 3199 CC V6	49	PC1350		4
<b>Mercedes-Benz CLK350</b>					
2009	3.5 Liters 3498 CC V6	49	PC1350		4
2008	3.5 Liters 3498 CC V6	48	PC1220		4
2007-2006	3.5 Liters 3498 CC V6	49	PC1350		4
<b>Mercedes-Benz CLK430</b>					
2003-1999	4.3 Liters 4266 CC V8	49	PC1350		4
<b>Mercedes-Benz CLK500</b>					
2006	5.0 Liters 4966 CC V8	49	PC1350		4
2005-2003	5.0 Liters 4973 CC V8	49	PC1350		4
<b>Mercedes-Benz CLK55 AMG</b>					
2006-2001	5.5 Liters 5439 CC 335 CID V8	49	PC1350		4
<b>Mercedes-Benz CLK550</b>					
2009	5.5 Liters 5461 CC V8	49	PC1350		4
2008	5.5 Liters 5461 CC V8	48	PC1220		4
2007	5.5 Liters 5461 CC V8	49	PC1350		4

1. Installation requires optional height adapter. Additional cable may be required.
2. Installation requires battery to be placed on its side to dimensionally fit. Vehicle battery restraint(s) may require modification.
3. Installation requires reverse mounting orientation for correct terminal polarity
4. Vehicle battery restraint(s) may require modification.
5. Installation requires additional interbattery cables for parallel connections.
6. If vehicle as Intelligent Key option, then use 34R-PC1500T with the optional height adapter. Additional cable may be required.
7. If vehicle as Intelligent key option, then use 35-PC1400T

Year, Make & Model	Engine, Liter & Options	BCI Group Size	ODYSSEY® Battery Model	Height Adapter	Notes
<b>Mercedes-Benz CLK63 AMG</b>					
2009	6.3 Liters 6208 CC V8	49	PC1350		4
2008	6.3 Liters 6208 CC V8	48	PC1220		4
2007	6.3 Liters 6208 CC V8	49	PC1350		4
<b>Mercedes-Benz CLS500</b>					
2006	5.0 Liters 4966 CC V8	49	PC1350		4
<b>Mercedes-Benz CLS55 AMG</b>					
2006	5.5 Liters 5439 CC 335 CID V8	49	PC1350		4
<b>Mercedes-Benz CLS550</b>					
2010-2007	5.5 Liters 5461 CC V8	49	PC1350		4
<b>Mercedes-Benz CLS63 AMG</b>					
2010-2007	6.3 Liters 6208 CC V8	49	PC1350		4
<b>Mercedes-Benz E300</b>					
2009	3.0 Liters 2996 CC V6	49	PC1350		4
1999-1995	3.0 Liters 2996 CC L6 Diesel	49	PC1350		4
<b>Mercedes-Benz E320</b>					
2009-2008	3.0 Liters 2987 CC V6 Diesel	49	PC1350		4
2006-2005	3.2 Liters 3222 CC L6	49	PC1350		4
2005-1999	3.2 Liters 3199 CC V6	49	PC1350		4
2001	3.2 Liters 3199 CC V6 Wagon	49	PC1350		4
1998-1995	3.2 Liters 3199 CC L6	48	PC1220		4
1994	3.2 Liters 3199 CC L6 ex. Cabriolet	48	PC1220		4
<b>Mercedes-Benz E350</b>					
2010-2006	3.5 Liters 3498 CC V6	49	PC1350		4
<b>Mercedes-Benz E420</b>					
1997	4.2 Liters 4196 CC V8	48	PC1220		4
1995-1994	4.2 Liters 4196 CC V8	49	PC1350		4
<b>Mercedes-Benz E430</b>					
2002-1998	4.3 Liters 4266 CC V8	49	PC1350		4
2001	4.3 Liters 4266 CC V8 Wagon	49	PC1350		4
<b>Mercedes-Benz E500</b>					
2006	5.0 Liters 4966 CC V8	49	PC1350		4
2005-2003	5.0 Liters 4973 CC V8	49	PC1350		4
1994	5.0 Liters 4973 CC V8	49	PC1350		4
<b>Mercedes-Benz E55 AMG</b>					
2006-1999	5.5 Liters 5439 CC 335 CID V8	49	PC1350		4
<b>Mercedes-Benz E550</b>					
2010-2007	5.5 Liters 5461 CC V8	49	PC1350		4
<b>Mercedes-Benz E63 AMG</b>					
2010-2007	6.3 Liters 6208 CC V8	49	PC1350		4
<b>Mercedes-Benz G500</b>					
2008	5.0 Liters 4966 CC V8	49	PC1350		4
2006	5.0 Liters 4966 CC V8	49	PC1350		4
2005	5.0 Liters 4973 CC V8	49	PC1350		4
2004-2002	5.0 Liters 4966 CC V8	49	PC1350		4
<b>Mercedes-Benz G55 AMG</b>					
2010-2003	5.5 Liters 5439 CC 335 CID V8	49	PC1350		4
2003	5.5 Liters 5439 CC 335 CID V8 Optional	49	PC1350		4
<b>Mercedes-Benz G550</b>					
2010-2009	5.5 Liters 5461 CC V8	49	PC1350		4
<b>Mercedes-Benz GL320</b>					
2009-2007	3.0 Liters 2987 CC V6	49	PC1350		4

Year, Make & Model	Engine, Liter & Options	BCI Group Size	ODYSSEY® Battery Model	Height Adapter	Notes
<b>Mercedes-Benz GL350</b>					
2010	3.0 Liters 2987 CC V6	49	PC1350		4
<b>Mercedes-Benz GL450</b>					
2010-2008	4.6 Liters 4663 CC V8	49	PC1350		4
2007	4.7 Liters 4663 CC V8	49	PC1350		4
<b>Mercedes-Benz GL550</b>					
2010-2008	5.5 Liters 5461 CC V8	49	PC1350		4
<b>Mercedes-Benz GLK350</b>					
2010	3.5 Liters 3498 CC V6	48	PC1220		4
<b>Mercedes-Benz ML320</b>					
2009-2008	3.0 Liters 2987 CC V6 Diesel	49	PC1350		4
2003-1998	3.2 Liters 3199 CC V6	49	PC1350		4
<b>Mercedes-Benz ML350</b>					
2010-2006	3.5 Liters 3498 CC V6	49	PC1350		4
2005-2003	3.7 Liters 3699 CC V6	49	PC1350		4
2010	3.0 Liters 2987 CC V6	49	PC1350		4
<b>Mercedes-Benz ML430</b>					
2001-1999	4.3 Liters 4266 CC V8	49	PC1350		4
<b>Mercedes-Benz ML450</b>					
2010	3.5 Liters 3498 CC V6	49	PC1350		4
<b>Mercedes-Benz ML500</b>					
2007	5.0 Liters 4973 CC V8	49	PC1350		4
2006	5.0 Liters 4966 CC V8	49	PC1350		4
2005-2002	5.0 Liters 4973 CC V8	49	PC1350		4
<b>Mercedes-Benz ML55 AMG</b>					
2003-2000	5.5 Liters 5439 CC 335 CID V8	49	PC1350		4
<b>Mercedes-Benz ML550</b>					
2010-2008	5.5 Liters 5461 CC V8	49	PC1350		4
<b>Mercedes-Benz ML63 AMG</b>					
2010-2007	6.3 Liters 6208 CC V8	49	PC1350		4
<b>Mercedes-Benz R320</b>					
2009-2007	3.0 Liters 2987 CC V6 Diesel	49	PC1350		4
<b>Mercedes-Benz R350</b>					
2010-2006	3.5 Liters 3498 CC V6	49	PC1350		4
2010	3.0 Liters 2987 CC V6 Diesel	49	PC1350		4
<b>Mercedes-Benz R500</b>					
2007	5.0 Liters 4973 CC V8	49	PC1350		4
2006	5.0 Liters 4966 CC V8	49	PC1350		4
<b>Mercedes-Benz R63 AMG</b>					
2007	6.3 Liters 6208 CC V8	49	PC1350		4
<b>Mercedes-Benz S320</b>					
1999-1994	3.2 Liters 3199 CC L6	49	PC1350		4
<b>Mercedes-Benz S350</b>					
2006	3.7 Liters 3724 CC V6	49	PC1350		4
1995-1994	3.4 Liters 3449 CC L6 Diesel	49	PC1350		4
<b>Mercedes-Benz S400</b>					
2010	3.5 Liters 3498 CC V6	48	PC1220		4
<b>Mercedes-Benz S420</b>					
1999-1994	4.2 Liters 4196 CC V8	49	PC1350		4
<b>Mercedes-Benz S430</b>					
2006-2000	4.3 Liters 4266 CC V8	49	PC1350		4
<b>Mercedes-Benz S450</b>					
2009	4.6 Liters 4663 CC V8	49	PC1350		4

1. Installation requires optional height adapter. Additional cable may be required.
2. Installation requires battery to be placed on its side to dimensionally fit. Vehicle battery restraint(s) may require modification.
3. Installation requires reverse mounting orientation for correct terminal polarity
4. Vehicle battery restraint(s) may require modification.
5. Installation requires additional interbattery cables for parallel connections.
6. If vehicle as Intelligent Key option, then use 34R-PC1500T with the optional height adapter. Additional cable may be required.
7. If vehicle as Intelligent key option, then use 35-PC1400T

Year, Make & Model	Engine, Liter & Options	BCI Group Size	ODYSSEY® Battery Model	Height Adapter	Notes
<b>Mercedes-Benz S500</b>					
2006	5.0 Liters 4966 CC V8	49	PC1350		4
2005-1994	5.0 Liters 4973 CC V8	49	PC1350		4
<b>Mercedes-Benz S55 AMG</b>					
2006-2001	5.5 Liters 5439 CC 335 CID V8	49	PC1350		4
<b>Mercedes-Benz S550</b>					
2010-2007	5.5 Liters 5461 CC V8	49	PC1350		4
<b>Mercedes-Benz S600</b>					
2010-2003	5.5 Liters 5513 CC V12	49	PC1350		4
2002-2001	5.8 Liters 5786 CC V12	49	PC1350		4
1999-1994	6.0 Liters 5987 CC V12	49	PC1350		4
<b>Mercedes-Benz S63 AGM</b>					
2010-2008	6.3 Liters 6208 CC V8	49	PC1350		4
<b>Mercedes-Benz S65 AGM</b>					
2010-2006	6.0 Liters 5980 CC V12	49	PC1350		4
<b>Mercedes-Benz SL320</b>					
1997-1994	3.2 Liters 3199 CC L6	49	PC1350		4
<b>Mercedes-Benz SL500</b>					
2006	5.0 Liters 4966 CC V8	98R	PC1200MJT		4
2005	5.0 Liters 4973 CC V8	49	PC1350		4
2004-2003	5.0 Liters 4973 CC V8	48	PC1220		4
2002-1994	5.0 Liters 4973 CC V8	49	PC1350		4
<b>Mercedes-Benz SL55 AMG</b>					
2008	5.5 Liters 5439 CC 335 CID V8	49	PC1350		4
2007	5.5 Liters 5439 CC 335 CID V8	48	PC1220		4
2006	5.5 Liters 5439 CC 335 CID V8	98R	PC1200MJT		4
2005	5.5 Liters 5439 CC 335 CID V8	49	PC1350		4
2004-2003	5.5 Liters 5439 CC 335 CID V8	48	PC1220		4
<b>Mercedes-Benz SL550</b>					
2009-2007	5.5 Liters 5461 CC V8	48	PC1220		4
<b>Mercedes-Benz SL600</b>					
2009-2007	5.5 Liters 5513 CC V12	48	PC1220		4
2006	5.5 Liters 5513 CC V12	98R	PC1200MJT		4
2005-2004	5.5 Liters 5513 CC V12	49	PC1350		4
2002-1994	6.0 Liters 5987 CC V12	49	PC1350		4
<b>Mercedes-Benz SL63 AMG</b>					
2009	6.3 Liters 6208 CC V8	48	PC1220		4
<b>Mercedes-Benz SL65 AMG</b>					
2009-2007	6.0 Liters 5980 CC V12	48	PC1220		4
2006	6.0 Liters 5980 CC V12	98R	PC1200MJT		4
2005	6.0 Liters 5980 CC V12	49	PC1350		4
<b>Mercedes-Benz SLK230</b>					
2004-2002	2.3 Liters 2295 CC L4	48	PC1220		4
1999-1998	2.3 Liters 2295 CC L4	48	PC1220		4
2001-2000	2.3 Liters 2295 CC L4	49	PC1350		4
<b>Mercedes-Benz SLK280</b>					
2008-2007	3.0 Liters 2996 CC V6	48	PC1220		4
2006	3.0 Liters 2996 CC V6	98R	PC1200MJT		4
<b>Mercedes-Benz SLK300</b>					
2010-2009	3.0 Liters 2996 CC V6	48	PC1220		4
<b>Mercedes-Benz SLK32 AMG</b>					
2004-2002	3.2 Liters 3199 CC V6	48	PC1220		4
<b>Mercedes-Benz SLK320</b>					
2004-2002	3.2 Liters 3199 CC V6	48	PC1220		4
2001	3.2 Liters 3199 CC V6 SLK230	49	PC1350		4

Year, Make & Model	Engine, Liter & Options	BCI Group Size	ODYSSEY® Battery Model	Height Adapter	Notes
<b>Mercedes-Benz SLK350</b>					
2010-2007	3.5 Liters 3498 CC V6	48	PC1220		4
2006	3.5 Liters 3498 CC V6	98R	PC1200MJT		4
2005	3.5 Liters 3498 CC V6	49	PC1350		4
<b>Mercedes-Benz SLK55 AMG</b>					
2010-2007	5.5 Liters 5439 CC 335 CID V8	48	PC1220		4
2006	5.5 Liters 5439 CC 335 CID V8	98R	PC1200MJT		4
2005	5.5 Liters 5439 CC 335 CID V8	49	PC1350		4
<b>Mercedes-Benz SLR McLaren</b>					
2009-2008	5.5 Liters 5439 CC 335 CID V8	98R	PC1200MJT		4
2006	5.5 Liters 5439 CC 335 CID V8	98R	PC1200MJT		4
2005	5.5 Liters 5439 CC 335 CID V8	49	PC1350		4
<b>Mercury Bobcat</b>					
1980-1978	2.3 Liters 140 CID L4	55	PC925MJT		2
1979-1978	2.8 Liters 171 CID V6	55	PC925MJT		2
1977-1975	2.8 Liters 171 CID V6	22F	PC1200MJT		4
1977-1975	2.3 Liters 140 CID L4	22F	PC1200MJT		4
<b>Mercury Breezeway</b>					
1967-1966	7.0 Liters 428 CID V8	27F	34R-PC1500T	Yes	1
1967-1966	6.7 Liters 410 CID V8	27F	34R-PC1500T	Yes	1
1967-1965	7.0 Liters 427 CID V8	27F	34R-PC1500T	Yes	1
1967-1965	6.4 Liters 390 CID V8 MT	22F	PC1200MJT		4
1967-1965	6.4 Liters 390 CID V8 AT	24F	34R-PC1500T	Yes	1
<b>Mercury Brougham</b>					
1967	7.0 Liters 428 CID V8	27F	34R-PC1500T	Yes	1
1967	7.0 Liters 427 CID V8	27F	34R-PC1500T	Yes	1
1967	6.7 Liters 410 CID V8	27F	34R-PC1500T	Yes	1
<b>Mercury Caliente</b>					
1967-1966	6.4 Liters 390 CID V8 MT	22F	PC1200MJT		4
1967-1966	6.4 Liters 390 CID V8 AT	24F	34R-PC1500T	Yes	1
1967-1965	4.7 Liters 289 CID V8	24F	34R-PC1500T	Yes	1
1967-1965	3.3 Liters 200 CID L6	22F	PC1200MJT		4
1965	7.0 Liters 427 CID V8	27F	34R-PC1500T	Yes	1
1964	4.7 Liters 289 CID V8 Optional	27F	34R-PC1500T	Yes	1
1964	4.7 Liters 289 CID V8	29NF	PC925MJT		2
1964	4.3 Liters 260 CID V8 Optional	27F	34R-PC1500T	Yes	1
1964	4.3 Liters 260 CID V8	29NF	PC925MJT		2
1964	3.3 Liters 200 CID L6 Optional	27F	34R-PC1500T	Yes	1
1964	3.3 Liters 200 CID L6	29NF	PC925MJT		2
<b>Mercury Capri</b>					
1994-1991	1.6 Liters 1598 CC 98 CID L4	35	35-PC1400T		
1986-1984	5.0 Liters 302 CID V8	63	PC925MJT		2
1986-1984	3.8 Liters 232 CID V6	62	PC925MJT		2
1986-1984	3.8 Liters 232 CID V6 Optional	63	PC925MJT		2
1986-1984	2.3 Liters 140 CID L4 MT, ex. Turbo, High Alt, or Canada	61	PC925MJT		2
1986-1984	2.3 Liters 140 CID L4 High Alt, AT, Can.	62	PC925MJT		2
1986-1984	2.3 Liters 140 CID L4 Optional	62	PC925MJT		2
1985-1982	5.0 Liters 302 CID V8	61	PC925MJT		2
1984	2.3 Liters 140 CID L4 Turbo & Optional	63	PC925MJT		2
1983	3.8 Liters 232 CID V6	61	PC925MJT		2
1983	2.3 Liters 140 CID L4 MT, U.S., ex. Turbo	61	PC925MJT		2

1. Installation requires optional height adapter. Additional cable may be required.
2. Installation requires battery to be placed on its side to dimensionally fit. Vehicle battery restraint(s) may require modification.
3. Installation requires reverse mounting orientation for correct terminal polarity
4. Vehicle battery restraint(s) may require modification.
5. Installation requires additional interbattery cables for parallel connections.
6. If vehicle as Intelligent Key option, then use 34R-PC1500T with the optional height adapter. Additional cable may be required.
7. If vehicle as Intelligent key option, then use 35-PC1400T



Year, Make & Model	Engine, Liter & Options	BCI Group Size	ODYSSEY® Battery Model	Height Adapter	Notes
<b>Mercury Capri (ctd)</b>					
1983	2.3 Liters 140 CID L4 AT & Canada	62	PC925MJT		2
1983	2.3 Liters 140 CID L4 Turbo	63	PC925MJT		2
1982	5.0 Liters 302 CID V8 Optional	63	PC925MJT		2
1982-1981	4.2 Liters 255 CID V8	61	PC925MJT		2
1982-1981	4.2 Liters 255 CID V8 Optional	63	PC925MJT		2
1982-1981	3.3 Liters 200 CID L6	61	PC925MJT		2
1982-1981	3.3 Liters 200 CID L6 Optional	63	PC925MJT		2
1982	2.3 Liters 140 CID L4	61	PC925MJT		2
1982	2.3 Liters 140 CID L4 Optional	63	PC925MJT		2
1982-1981	2.3 Liters 140 CID L4 MT ex. Turbo	61	PC925MJT		2
1982	2.3 Liters 140 CID L4 AT ex. Turbo	62	PC925MJT		2
1980	4.2 Liters 255 CID V8	55	PC925MJT		2
1981	2.3 Liters 140 CID L4 AT & Optional	63	PC925MJT		2
1980-1979	3.3 Liters 200 CID L6	55	PC925MJT		2
1980-1979	2.3 Liters 140 CID L4	55	PC925MJT		2
1979	5.0 Liters 302 CID V8	55	PC925MJT		2
1979	2.8 Liters 171 CID V6	55	PC925MJT		2
1977-1976	2.8 Liters 171 CID V6	22F	PC1200MJT		4
1977-1976	2.3 Liters 140 CID L4	22F	PC1200MJT		4
1974	2.8 Liters 171 CID V6	42	PC1200MJT		4
1974-1972	2.0 Liters 1989 CC 122 CID L4	42	PC1200MJT		4
1973-1972	2.6 Liters 2606 CC V6	42	PC1200MJT		4
1972	1.6 Liters 1598 CC 98 CID L4	42	PC1200MJT		4
1971	2.0 Liters 1989 CC 122 CID L4	24F	34R-PC1500T	Yes	1
1971-1970	1.6 Liters 1598 CC 98 CID L4	24F	34R-PC1500T	Yes	1
1967-1966	3.3 Liters 200 CID L6	22F	PC1200MJT		4
<b>Mercury Colony Park</b>					
1991	5.0 Liters 302 CID V8	65	65-PC1750T		
1990-1989	5.0 Liters 302 CID V8	58	PC1200LMJT		4
1988	5.0 Liters 302 CID V8	65	65-PC1750T		
1987	5.0 Liters 302 CID V8	64	PC925MJT		2
1974-1973	7.5 Liters 460 CID V8	27F	34R-PC1500T	Yes	1
1974-1973	6.6 Liters 400 CID V8	27F	34R-PC1500T	Yes	1
1973	7.0 Liters 429 CID V8	27F	34R-PC1500T	Yes	1
1973-1971	5.8 Liters 351 CID V8	24F	34R-PC1500T	Yes	1
1972	7.5 Liters 460 CID V8	24F	34R-PC1500T	Yes	1
1972-1971	7.0 Liters 429 CID V8	24F	34R-PC1500T	Yes	1
1972-1971	6.6 Liters 400 CID V8	24F	34R-PC1500T	Yes	1
1970-1969	7.0 Liters 429 CID V8	27F	34R-PC1500T	Yes	1
1970	6.4 Liters 390 CID V8	24F	34R-PC1500T	Yes	1
1969-1968	6.4 Liters 390 CID V8	22F	PC1200MJT		4
1968-1966	7.0 Liters 428 CID V8	27F	34R-PC1500T	Yes	1
1968	6.4 Liters 390 CID V8	27F	34R-PC1500T	Yes	1
1967-1965	7.0 Liters 427 CID V8	27F	34R-PC1500T	Yes	1
1967-1966	6.7 Liters 410 CID V8	27F	34R-PC1500T	Yes	1
1967-1965	6.4 Liters 390 CID V8	24F	34R-PC1500T	Yes	1
1964-1962	6.4 Liters 390 CID V8 Optional	27F	34R-PC1500T	Yes	1
1964-1962	6.4 Liters 390 CID V8	29NF	PC925MJT		2
1962-1961	5.8 Liters 352 CID V8 Optional	27F	34R-PC1500T	Yes	1
1962-1961	5.8 Liters 352 CID V8	29NF	PC925MJT		2
1962-1961	4.8 Liters 292 CID V8 Optional	27F	34R-PC1500T	Yes	1

Year, Make & Model	Engine, Liter & Options	BCI Group Size	ODYSSEY® Battery Model	Height Adapter	Notes
<b>Mercury Colony Park (ctd)</b>					
1962-1961	4.8 Liters 292 CID V8	29NF	PC925MJT		2
1962-1961	3.7 Liters 223 CID L6 Optional	27F	34R-PC1500T	Yes	1
1962-1961	3.7 Liters 223 CID L6	29NF	PC925MJT		2
1960-1958	7.0 Liters 430 CID V8	29NF	PC925MJT		2
1960-1959	5.1 Liters 312 CID V8	29NF	PC925MJT		2
1960	5.1 Liters 312 CID V8 Optional	27F	34R-PC1500T	Yes	1
1959-1958	7.0 Liters 430 CID V8 Optional	32N	N/A		
1959-1958	6.3 Liters 383 CID V8	29NF	PC925MJT		2
1959-1958	6.3 Liters 383 CID V8 Optional	32N	N/A		
1959	5.1 Liters 312 CID V8 Optional	32N	N/A		
1957	6.0 Liters 368 CID V8	29NF	PC925MJT		2
1957	6.0 Liters 368 CID V8 Optional	32N	N/A		
<b>Mercury Comet</b>					
1977-1974	5.0 Liters 302 CID V8	22F	PC1200MJT		4
1977-1975	5.0 Liters 302 CID V8 Optional	22F	PC1200MJT		4
1977-1974	4.1 Liters 250 CID L6	22F	PC1200MJT		4
1977-1975	4.1 Liters 250 CID L6 Optional	22F	PC1200MJT		4
1977-1974	3.3 Liters 200 CID L6	22F	PC1200MJT		4
1977-1975	3.3 Liters 200 CID L6 Optional	22F	PC1200MJT		4
1973-1971	5.0 Liters 302 CID V8	22HF	PC1200MJT		4
1973-1971	5.0 Liters 302 CID V8 Optional	22F	PC1200MJT		4
1973-1971	4.1 Liters 250 CID L6	22HF	PC1200MJT		4
1973-1971	4.1 Liters 250 CID L6 Optional	22F	PC1200MJT		4
1973-1971	3.3 Liters 200 CID L6 AC	22F	PC1200MJT		4
1973-1971	3.3 Liters 200 CID L6 w/o AC	22HF	PC1200MJT		4
1972-1971	2.8 Liters 170 CID L6	22HF	PC1200MJT		4
1972-1971	2.8 Liters 170 CID L6 Optional	22F	PC1200MJT		4
1969	6.4 Liters 390 CID V8	27HF	N/A		
1969-1968	6.4 Liters 390 CID V8	22HF	PC1200MJT		4
1969	6.4 Liters 390 CID V8 AT	24F	34R-PC1500T	Yes	1
1969-1966	6.4 Liters 390 CID V8 Optional	24F	34R-PC1500T	Yes	1
1969	5.8 Liters 351 CID V8	22HF	PC1200MJT		4
1969	5.8 Liters 351 CID V8 AT	24F	34R-PC1500T	Yes	1
1969	5.8 Liters 351 CID V8 Optional	24F	34R-PC1500T	Yes	1
1969	5.8 Liters 351 CID V8 Optional	27HF	N/A		
1969-1968	5.0 Liters 302 CID V8	22HF	PC1200MJT		4
1969-1968	5.0 Liters 302 CID V8 Optional	24F	34R-PC1500T	Yes	1
1969	4.1 Liters 250 CID L6	22HF	PC1200MJT		4
1969	4.1 Liters 250 CID L6 Optional	24F	34R-PC1500T	Yes	1
1968	3.3 Liters 200 CID L6	22HF	PC1200MJT		4
1968-1965	3.3 Liters 200 CID L6 Optional	24F	34R-PC1500T	Yes	1
1967-1965	7.0 Liters 427 CID V8	24F	34R-PC1500T	Yes	1
1967-1966	6.4 Liters 390 CID V8	22F	PC1200MJT		4
1967-1965	4.7 Liters 289 CID V8	22F	PC1200MJT		4
1967-1965	4.7 Liters 289 CID V8 Optional	24F	34R-PC1500T	Yes	1
1967-1975	3.3 Liters 200 CID L6	22F	PC1200MJT		4
1964	4.7 Liters 289 CID V8	24F	34R-PC1500T	Yes	1
1964-1963	4.3 Liters 260 CID V8	24F	34R-PC1500T	Yes	1
1964	3.3 Liters 200 CID L6	24F	34R-PC1500T	Yes	1
1964	2.8 Liters 170 CID L6	24F	34R-PC1500T	Yes	1
1963-1961	2.8 Liters 170 CID L6	22F	PC1200MJT		4
1963-1960	2.4 Liters 144 CID L6	22F	PC1200MJT		4
1962-1961	2.8 Liters 170 CID L6 Optional	24F	34R-PC1500T	Yes	1
1962-1960	2.4 Liters 144 CID L6 Optional	24F	34R-PC1500T	Yes	1

1. Installation requires optional height adapter. Additional cable may be required.
2. Installation requires battery to be placed on its side to dimensionally fit. Vehicle battery restraint(s) may require modification.
3. Installation requires reverse mounting orientation for correct terminal polarity
4. Vehicle battery restraint(s) may require modification.
5. Installation requires additional interbattery cables for parallel connections.
6. If vehicle as Intelligent Key option, then use 34R-PC1500T with the optional height adapter. Additional cable may be required.
7. If vehicle as Intelligent key option, then use 35-PC1400T

Year, Make & Model	Engine, Liter & Options	BCI Group Size	ODYSSEY® Battery Model	Height Adapter	Notes
<b>Mercury Commuter</b>					
1968-1966	7.0 Liters 428 CID V8	27F	34R-PC1500T	Yes	1
1968-1965	6.4 Liters 390 CID V8 MT	22F	PC1200MJT		4
1968-1965	6.4 Liters 390 CID V8 AT	24F	34R-PC1500T	Yes	1
1967-1965	7.0 Liters 427 CID V8	27F	34R-PC1500T	Yes	1
1967-1966	6.7 Liters 410 CID V8	27F	34R-PC1500T	Yes	1
1967	4.7 Liters 289 CID V8	24F	34R-PC1500T	Yes	1
1964-1961	6.4 Liters 390 CID V8	29NF	PC925MJT		2
1964-1961	6.4 Liters 390 CID V8 Optional	27F	34R-PC1500T	Yes	1
1961	5.8 Liters 352 CID V8 Optional	27F	34R-PC1500T	Yes	1
1961	5.8 Liters 352 CID V8	29NF	PC925MJT		2
1961	4.8 Liters 292 CID V8 Optional	27F	34R-PC1500T	Yes	1
1961	4.8 Liters 292 CID V8	29NF	PC925MJT		2
1961	3.7 Liters 223 CID L6 Optional	27F	34R-PC1500T	Yes	1
1961	3.7 Liters 223 CID L6	29NF	PC925MJT		2
1960-1957	5.1 Liters 312 CID V8	29NF	PC925MJT		2
1960	5.1 Liters 312 CID V8 Optional	27F	34R-PC1500T	Yes	1
1959	7.0 Liters 430 CID V8	29NF	PC925MJT		2
1959	7.0 Liters 430 CID V8 Optional	32N	N/A		
1959-1958	6.3 Liters 383 CID V8	29NF	PC925MJT		2
1959-1958	6.3 Liters 383 CID V8 Optional	32N	N/A		
1959-1957	5.1 Liters 312 CID V8 Optional	32N	N/A		
1957	6.0 Liters 368 CID V8	29NF	PC925MJT		2
1957	6.0 Liters 368 CID V8 Optional	32N	N/A		
<b>Mercury Cougar</b>					
2002-1999	2.5 Liters 2450 CC 155 CID V6	40R	PC1200MJT		4
2002-1999	2.0 Liters 1989 CC 121 CID L4	40R	PC1200MJT		4
1997-1994	4.6 Liters 281 CID V8	65	65-PC1750T		
1997	3.8 Liters 232 CID V6 U.S.	59	PC1200LMJT		4
1997-1994	3.8 Liters 232 CID V6 Canada & Optional	65	65-PC1750T		
1996	3.8 Liters 232 CID V6 Early	58	PC1200LMJT		4
1995-1993	3.8 Liters 232 CID V6 U.S.	58	PC1200LMJT		4
1993-1991	5.0 Liters 302 CID V8	65	65-PC1750T		
1993	3.8 Liters 232 CID V6 Canada & Cold Climate	65	65-PC1750T		
1993	3.8 Liters 232 CID V6 Optional	65	65-PC1750T		
1992-1991	3.8 Liters 232 CID V6 Canada or Cold Climate	65	65-PC1750T		
1992-1989	3.8 Liters 232 CID V6 ex. SC & Canada	58	PC1200LMJT		4
1992-1988	3.8 Liters 232 CID V6 Optional	58	PC1200LMJT		4
1990-1989	3.8 Liters 232 CID V6 Canada & Cold Climate	65	65-PC1750T		
1990-1989	3.8 Liters 232 CID V6 Supercharged	65	65-PC1750T		
1988	5.0 Liters 302 CID V8	65	65-PC1750T		
1988-1986	5.0 Liters 302 CID V8 Optional	65	65-PC1750T		
1988-1987	3.8 Liters 232 CID V6	58	PC1200LMJT		4
1987	5.0 Liters 302 CID V8	58	PC1200LMJT		4
1987-1984	3.8 Liters 232 CID V6	62	PC925MJT		2
1987	3.8 Liters 232 CID V6 Optional	63	PC925MJT		2
1986	5.0 Liters 302 CID V8	64	PC925MJT		2
1986-1985	3.8 Liters 232 CID V6 Heated Seat, HBL & Opt.	63	PC925MJT		2
1986-1984	2.3 Liters 140 CID L4 MT & Turbo	63	PC925MJT		2

Year, Make & Model	Engine, Liter & Options	BCI Group Size	ODYSSEY® Battery Model	Height Adapter	Notes
<b>Mercury Cougar (ctd)</b>					
1986-1984	2.3 Liters 140 CID L4 AT & Turbo	64	PC925MJT		2
1985-1983	5.0 Liters 302 CID V8	63	PC925MJT		2
1984	3.8 Liters 232 CID V6 Optional	63	PC925MJT		2
1983-1982	3.8 Liters 232 CID V6	61	PC925MJT		2
1983	3.8 Liters 232 CID V6 Optional	62	PC925MJT		2
1982	4.2 Liters 255 CID V8	63	PC925MJT		2
1982	3.8 Liters 232 CID V6 w/o AC	61	PC925MJT		2
1982	3.8 Liters 232 CID V6	62	PC925MJT		2
1982	3.3 Liters 200 CID L6 Optional	62	PC925MJT		2
1982	3.3 Liters 200 CID L6	63	PC925MJT		2
1982-1980	3.3 Liters 200 CID L6	61	PC925MJT		2
1982	3.3 Liters 200 CID L6 AC	63	PC925MJT		2
1981-1980	5.0 Liters 302 CID V8	61	PC925MJT		2
1981	5.0 Liters 302 CID V8 Optional	63	PC925MJT		2
1981-1980	4.2 Liters 255 CID V8	61	PC925MJT		2
1981	4.2 Liters 255 CID V8 Optional	63	PC925MJT		2
1981	3.3 Liters 200 CID L6 Optional	63	PC925MJT		2
1981	2.3 Liters 140 CID L4 MT	62	PC925MJT		2
1981	2.3 Liters 140 CID L4 AT	63	PC925MJT		2
1981	2.3 Liters 140 CID L4 Optional	63	PC925MJT		2
1979-1978	5.8 Liters 351 CID V8	55	PC925MJT		2
1979-1978	5.8 Liters 351 CID V8 Optional	56	PC925MJT		2
1979-1978	5.0 Liters 302 CID V8	55	PC925MJT		2
1979-1978	5.0 Liters 302 CID V8 Optional	56	PC925MJT		2
1978	6.6 Liters 400 CID V8	55	PC925MJT		2
1978	6.6 Liters 400 CID V8 Optional	56	PC925MJT		2
1977-1973	6.6 Liters 400 CID V8	24F	34R-PC1500T	Yes	1
1977-1974	5.8 Liters 351 CID V8	22F	PC1200MJT		4
1977	5.0 Liters 302 CID V8	22F	PC1200MJT		4
1976-1973	7.5 Liters 460 CID V8	24F	34R-PC1500T	Yes	1
1973-1969	5.8 Liters 351 CID V8	24F	34R-PC1500T	Yes	1
1971	7.0 Liters 429 CID V8	24F	34R-PC1500T	Yes	1
1971-1970	7.0 Liters 429 CID V8	22F	PC1200MJT		4
1970-1969	7.0 Liters 428 CID V8	22F	PC1200MJT		4
1970-1968	7.0 Liters 428 CID V8	24F	34R-PC1500T	Yes	1
1970	5.0 Liters 302 CID V8	24F	34R-PC1500T	Yes	1
1969-1967	6.4 Liters 390 CID V8	24F	34R-PC1500T	Yes	1
1969	5.0 Liters 302 CID V8	22F	PC1200MJT		4
1968	7.0 Liters 427 CID V8	24F	34R-PC1500T	Yes	1
1968	5.0 Liters 302 CID V8	24F	34R-PC1500T	Yes	1
1968-1967	4.7 Liters 289 CID V8	24F	34R-PC1500T	Yes	1
<b>Mercury Country Cruiser</b>					
1963	3.6 Liters 221 CID V8 Optional	27F	34R-PC1500T	Yes	1
1963	3.6 Liters 221 CID V8	29NF	PC925MJT		2
1963	3.3 Liters 200 CID L6 Optional	27F	34R-PC1500T	Yes	1
1960-1959	5.1 Liters 312 CID V8	29NF	PC925MJT		2
1960	5.1 Liters 312 CID V8 Optional	27F	34R-PC1500T	Yes	1
1959	7.0 Liters 430 CID V8	29NF	PC925MJT		2
1959	7.0 Liters 430 CID V8 Optional	32N	N/A		
1959	6.3 Liters 383 CID V8	29NF	PC925MJT		2
1959	6.3 Liters 383 CID V8 Optional	32N	N/A		
1959	5.1 Liters 312 CID V8 Optional	32N	N/A		

1. Installation requires optional height adapter. Additional cable may be required.
2. Installation requires battery to be placed on its side to dimensionally fit. Vehicle battery restraint(s) may require modification.
3. Installation requires reverse mounting orientation for correct terminal polarity
4. Vehicle battery restraint(s) may require modification.
5. Installation requires additional interbattery cables for parallel connections.
6. If vehicle as Intelligent Key option, then use 34R-PC1500T with the optional height adapter. Additional cable may be required.
7. If vehicle as Intelligent key option, then use 35-PC1400T

Year, Make & Model	Engine, Liter & Options	BCI Group Size	ODYSSEY® Battery Model	Height Adapter	Notes
<b>Mercury Custom</b>					
1956	5.1 Liters 312 CID V8	29NF	PC925MJT		2
1956	5.1 Liters 312 CID V8 Optional	32N	N/A		
1955	4.8 Liters 292 CID V8	2N	N/A		
1954	4.2 Liters 256 CID V8	2N	N/A		
1953-1952	4.2 Liters 255 CID V8	2L	N/A		
<b>Mercury Cyclone</b>					
1971	7.0 Liters 429 CID V8	24F	34R-PC1500T	Yes	1
1971-1969	5.8 Liters 351 CID V8	24F	34R-PC1500T	Yes	1
1970	7.0 Liters 429 CID V8	27F	34R-PC1500T	Yes	1
1970-1968	5.0 Liters 302 CID V8	24F	34R-PC1500T	Yes	1
1969-1968	7.0 Liters 428 CID V8	27F	34R-PC1500T	Yes	1
1969-1967	6.4 Liters 390 CID V8	27F	34R-PC1500T	Yes	1
1968	7.0 Liters 427 CID V8	27F	34R-PC1500T	Yes	1
1967-1965	4.7 Liters 289 CID V8	24F	34R-PC1500T	Yes	1
1966	6.4 Liters 390 CID V8 MT	22F	PC1200MJT		4
1966	6.4 Liters 390 CID V8 AT	24F	34R-PC1500T	Yes	1
1965	7.0 Liters 427 CID V8	27F	34R-PC1500T	Yes	1
1964	4.7 Liters 289 CID V8 Optional	27F	34R-PC1500T	Yes	1
1964	4.7 Liters 289 CID V8	29NF	PC925MJT		2
1964	4.3 Liters 260 CID V8 Optional	27F	34R-PC1500T	Yes	1
1964	4.3 Liters 260 CID V8	29NF	PC925MJT		2
1964	3.3 Liters 200 CID L6 Optional	27F	34R-PC1500T	Yes	1
1964	3.3 Liters 200 CID L6	29NF	PC925MJT		2
<b>Mercury Grand Marquis</b>					
2010-1998	4.6 Liters 281 CID V8	65	65-PC1750T		
2010	4.6 Liters 281 CID V8 Optional	65	65-PC1750T		
2009	4.6 Liters 281 CID V8 Optional	65	65-PC1750T		
2006-1993	4.6 Liters 281 CID V8 Canada & Optional	65	65-PC1750T		
1997	4.6 Liters 281 CID V8 U.S.	59	PC1200LMJT		4
1996	4.6 Liters 281 CID V8 U.S., Early	58	PC1200LMJT		4
1996	4.6 Liters 281 CID V8 Late	59	PC1200LMJT		4
1996-1995	4.6 Liters 281 CID V8 Police Package	65	65-PC1750T		
1995-1993	4.6 Liters 281 CID V8 U.S.	58	PC1200LMJT		4
1993-1992	4.6 Liters 281 CID V8 Heated Windshield	65	65-PC1750T		
1992	4.6 Liters 281 CID V8	65	65-PC1750T		
1991	5.0 Liters 302 CID V8	65	65-PC1750T		
1991-1988	5.0 Liters 302 CID V8 Heated Windshield	65	65-PC1750T		
1990-1989	5.0 Liters 302 CID V8	58	PC1200LMJT		4
1990-1989	5.0 Liters 302 CID V8 Optional	65	65-PC1750T		
1989-1988	5.8 Liters 351 CID V8	65	65-PC1750T		
1988	5.8 Liters 351 CID V8 Heated Windshield	65	65-PC1750T		
1988	5.0 Liters 302 CID V8	65	65-PC1750T		
1987-1986	5.0 Liters 302 CID V8	64	PC925MJT		2
1987-1983	5.8 Liters 351 CID V8	64	PC925MJT		2
1986	5.0 Liters 302 CID V8	62	PC925MJT		2
1985-1984	5.0 Liters 302 CID V8	24F	34R-PC1500T	Yes	1
1985	5.0 Liters 302 CID V8 Police & Taxi only	24F	34R-PC1500T	Yes	1
1984	5.0 Liters 302 CID V8	64	PC925MJT		2

Year, Make & Model	Engine, Liter & Options	BCI Group Size	ODYSSEY® Battery Model	Height Adapter	Notes
<b>Mercury Grand Marquis (ctd)</b>					
1983	5.0 Liters 302 CID V8	63	PC925MJT		2
1983	5.0 Liters 302 CID V8 Optional & Trailer Tow	64	PC925MJT		2
1983	5.0 Liters 302 CID V8 Trailer Tow & Optional	64	PC925MJT		2
1982-1981	5.0 Liters 302 CID V8 Optional	64	PC925MJT		2
1982-1981	4.2 Liters 255 CID V8	61	PC925MJT		2
1982-1981	4.2 Liters 255 CID V8 Optional	64	PC925MJT		2
1982-1980	5.0 Liters 302 CID V8	61	PC925MJT		2
1981-1980	5.8 Liters 351 CID V8	62	PC925MJT		2
1981	5.8 Liters 351 CID V8 Optional	64	PC925MJT		2
1981	4.2 Liters 255 CID V8	62	PC925MJT		2
1980	5.8 Liters 351 CID V8	56	PC925MJT		2
1979-1978	5.8 Liters 351 CID V8	55	PC925MJT		2
1979	5.8 Liters 351 CID V8 Optional	64	PC925MJT		2
1979	5.0 Liters 302 CID V8	55	PC925MJT		2
1979	5.0 Liters 302 CID V8 Optional	64	PC925MJT		2
1978-1977	7.5 Liters 460 CID V8	24F	34R-PC1500T	Yes	1
1978	6.6 Liters 400 CID V8	55	PC925MJT		2
1977	6.6 Liters 400 CID V8	24F	34R-PC1500T	Yes	1
1976-1975	7.5 Liters 460 CID V8	27F	34R-PC1500T	Yes	1
1976-1975	6.6 Liters 400 CID V8	27F	34R-PC1500T	Yes	1
<b>Mercury LN7</b>					
1983-1982	1.6 Liters 1598 CC 98 CID L4	58	PC1200LMJT		4
<b>Mercury Lynx</b>					
1987-1984	2.0 Liters 1989 CC 122 CID L4 Diesel	33	PC1700MJT		4
1987	1.9 Liters 116 CID L4 CFI	58	PC1200LMJT		4
1987	1.9 Liters 116 CID L4 MFI & Optional	58	PC1200LMJT		4
1986-1985	1.9 Liters 116 CID L4 MT w/o PS	57	PC925LMJT		4
1986-1985	1.9 Liters 116 CID L4 AT & Optional	58	PC1200LMJT		4
1986-1985	1.9 Liters 116 CID L4 MT w/PS	58	PC1200LMJT		4
1985-1981	1.6 Liters 1598 CC 98 CID L4 MT w/PS	58	PC1200LMJT		4
1985	1.6 Liters 1598 CC 98 CID L4 MT w/o PS	57	PC925LMJT		4
1985	1.6 Liters 1598 CC 98 CID L4 AT & Optional	58	PC1200LMJT		4
1984	1.6 Liters 1598 CC 98 CID L4 Optional	58	PC1200LMJT		4
1984	1.6 Liters 1598 CC 98 CID L4 ex. Turbo w/PS	57	PC925LMJT		4
1984	1.6 Liters 1598 CC 98 CID L4 AT	58	PC1200LMJT		4
1983-1981	1.6 Liters 1598 CC 98 CID L4 AT & Optional	58	PC1200LMJT		4
1982-1981	1.6 Liters 1598 CC 98 CID L4 MT w/o PS	57	PC925LMJT		4
1983	1.6 Liters 1598 CC 98 CID L4 MT ex. FI	57	PC925LMJT		4
1983	1.6 Liters 1598 CC 98 CID L4 AT & FI, Optional	58	PC1200LMJT		4

1. Installation requires optional height adapter. Additional cable may be required.
2. Installation requires battery to be placed on its side to dimensionally fit. Vehicle battery restraint(s) may require modification.
3. Installation requires reverse mounting orientation for correct terminal polarity
4. Vehicle battery restraint(s) may require modification.
5. Installation requires additional interbattery cables for parallel connections.
6. If vehicle as Intelligent Key option, then use 34R-PC1500T with the optional height adapter. Additional cable may be required.
7. If vehicle as Intelligent key option, then use 35-PC1400T

Year, Make & Model	Engine, Liter & Options	BCI Group Size	ODYSSEY® Battery Model	Height Adapter	Notes
<b>Mercury Marauder</b>					
2004-2003	4.6 Liters 281 CID V8	65	65-PC1750T		
1970	7.0 Liters 429 CID V8	24F	34R-PC1500T	Yes	1
1970-1969	7.0 Liters 429 CID V8	27F	34R-PC1500T	Yes	1
1970-1969	6.4 Liters 390 CID V8 MT	22F	PC1200MJT		4
1970-1969	6.4 Liters 390 CID V8 AT	24F	34R-PC1500T	Yes	1
1967-1965	6.4 Liters 390 CID V8 MT	22F	PC1200MJT		4
1967-1965	6.4 Liters 390 CID V8 AT	24F	34R-PC1500T	Yes	1
1965	7.0 Liters 427 CID V8	27F	34R-PC1500T	Yes	1
1964-1963	6.4 Liters 390 CID V8 Optional	27F	34R-PC1500T	Yes	1
1964-1963	6.4 Liters 390 CID V8	29NF	PC925MJT		2
<b>Mercury Mariner</b>					
2010-2006	3.0 Liters 183 CID V6	40R	PC1200MJT		4
2010-2009	2.5 Liters 2488 CC 152 CID L4 Hybrid	96R	PC1200MJT		4
2010-2009	2.5 Liters 2488 CC 152 CID L4 Gas	40R	PC1200MJT		4
2008-2006	2.3 Liters 140 CID L4 Gas	40R	PC1200MJT		4
2008	2.3 Liters 140 CID L4 Hybrid	96R	PC1200MJT		4
2006	2.3 Liters 140 CID L4 Hybrid	96R	PC1200MJT		4
2005	3.0 Liters 182 CID V6	40R	PC1200MJT		4
2005	2.3 Liters 140 CID L4	40R	PC1200MJT		4
<b>Mercury Marquis</b>					
1986-1984	3.8 Liters 232 CID V6	62	PC925MJT		2
1986-1984	3.8 Liters 232 CID V6 Optional	63	PC925MJT		2
1986	2.3 Liters 140 CID L4	62	PC925MJT		2
1986-1984	2.3 Liters 140 CID L4 Optional	63	PC925MJT		2
1985	5.0 Liters 302 CID V8	64	PC925MJT		2
1985	5.0 Liters 302 CID V8 Police & Taxi only	24F	34R-PC1500T	Yes	1
1985-1984	2.3 Liters 140 CID L4 ex. LPG	62	PC925MJT		2
1984	2.3 Liters 140 CID L4 LPG & Optional	63	PC925MJT		2
1983	3.8 Liters 232 CID V6	61	PC925MJT		2
1983	3.8 Liters 232 CID V6 Canada & Optional	62	PC925MJT		2
1983	3.8 Liters 232 CID V6 Trailer Tow	63	PC925MJT		2
1983	3.3 Liters 200 CID L6	61	PC925MJT		2
1983	3.3 Liters 200 CID L6 HBL	62	PC925MJT		2
1983	2.3 Liters 140 CID L4 MT	61	PC925MJT		2
1983	2.3 Liters 140 CID L4 AT & Canada, Optional	62	PC925MJT		2
1983	2.3 Liters 140 CID L4 Optional, AT & Canada	62	PC925MJT		2
1983	2.3 Liters 140 CID L4 AT & Optional	63	PC925MJT		2
1982-1980	5.8 Liters 351 CID V8	62	PC925MJT		2
1982-1979	5.8 Liters 351 CID V8 Optional	64	PC925MJT		2
1982-1981	5.0 Liters 302 CID V8	61	PC925MJT		2
1982-1979	5.0 Liters 302 CID V8 Optional	64	PC925MJT		2
1982-1981	4.2 Liters 255 CID V8	61	PC925MJT		2
1982-1981	4.2 Liters 255 CID V8 Optional	64	PC925MJT		2
1980	5.0 Liters 302 CID V8 ex. California	61	PC925MJT		2

Year, Make & Model	Engine, Liter & Options	BCI Group Size	ODYSSEY® Battery Model	Height Adapter	Notes
<b>Mercury Marquis (ctd)</b>					
1980	5.0 Liters 302 CID V8 California	62	PC925MJT		2
1979-1978	5.8 Liters 351 CID V8	55	PC925MJT		2
1979	5.0 Liters 302 CID V8	55	PC925MJT		2
1978-1977	7.5 Liters 460 CID V8	24F	34R-PC1500T	Yes	1
1978	6.6 Liters 400 CID V8	55	PC925MJT		2
1977	6.6 Liters 400 CID V8	24F	34R-PC1500T	Yes	1
1976-1973	7.5 Liters 460 CID V8	27F	34R-PC1500T	Yes	1
1976-1973	6.6 Liters 400 CID V8	27F	34R-PC1500T	Yes	1
1973	7.0 Liters 429 CID V8	27F	34R-PC1500T	Yes	1
1973	5.8 Liters 351 CID V8	22F	PC1200MJT		4
1973	5.8 Liters 351 CID V8 Optional	27F	34R-PC1500T	Yes	1
1972	7.5 Liters 460 CID V8	27HF	N/A		
1972-1969	7.0 Liters 429 CID V8	27HF	N/A		
1972-1971	6.6 Liters 400 CID V8	27HF	N/A		
1972-1971	5.8 Liters 351 CID V8	24F	34R-PC1500T	Yes	1
1972	5.8 Liters 351 CID V8 Optional	27HF	N/A		
1970-1968	6.4 Liters 390 CID V8	22HF	PC1200MJT		4
1970	6.4 Liters 390 CID V8 AC & AT	24F	34R-PC1500T	Yes	1
1969-1968	7.0 Liters 428 CID V8	27HF	N/A		
1969	6.4 Liters 390 CID V8 AT	24F	34R-PC1500T	Yes	1
1969	6.4 Liters 390 CID V8 MT	27HF	N/A		
1969	6.4 Liters 390 CID V8 Optional	27HF	N/A		
1967	7.0 Liters 428 CID V8	27F	34R-PC1500T	Yes	1
1967	7.0 Liters 427 CID V8	27F	34R-PC1500T	Yes	1
1967	6.7 Liters 410 CID V8	27	34-PC1500T	Yes	1
<b>Mercury Medalist</b>					
1958	5.1 Liters 312 CID V8	29NF	PC925MJT		2
1958	5.1 Liters 312 CID V8 Optional	32N	N/A		
1956	5.1 Liters 312 CID V8	29NF	PC925MJT		2
1956	5.1 Liters 312 CID V8 Optional	32N	N/A		
<b>Mercury Mercury</b>					
1951-1950	4.2 Liters 255 CID V8	2L	N/A		
1949	3.7 Liters 225 CID V8	2N	N/A		
1949	3.7 Liters 225 CID V8 Optional	2L	N/A		
1948-1946	3.9 Liters 239 CID V8 Optional	2L	N/A		
1948-1946	3.9 Liters 239 CID V8	2N	N/A		
<b>Mercury Meteor</b>					
1963-1962	3.6 Liters 221 CID V8	24F	34R-PC1500T	Yes	1
1963	3.3 Liters 200 CID L6	22F	PC1200MJT		4
1963-1962	2.8 Liters 170 CID L6	22F	PC1200MJT		4
1961	6.4 Liters 390 CID V8 Optional	27F	34R-PC1500T	Yes	1
1961	6.4 Liters 390 CID V8	29NF	PC925MJT		2
1961	5.8 Liters 352 CID V8 Optional	27F	34R-PC1500T	Yes	1
1961	5.8 Liters 352 CID V8	29NF	PC925MJT		2
1961	4.8 Liters 292 CID V8 Optional	27F	34R-PC1500T	Yes	1
1961	4.8 Liters 292 CID V8	29NF	PC925MJT		2
1961	3.7 Liters 223 CID L6 Optional	27F	34R-PC1500T	Yes	1
1961	3.7 Liters 223 CID L6	29NF	PC925MJT		2
1961	2.8 Liters 170 CID L6 Optional	27F	34R-PC1500T	Yes	1
1961	2.8 Liters 170 CID L6	29NF	PC925MJT		2

1. Installation requires optional height adapter. Additional cable may be required.
2. Installation requires battery to be placed on its side to dimensionally fit. Vehicle battery restraint(s) may require modification.
3. Installation requires reverse mounting orientation for correct terminal polarity
4. Vehicle battery restraint(s) may require modification.
5. Installation requires additional interbattery cables for parallel connections.
6. If vehicle as Intelligent Key option, then use 34R-PC1500T with the optional height adapter. Additional cable may be required.
7. If vehicle as Intelligent key option, then use 35-PC1400T



Year, Make & Model	Engine, Liter & Options	BCI Group Size	ODYSSEY® Battery Model	Height Adapter	Notes
<b>Mercury Milan</b>					
2010-2008	3.0 Liters 183 CID V6	96R	PC1200MJT		4
2010	2.5 Liters 2488 CC 152 CID L4 Gas	96R	PC1200MJT		4
2010	2.5 Liters 2488 CC 152 CID L4 Hybrid	67R	PC1200MJT		4
2009	2.3 Liters 140 CID L4 Gas	96R	PC1200MJT		4
2009	2.3 Liters 140 CID L4 Hybrid	67R	PC1200MJT		4
2008	2.3 Liters 140 CID L4	96R	PC1200MJT		4
2007-2006	3.0 Liters 183 CID V6	40R	PC1200MJT		4
2007-2006	2.3 Liters 140 CID L4	40R	PC1200MJT		4
<b>Mercury Monarch</b>					
1980	5.0 Liters 302 CID V8	61	PC925MJT		2
1980	5.0 Liters 302 CID V8 Optional	62	PC925MJT		2
1980	4.2 Liters 255 CID V8	61	PC925MJT		2
1980	4.2 Liters 255 CID V8 Optional	62	PC925MJT		2
1980	4.1 Liters 250 CID L6	61	PC925MJT		2
1980	4.1 Liters 250 CID L6 Optional	62	PC925MJT		2
1979-1978	5.0 Liters 302 CID V8	55	PC925MJT		2
1979-1978	4.1 Liters 250 CID L6	55	PC925MJT		2
1977-1975	5.8 Liters 351 CID V8	22F	PC1200MJT		4
1977-1975	5.0 Liters 302 CID V8	22F	PC1200MJT		4
1977-1975	4.1 Liters 250 CID L6	22F	PC1200MJT		4
1977-1975	3.3 Liters 200 CID L6	22F	PC1200MJT		4
<b>Mercury Montclair</b>					
1968	7.0 Liters 428 CID V8	27HF	N/A		
1968	6.4 Liters 390 CID V8	22HF	PC1200MJT		4
1967-1966	7.0 Liters 428 CID V8	27F	34R-PC1500T	Yes	1
1967-1966	6.7 Liters 410 CID V8	27F	34R-PC1500T	Yes	1
1967-1965	7.0 Liters 427 CID V8	27F	34R-PC1500T	Yes	1
1967-1965	6.4 Liters 390 CID V8 MT	22F	PC1200MJT		4
1967-1965	6.4 Liters 390 CID V8 AT	24F	34R-PC1500T	Yes	1
1964	6.4 Liters 390 CID V8 Optional	27F	34R-PC1500T	Yes	1
1964	6.4 Liters 390 CID V8	29NF	PC925MJT		2
1960-1956	5.1 Liters 312 CID V8	29NF	PC925MJT		2
1960	5.1 Liters 312 CID V8 Optional	27F	34R-PC1500T	Yes	1
1959-1958	7.0 Liters 430 CID V8	29NF	PC925MJT		2
1959-1958	7.0 Liters 430 CID V8 Optional	32N	N/A		
1959-1958	6.3 Liters 383 CID V8	29NF	PC925MJT		2
1959-1958	6.3 Liters 383 CID V8 Optional	32N	N/A		
1959-1956	5.1 Liters 312 CID V8 Optional	32N	N/A		
1957	6.0 Liters 368 CID V8	29NF	PC925MJT		2
1957	6.0 Liters 368 CID V8 Optional	32N	N/A		
1955	4.8 Liters 292 CID V8	2N	N/A		
<b>Mercury Montego</b>					
2007-2005	3.0 Liters 183 CID V6	36R	PC1200MJT		4
1976-1975	7.5 Liters 460 CID V8 Optional	24F	34R-PC1500T	Yes	1
1976-1975	6.6 Liters 400 CID V8 Optional	24F	34R-PC1500T	Yes	1
1976-1975	5.8 Liters 351 CID V8 Optional	24F	34R-PC1500T	Yes	1
1976-1974	5.8 Liters 351 CID V8	22F	PC1200MJT		4
1976-1973	7.5 Liters 460 CID V8	24F	34R-PC1500T	Yes	1
1976-1972	6.6 Liters 400 CID V8	24F	34R-PC1500T	Yes	1
1974-1969	4.1 Liters 250 CID L6	22HF	PC1200MJT		4
1974-1968	5.0 Liters 302 CID V8	22HF	PC1200MJT		4
1973-1972	7.0 Liters 429 CID V8	24F	34R-PC1500T	Yes	1
1973-1972	5.8 Liters 351 CID V8	24F	34R-PC1500T	Yes	1
1973	5.8 Liters 351 CID V8 Optional	24F	34R-PC1500T	Yes	1

Year, Make & Model	Engine, Liter & Options	BCI Group Size	ODYSSEY® Battery Model	Height Adapter	Notes
<b>Mercury Montego (ctd)</b>					
1973	5.0 Liters 302 CID V8 Optional	24F	34R-PC1500T	Yes	1
1973	4.1 Liters 250 CID L6 Optional	24F	34R-PC1500T	Yes	1
1971-1970	7.0 Liters 429 CID V8	27HF	N/A		
1971	5.8 Liters 351 CID V8	27HF	N/A		
1970-1969	5.8 Liters 351 CID V8	22HF	PC1200MJT		4
1969	7.0 Liters 428 CID V8	27HF	N/A		
1969-1968	6.4 Liters 390 CID V8	22HF	PC1200MJT		4
1969-1968	6.4 Liters 390 CID V8 Optional	27HF	N/A		
1969	5.8 Liters 351 CID V8 Optional	27HF	N/A		
1968	7.0 Liters 428 CID V8	22F	PC1200MJT		4
1968	7.0 Liters 427 CID V8	22F	PC1200MJT		4
1968	3.3 Liters 200 CID L6	22HF	PC1200MJT		4
1968	3.3 Liters 200 CID L6 AC	24F	34R-PC1500T	Yes	1
<b>Mercury Monterey</b>					
2007	4.2 Liters 256 CID V6	65	65-PC1750T		
2006-2004	4.2 Liters 256 CID V6	59	PC1200LMJT		4
2006-2004	4.2 Liters 256 CID V6 Optional	65	65-PC1750T		
1974-1973	7.5 Liters 460 CID V8	27F	34R-PC1500T	Yes	1
1974-1973	6.6 Liters 400 CID V8	27F	34R-PC1500T	Yes	1
1973	7.0 Liters 429 CID V8	27F	34R-PC1500T	Yes	1
1973	5.8 Liters 351 CID V8	22F	PC1200MJT		4
1973-1971	5.8 Liters 351 CID V8 Optional	27F	34R-PC1500T	Yes	1
1972	7.5 Liters 460 CID V8	27HF	N/A		
1972-1969	7.0 Liters 429 CID V8	27HF	N/A		
1972-1971	6.6 Liters 400 CID V8	27HF	N/A		
1972-1971	5.8 Liters 351 CID V8	24F	34R-PC1500T	Yes	1
1970-1968	7.0 Liters 428 CID V8	27HF	N/A		
1970-1968	6.4 Liters 390 CID V8	22HF	PC1200MJT		4
1970	6.4 Liters 390 CID V8	24F	34R-PC1500T	Yes	1
	AC & AT				
1969	6.4 Liters 390 CID V8 Optional	27HF	N/A		
1967-1966	7.0 Liters 428 CID V8	27F	34R-PC1500T	Yes	1
1967-1965	7.0 Liters 427 CID V8	27F	34R-PC1500T	Yes	1
1967-1966	6.7 Liters 410 CID V8	27F	34R-PC1500T	Yes	1
1967-1965	6.4 Liters 390 CID V8 MT	22F	PC1200MJT		4
1967-1965	6.4 Liters 390 CID V8 AT	24F	34R-PC1500T	Yes	1
1964-1962	6.4 Liters 390 CID V8 Optional	27F	34R-PC1500T	Yes	1
1964-1962	6.4 Liters 390 CID V8	29NF	PC925MJT		2
1962-1961	5.8 Liters 352 CID V8 Optional	27F	34R-PC1500T	Yes	1
1962-1961	5.8 Liters 352 CID V8	29NF	PC925MJT		2
1962-1961	4.8 Liters 292 CID V8 Optional	27F	34R-PC1500T	Yes	1
1962-1961	4.8 Liters 292 CID V8	29NF	PC925MJT		2
1962-1961	3.7 Liters 223 CID L6 Optional	27F	34R-PC1500T	Yes	1
1962-1961	3.7 Liters 223 CID L6	29NF	PC925MJT		2
1960-1956	5.1 Liters 312 CID V8	29NF	PC925MJT		2
1960	5.1 Liters 312 CID V8 Optional	27F	34R-PC1500T	Yes	1
1959	7.0 Liters 430 CID V8	29NF	PC925MJT		2
1959	7.0 Liters 430 CID V8 Optional	32N	N/A		
1959-1958	6.3 Liters 383 CID V8	29NF	PC925MJT		2
1959-1958	6.3 Liters 383 CID V8 Optional	32N	N/A		
1959-1956	5.1 Liters 312 CID V8 Optional	32N	N/A		
1957	6.0 Liters 368 CID V8	22NF	PC1200MJT		4
1955	4.8 Liters 292 CID V8	2N	N/A		
1954	4.2 Liters 256 CID V8	2N	N/A		
1953-1950	4.2 Liters 255 CID V8	2L	N/A		

1. Installation requires optional height adapter. Additional cable may be required.
2. Installation requires battery to be placed on its side to dimensionally fit. Vehicle battery restraint(s) may require modification.
3. Installation requires reverse mounting orientation for correct terminal polarity
4. Vehicle battery restraint(s) may require modification.
5. Installation requires additional interbattery cables for parallel connections.
6. If vehicle as Intelligent Key option, then use 34R-PC1500T with the optional height adapter. Additional cable may be required.
7. If vehicle as Intelligent key option, then use 35-PC1400T

Year, Make & Model	Engine, Liter & Options	BCI Group Size	ODYSSEY® Battery Model	Height Adapter	Notes
<b>Mercury Mountaineer</b>					
2010-2002	4.6Liters 281 CID V8	65	65-PC1750T		
2010-1998	4.0 Liters 245 CID V6	65	65-PC1750T		
2001-1997	5.0 Liters 302 CID V8	65	65-PC1750T		
<b>Mercury Mystique</b>					
2000-1998	2.0 Liters 1989 CC 121 CID L4	40R	PC1200MJT		4
2000-1995	2.5 Liters 2450 CC 155 CID V6	40R	PC1200MJT		4
1997-1995	2.0 Liters 1989 CC 121 CID L4 Optional	40R	PC1200MJT		4
1997-1995	2.0 Liters 1989 CC 121 CID L4	96R	PC1200MJT		4
<b>Mercury Park Lane</b>					
1968-1966	7.0 Liters 428 CID V8	27F	34R-PC1500T	Yes	1
1968	6.4 Liters 390 CID V8	22F	PC1200MJT		4
1968	6.4 Liters 390 CID V8 AT	24F	34R-PC1500T	Yes	1
1967-1966	6.7 Liters 410 CID V8	27F	34R-PC1500T	Yes	1
1967-1965	7.0 Liters 427 CID V8	27F	34R-PC1500T	Yes	1
1966-1965	6.4 Liters 390 CID V8	22F	PC1200MJT		4
1966-1965	6.4 Liters 390 CID V8 AT	24F	34R-PC1500T	Yes	1
1964	6.4 Liters 390 CID V8	29NF	PC925MJT		2
1964	6.4 Liters 390 CID V8 Optional	27F	34R-PC1500T	Yes	1
1960-1958	7.0 Liters 430 CID V8	29NF	PC925MJT		2
1959-1958	7.0 Liters 430 CID V8 Optional	27F	34R-PC1500T	Yes	1
1959	6.3 Liters 383 CID V8 Optional	27F	34R-PC1500T	Yes	1
1959	6.3 Liters 383 CID V8	29NF	PC925MJT		2
1959	5.1 Liters 312 CID V8 Optional	27F	34R-PC1500T	Yes	1
1959	5.1 Liters 312 CID V8	29NF	PC925MJT		2
<b>Mercury Sable</b>					
2009-2008	3.5 Liters 3496 CC 213 CID V6	59	PC1200LMJT		4
2005-2001	3.0 Liters 182 CID V6 OHV	36R	PC1200MJT		4
2005-1996	3.0 Liters 182 CID V6 DOHC, Opt. & Canada	36R	PC1200MJT		4
2004	3.0 Liters 182 CID V6	36R	PC1200MJT		4
2001	3.0 Liters 182 CID V6	36R	PC1200MJT		4
2000-1996	3.0 Liters 182 CID V6 SOHC	58R	PC1200MJT		4
1995-1993	3.0 Liters 182 CID V6	58	PC1200LMJT		4
1995-1993	3.0 Liters 182 CID V6 Optional	65	65-PC1750T		
1995-1990	3.8 Liters 232 CID V6 ex. HWS or Police	65	65-PC1750T		
1995-1988	3.8 Liters 232 CID V6 HWS or Police	65	65-PC1750T		
1992-1991	3.0 Liters 182 CID V6 ex. HWS or Police	58	PC1200LMJT		4
1992-1991	3.0 Liters 182 CID V6 HWS or Police, Opt.	65	65-PC1750T		
1990-1988	3.0 Liters 182 CID V6 Optional	65	65-PC1750T		
1990-1986	3.0 Liters 182 CID V6	58	PC1200LMJT		4
1989-1988	3.8 Liters 232 CID V6	65	65-PC1750T		
1986	3.0 Liters 182 CID V6 Heated Windshield	65	65-PC1750T		
1986	2.5 Liters 153 CID L4	58	PC1200LMJT		4
1986	2.5 Liters 153 CID L4 AC or H.D.	58	PC1200LMJT		4
<b>Mercury Topaz</b>					
1994-1992	3.0 Liters 182 CID V6	58	PC1200LMJT		4
1994-1992	3.0 Liters 182 CID V6 Optional	58	PC1200LMJT		4
1994	2.3 Liters 140 CID L4	58	PC1200LMJT		4

Year, Make & Model	Engine, Liter & Options	BCI Group Size	ODYSSEY® Battery Model	Height Adapter	Notes
<b>Mercury Topaz (ctd)</b>					
1993-1992	2.3 Liters 140 CID L4 AT & Optional	58	PC1200LMJT		4
1992	2.3 Liters 140 CID L4 MT	58	PC1200LMJT		4
1991	2.3 Liters 140 CID L4	58	PC1200LMJT		4
1990-1987	2.3 Liters 140 CID L4 AT	58	PC1200LMJT		4
1990-1987	2.3 Liters 140 CID L4 MT	58	PC1200LMJT		4
1986-1984	2.3 Liters 140 CID L4 Air Bag & Optional	58	PC1200LMJT		4
1986-1984	2.3 Liters 140 CID L4 HSC	58	PC1200LMJT		4
1986-1984	2.0 Liters 1989 CC 122 CID L4 Diesel	33	PC1700MJT		4
<b>Mercury Tracer</b>					
1999-1997	2.0 Liters 1989 CC 122 CID L4	58	PC1200LMJT		4
1996-1991	1.9 Liters 116 CID L4	35	35-PC1400T		
1996-1991	1.8 Liters 112 CID L4	35	35-PC1400T		
1993-1992	1.9 Liters 116 CID L4 Optional	35	35-PC1400T		
1989-1987	1.6 Liters 1598 CC 98 CID L4	35	35-PC1400T		
<b>Mercury Turnpike Cruiser</b>					
1957	6.0 Liters 368 CID V8	29NF	PC925MJT		2
1957	6.0 Liters 368 CID V8	32N	N/A		
<b>Mercury Villager</b>					
2002-1999	3.3 Liters 3275 CC V6 U.S.	35	35-PC1400T		
2002-1999	3.3 Liters 3275 CC V6 Canada & Optional	24F	34R-PC1500T	Yes	1
1998-1993	3.0 Liters 182 CID V6 U.S.	35	35-PC1400T		
1998-1993	3.0 Liters 182 CID V6 Canada & Optional	24F	34R-PC1500T	Yes	1
1967-1966	6.4 Liters 390 CID V8	22F	PC1200MJT		4
1967-1966	6.4 Liters 390 CID V8 AT	24F	34R-PC1500T	Yes	1
1967-1965	4.7 Liters 289 CID V8	24F	34R-PC1500T	Yes	1
1967-1965	3.3 Liters 200 CID L6	22F	PC1200MJT		4
1965	7.0 Liters 427 CID V8	27F	34R-PC1500T	Yes	1
1964	4.7 Liters 289 CID V8 Optional	27F	34R-PC1500T	Yes	1
1964	4.7 Liters 289 CID V8	29NF	PC925MJT		2
1964-1963	4.3 Liters 260 CID V8 Optional	27F	34R-PC1500T	Yes	1
1964-1963	4.3 Liters 260 CID V8	29NF	PC925MJT		2
1964	3.3 Liters 200 CID L6	29NF	PC925MJT		2
1964	3.3 Liters 200 CID L6 Optional	27F	34R-PC1500T	Yes	1
1963-1962	2.4 Liters 144 CID L6 Optional	27F	34R-PC1500T	Yes	1
1963-1962	2.4 Liters 144 CID L6	29NF	PC925MJT		2
<b>Mercury Voyager</b>					
1967-1966	6.4 Liters 390 CID V8	22F	PC1200MJT		4
1967-1966	6.4 Liters 390 CID V8 AT	24F	34R-PC1500T	Yes	1
1967-1966	4.7 Liters 289 CID V8	24F	34R-PC1500T	Yes	1
1967-1966	3.3 Liters 200 CID L6	22F	PC1200MJT		4
1959-1958	7.0 Liters 430 CID V8	29NF	PC925MJT		2
1959-1958	7.0 Liters 430 CID V8 Optional	32N	N/A		
1959-1958	6.3 Liters 383 CID V8	29NF	PC925MJT		2
1959-1958	6.3 Liters 383 CID V8 Optional	32N	N/A		
1959	5.1 Liters 312 CID V8	29NF	PC925MJT		2
1959	5.1 Liters 312 CID V8 Optional	32N	N/A		
1957	6.0 Liters 368 CID V8	29NF	PC925MJT		2
1957	6.0 Liters 368 CID V8 Optional	32N	N/A		
1957	5.1 Liters 312 CID V8	29NF	PC925MJT		2
1957	5.1 Liters 312 CID V8 Optional	32N	N/A		

1. Installation requires optional height adapter. Additional cable may be required.
2. Installation requires battery to be placed on its side to dimensionally fit. Vehicle battery restraint(s) may require modification.
3. Installation requires reverse mounting orientation for correct terminal polarity
4. Vehicle battery restraint(s) may require modification.
5. Installation requires additional interbattery cables for parallel connections.
6. If vehicle as Intelligent Key option, then use 34R-PC1500T with the optional height adapter. Additional cable may be required.
7. If vehicle as Intelligent key option, then use 35-PC1400T

Year, Make & Model	Engine, Liter & Options	BCI Group Size	ODYSSEY® Battery Model	Height Adapter	Notes
<b>Mercury Zephyr</b>					
1983-1980	3.3 Liters 200 CID L6	61	PC925MJT		2
1983	3.3 Liters 200 CID L6 HBL	62	PC925MJT		2
1983	2.3 Liters 140 CID L4 U.S. & MT	61	PC925MJT		2
1983	2.3 Liters 140 CID L4 Canada & Optional	62	PC925MJT		2
1983	2.3 Liters 140 CID L4 AT & Optional	63	PC925MJT		2
1982	4.2 Liters 255 CID V8	24F	34R-PC1500T	Yes	1
1982	3.3 Liters 200 CID L6 Optional	62	PC925MJT		2
1982	2.3 Liters 140 CID L4 MT	61	PC925MJT		2
1982	2.3 Liters 140 CID L4 AT	62	PC925MJT		2
1982-1980	2.3 Liters 140 CID L4 Optional	63	PC925MJT		2
1981-1980	4.2 Liters 255 CID V8	61	PC925MJT		2
1981-1980	4.2 Liters 255 CID V8 Optional	63	PC925MJT		2
1981-1980	3.3 Liters 200 CID L6 Optional	63	PC925MJT		2
1981	2.3 Liters 140 CID L4 MT	62	PC925MJT		2
1981	2.3 Liters 140 CID L4 AT	63	PC925MJT		2
1980	2.3 Liters 140 CID L4 California	62	PC925MJT		2
1980	2.3 Liters 140 CID L4 ex. California	63	PC925MJT		2
1979-1978	5.0 Liters 302 CID V8	54	PC925MJT		2
1979-1978	5.0 Liters 302 CID V8 Optional	56	PC925MJT		2
1979-1978	3.3 Liters 200 CID L6	54	PC925MJT		2
1979-1978	3.3 Liters 200 CID L6 Optional	56	PC925MJT		2
1979-1978	2.3 Liters 140 CID L4	55	PC925MJT		2
1979-1978	2.3 Liters 140 CID L4 Optional	56	PC925MJT		2
<b>Merkur Scorpior</b>					
1989-1988	2.9 Liters 177 CID V6	47	PC1200MJT		4
<b>Merkur XR4Ti</b>					
1989-1985	2.3 Liters 140 CID L4	47	PC1200MJT		4
<b>MG MGA</b>					
1962-1960	1.6 Liters 97 CID L4	17HF	N/A		
1959-1956	1.5 Liters 1493 CC 91 CID L4	17HF	N/A		
<b>MG MGB</b>					
1981-1975	1.8 Liters 1798 CC L4	24	34-PC1500T	Yes	1
1977-1975	3.5 Liters 3532 CC 216 CID V8	24	34-PC1500T	Yes	1
1974-1963	1.8 Liters 1798 CC L4	17HF	N/A		
<b>MG Midget</b>					
1979-1978	1.5 Liters 1493 CC 91 CID L4	24	34-PC1500T	Yes	1
1977-1975	1.5 Liters 1493 CC 91 CID L4	22NF	PC1200MJT		4
1974-1970	1.3 Liters 1275 CC L4	22NF	PC1200MJT		4
1969-1967	1.3 Liters 1275 CC L4	24	34-PC1500T	Yes	1
1966-1963	1.1 Liters 67 CID L4	24	34-PC1500T	Yes	1
1962	1.0 Liters 1000 CC 58 CID L4	24	34-PC1500T	Yes	1
<b>MG TD</b>					
1953-1950	1.3 Liters 1250 CC 76 CID L4	27	34-PC1500T	Yes	1
<b>MG TDC</b>					
1953-1951	1.3 Liters 1250 CC 76 CID L4	27	34-PC1500T	Yes	1
<b>MG TF</b>					
1955	1.5 Liters 1466 CC 91 CID L4	27	34-PC1500T	Yes	1
1954	1.3 Liters 1250 CC 76 CID L4	27	34-PC1500T	Yes	1
<b>MG YA</b>					
1950	1.3 Liters 1250 CC 76 CID L4	27	34-PC1500T	Yes	1

Year, Make & Model	Engine, Liter & Options	BCI Group Size	ODYSSEY® Battery Model	Height Adapter	Notes
<b>MG YB</b>					
1953-1951	1.3 Liters 1250 CC 76 CID L4	27	34-PC1500T	Yes	1
<b>MG YT</b>					
1950	1.3 Liters 1250 CC 76 CID L4	27	34-PC1500T	Yes	1
<b>MG ZA</b>					
1956-1954	1.5 Liters 1466 CC 91 CID L4	27	34-PC1500T	Yes	1
<b>MG ZB</b>					
1958-1957	1.5 Liters 1493 CC 91 CID L4	27	34-PC1500T	Yes	1
<b>Mini Cooper</b>					
2009	1.6 Liters 1598 CC L4 Turbo or Supercharged	47	PC1200MJT		4
2009	1.6 Liters 1598 CC L4 ex. Turbo or Supercharged	47	PC1200MJT		4
2008	1.6 Liters 1598 CC L4 Turbo & Supercharged	47	PC1200MJT		4
2007	1.6 Liters 1598 CC L4	47	PC1200MJT		4
2006	1.6 Liters 1600 CC L4	48	PC1220		4
2005-2002	1.6 Liters 1600 CC L4	47	PC1200MJT		4
2005-2002	1.6 Liters 1600 CC L4 Supercharged	47	PC1200MJT		4
<b>Mitsubishi 300GT</b>					
1999-1994	3.0 Liters 2972 CC 181 CID V6	25	25-PC1400T		
1995-1994	3.0 Liters 2972 CC 181 CID V6 Spyder Conv.	24	34-PC1500T	Yes	1
1993-1991	3.0 Liters 2972 CC 181 CID V6	24	34-PC1500T	Yes	1
<b>Mitsubishi Cordia</b>					
1988-1985	1.8 Liters 1795 CC L4	51	PC925LMJT		2
1988-1984	2.0 Liters 1997 CC 122 CID L4	51	PC925LMJT		2
1984	1.8 Liters 1795 CC L4 AT & Turbo	51	PC925LMJT		2
1984	1.8 Liters 1795 CC L4 MT & Turbo	51	PC925LMJT		2
1983	1.8 Liters 1795 CC L4 AT	51	PC925LMJT		2
1983	1.8 Liters 1795 CC L4 MT	51	PC925LMJT		2
<b>Mitsubishi Diamante</b>					
2004	3.5 Liters 3497 CC 215 CID V6	24	34-PC1500T	Yes	1
2003-1999	3.5 Liters 3497 CC 215 CID V6	86	75/86-PC1230DT		
1998-1997	3.5 Liters 3497 CC 215 CID V6	24	34-PC1500T	Yes	1
1996-1992	3.0 Liters 2972 CC 181 CID V6	24	34-PC1500T	Yes	1
<b>Mitsubishi Eclipse</b>					
2010-2006	3.8 Liters 3828 CC 230 CID V6	24	34-PC1500T	Yes	1
2010-2006	2.4 Liters 2378 CC L4	86	75/86-PC1230DT		
2005-2000	3.0 Liters 2972 CC 181 CID V6	86	75/86-PC1230DT		
2005-1996	2.4 Liters 2351 CC L4	86	75/86-PC1230DT		
1999	2.0 Liters 1997 CC 122 CID L4	86	75/86-PC1230DT		
1999-1995	2.0 Liters 1997 CC 122 CID L4 Turbo	86	75/86-PC1230DT		
1998-1995	2.0 Liters 1997 CC 122 CID L4 AT	86	75/86-PC1230DT		
1998-1995	2.0 Liters 1997 CC 122 CID L4 MT	86	75/86-PC1230DT		
1994-1990	2.0 Liters 1997 CC 122 CID L4	86	75/86-PC1230DT		
1994-1990	1.8 Liters 1755 CC 107 CID L4	86	75/86-PC1230DT		
<b>Mitsubishi Endeavor</b>					
2010	3.8 Liters 3828 CC 230 CID V6	24	34-PC1500T	Yes	1
2008-2005	3.8 Liters 3828 CC 230 CID V6	24	34-PC1500T	Yes	1
2004	3.8 Liters 3797 CC 230 CID V6	24	34-PC1500T	Yes	1

1. Installation requires optional height adapter. Additional cable may be required.
2. Installation requires battery to be placed on its side to dimensionally fit. Vehicle battery restraint(s) may require modification.
3. Installation requires reverse mounting orientation for correct terminal polarity
4. Vehicle battery restraint(s) may require modification.
5. Installation requires additional interbattery cables for parallel connections.
6. If vehicle as Intelligent Key option, then use 34R-PC1500T with the optional height adapter. Additional cable may be required.
7. If vehicle as Intelligent key option, then use 35-PC1400T

Year, Make & Model	Engine, Liter & Options	BCI Group Size	ODYSSEY® Battery Model	Height Adapter	Notes
<b>Mitsubishi Expo</b>					
1995-1992	2.4 Liters 2351 CC L4	24	34-PC1500T	Yes	1
<b>Mitsubishi Expo LRV</b>					
1994-1993	2.4 Liters 2351 CC L4	24	34-PC1500T	Yes	1
1994-1992	1.8 Liters 1834 CC 112 CID L4	25	25-PC1400T		
<b>Mitsubishi Fuso FC260</b>					
2009-2008	7.5 Liters 460 CID L6	31T	31-PC2150S		3
<b>Mitsubishi Fuso FE120</b>					
2005	4.9 Liters 299 CID L4	31T	31-PC2150S		3
<b>Mitsubishi Fuso FE140</b>					
2007-2006	4.9 Liters 299 CID L4	31T	31-PC2150S		3
<b>Mitsubishi Fuso FE145</b>					
2009-2005	4.9 Liters 299 CID L4	31T	31-PC2150S		3
<b>Mitsubishi Fuso FE145CC</b>					
2009-2005	4.9 Liters 299 CID L4	31T	31-PC2150S		3
<b>Mitsubishi Fuso FE180</b>					
2009-2005	4.9 Liters 299 CID L4	31T	31-PC2150S		3
<b>Mitsubishi Fuso FG140</b>					
2009-2005	4.9 Liters 299 CID L4	31T	31-PC2150S		3
<b>Mitsubishi Fuso FK200</b>					
2009-2005	7.5 Liters 460 CID L6	31T	31-PC2150S		3
<b>Mitsubishi Fuso FM260</b>					
2007-2005	7.5 Liters 460 CID L6	31T	31-PC2150S		3
<b>Mitsubishi Fuso FM330</b>					
2009-2005	7.5 Liters 460 CID L6	31T	31-PC2150S		3
<b>Mitsubishi Galant</b>					
2010-2005	2.4 Liters 2378 CC L4	86	75/86-PC1230DT		
2009-2005	3.8 Liters 3828 CC 230 CID V6	24	34-PC1500T	Yes	1
2004-1999	2.4 Liters 2351 CC L4	86	75/86-PC1230DT		
2003-1999	3.0 Liters 2972 CC 181 CID V6	86	75/86-PC1230DT		
1998-1994	2.4 Liters 2351 CC L4	26	PC1200LMJT		4
1993-1989	2.0 Liters 1997 CC 122 CID L4	51	PC925LMJT		2
1987-1985	2.4 Liters 2351 CC L4	51	PC925LMJT		2
2004	3.8 Liters 3800 CC V6	24	34-PC1500T	Yes	1
1988	3.0 Liters 2972 CC 181 CID V6	24	34-PC1500T	Yes	1
<b>Mitsubishi Lancer</b>					
2010-2009	2.4 Liters 2360 CC 144 CID L4	35	35-PC1400T		
2010-2008	2.0 Liters 1998 CC 122 CID L4	35	35-PC1400T		
2006-2005	2.4 Liters 2378 CC L4	35	35-PC1400T		
2006-2005	2.0 Liters 1999 CC L4	35	35-PC1400T		
2006-2005	2.0 Liters 1997 CC 122 CID L4	35	35-PC1400T		
2004	2.4 Liters 2400 CC L4	35	35-PC1400T		
2004-2002	2.0 Liters 2000 CC L4	35	35-PC1400T		
<b>Mitsubishi Mighty Max</b>					
1996-1995	2.4 Liters 2351 CC L4	51	PC925LMJT		2
1994-1990	3.0 Liters 2972 CC 181 CID V6	24	34-PC1500T	Yes	1
1994-1991	2.4 Liters 2351 CC L4 2WD & Canada	24	34-PC1500T	Yes	1
1994-1991	2.4 Liters 2351 CC L4 2WD & U.S.	51	PC925LMJT		2
1994-1991	2.4 Liters 2351 CC L4 4WD	51	PC925LMJT		2
1992-1991	2.4 Liters 2351 CC L4 Optional	24	34-PC1500T	Yes	1
1990	2.4 Liters 2351 CC L4 U.S.	51	PC925LMJT		2
1990	2.4 Liters 2351 CC L4 Canada	24	PC925LMJT		2
1989-1988	2.6 Liters 2555 CC 156 CID L4	51	PC925LMJT		2

Year, Make & Model	Engine, Liter & Options	BCI Group Size	ODYSSEY® Battery Model	Height Adapter	Notes
<b>Mitsubishi Mighty Max (ctd)</b>					
1989-1983	2.0 Liters 1997 CC 122 CID L4	51	PC925LMJT		2
1987-1985	2.6 Liters 2555 CC 156 CID L4	27	34-PC1500T	Yes	1
1985-1993	2.3 Liters 2346 CC 143 CID L4	51	PC925LMJT		2
1985-1984	2.3 Liters 2346 CC 143 CID L4 Diesel, Optional	29H	25-PC1400T		
1985-1983	2.6 Liters 2555 CC 156 CID L4 Optional	27	34-PC1500T	Yes	1
1985-1983	2.6 Liters 2555 CC 156 CID L4	51	PC925LMJT		2
1985-1983	2.0 Liters 1997 CC 122 CID L4 Optional	27	34-PC1500T	Yes	1
1983	2.3 Liters 2346 CC 143 CID L4 Diesel & Optional	27	34-PC1500T	Yes	1
<b>Mitsubishi Mirage</b>					
2002-1998	1.8 Liters 1834 CC 112 CID L4	35	35-PC1400T		
2002-1998	1.5 Liters 1468 CC 90 CID L4	35	35-PC1400T		
1997	1.8 Liters 1834 CC 112 CID L4	51R	PC925MJT		2
1997	1.5 Liters 1468 CC 90 CID L4	51R	PC925MJT		2
1996-1993	1.8 Liters 1834 CC 112 CID L4	51	PC925LMJT		2
1996-1993	1.5 Liters 1468 CC 90 CID L4	51	PC925LMJT		2
1992-1991	1.6 Liters 1597 CC 98 CID L4	25	25-PC1400T		
1992-1990	1.5 Liters 1468 CC 90 CID L4	25	25-PC1400T		
1989	1.6 Liters 1597 CC 98 CID L4	51	PC925LMJT		2
1989-1985	1.5 Liters 1468 CC 90 CID L4	51	PC925LMJT		2
1988-1985	1.6 Liters 1597 CC 98 CID L4 Turbo	51	PC925LMJT		2
<b>Mitsubishi Montero</b>					
2006	3.8 Liters 3828 CC 230 CID V6	24F	34R-PC1500T	Yes	1
2005-2003	3.8 Liters 3797 CC 230 CID V6	24F	34R-PC1500T	Yes	1
2002-2001	3.5 Liters 3497 CC 215 CID V6	24F	34R-PC1500T	Yes	1
2002	3.5 Liters 3497 CC 215 CID V6 Optional	27F	34R-PC1500T	Yes	1
2000-1994	3.5 Liters 3497 CC 215 CID V6	24	34-PC1500T	Yes	1
1996-1989	3.0 Liters 2972 CC 181 CID V6	24	34-PC1500T	Yes	1
1989-1983	2.6 Liters 2555 CC 156 CID L4	51	PC925LMJT		2
<b>Mitsubishi Montero Sport</b>					
2004	3.5 Liters 3497 CC 215 CID V6	24	34-PC1500T	Yes	1
2003	3.5 Liters 3497 CC 215 CID V6 Optional	24	34-PC1500T	Yes	1
2003-1997	3.0 Liters 2972 CC 181 CID V6 Optional	24	34-PC1500T	Yes	1
2002	3.5 Liters 3497 CC 215 CID V6	24	34-PC1500T	Yes	1
2002-1997	3.0 Liters 2972 CC 181 CID V6	25	25-PC1400T		
2001-1999	3.5 Liters 3497 CC 215 CID V6	25	25-PC1400T		
2000-1999	3.5 Liters 3497 CC 215 CID V6 Optional	24	34-PC1500T	Yes	1
1999-1997	2.4 Liters 2351 CC L4 Optional	24	34-PC1500T	Yes	1
1999-1997	2.4 Liters 2351 CC L4	25	25-PC1400T		
<b>Mitsubishi Outlander</b>					
2010-2007	3.0 Liters 2998 CC 182 CID V6	24F	34R-PC1500T	Yes	1
2010-2008	2.4 Liters 2360 CC 144 CID L4	35	35-PC1400T		
2006	2.4 Liters 2378 CC L4	35	35-PC1400T		
2006	2.4 Liters 2378 CC L4 Optional	24F	34R-PC1500T	Yes	1
2005	2.4 Liters 2378 CC L4	24F	34R-PC1500T	Yes	1
2004	2.4 Liters 2351 CC L4	24F	34R-PC1500T	Yes	1
2003	2.4 Liters 2351 CC L4	35	35-PC1400T		

1. Installation requires optional height adapter. Additional cable may be required.
2. Installation requires battery to be placed on its side to dimensionally fit. Vehicle battery restraint(s) may require modification.
3. Installation requires reverse mounting orientation for correct terminal polarity
4. Vehicle battery restraint(s) may require modification.
5. Installation requires additional interbattery cables for parallel connections.
6. If vehicle as Intelligent Key option, then use 34R-PC1500T with the optional height adapter. Additional cable may be required.
7. If vehicle as Intelligent key option, then use 35-PC1400T



Year, Make & Model	Engine, Liter & Options	BCI Group Size	ODYSSEY® Battery Model	Height Adapter	Notes
<b>Mitsubishi Precis</b>					
1994-1987	1.5 Liters 1468 CC L4	25	25-PC1400T		
<b>Mitsubishi Raider</b>					
2009-2006	3.7 Liters 226 CID V6	65	65-PC1750T		
2006	4.7 Liters 285 CID V8	65	65-PC1750T		
2006	4.7 Liters 285 CID V8 Optional	65	65-PC1750T		
2006	3.7 Liters 226 CID V6 Optional	65	65-PC1750T		
<b>Mitsubishi Sigma</b>					
1990-1989	3.0 Liters 2972 CC 181 CID V6	24	34-PC1500T	Yes	1
<b>Mitsubishi Starion</b>					
1989	2.6 Liters 2555 CC 156 CID L4	25	25-PC1400T		
1988-1983	2.6 Liters 2555 CC 156 CID L4	51	PC925LMJT		2
<b>Mitsubishi Tredia</b>					
1988-1986	2.0 Liters 1997 CC 122 CID L4	51	PC925LMJT		2
1988-1986	1.8 Liters 1795 CC L4	51	PC925LMJT		2
1985-1984	2.0 Liters 1997 CC 122 CID L4	51	PC925LMJT		2
1985	2.0 Liters 1997 CC 122 CID L4	24	34-PC1500T	Yes	1
1985	1.8 Liters 1795 CC L4	24	34-PC1500T	Yes	1
1984	1.8 Liters 1795 CC L4	51	PC925LMJT		2
1984	1.8 Liters 1795 CC L4 AT & Turbo	51	PC925LMJT		2
1984	1.8 Liters 1795 CC L4 MT & Turbo	51	PC925LMJT		2
1983	1.8 Liters 1795 CC L4 AT	51	PC925LMJT		2
1983	1.8 Liters 1795 CC L4 MT	51	PC925LMJT		2
<b>Mitsubishi Van</b>					
1990-1987	2.4 Liters 2351 CC L4	51	PC925LMJT		2
<b>Morgan 4/4</b>					
1994-1988	1.6 Liters 1599 CC 98 CID L4	N/A	N/A		
1990-1988	1.6 Liters 1585 CC 97 CID L4	N/A	N/A		
<b>Morgan Aero 8</b>					
2005-2004	4.4 Liters 4398 CC V8	N/A	N/A		
<b>Morgan Plus 8</b>					
2003-2002	3.9 Liters 3946 CC 241 CID V8	N/A	N/A		
1996-1991	3.5 Liters 3528 CC V8	N/A	N/A		
1990-1988	3.5 Liters 3528 CC 215 CID V8	N/A	N/A		
<b>Morris Minor</b>					
1971-1968	1.1 Liters 1098 CC 67 CID L4	24	34-PC1500T	Yes	1
1971-1968	1.0 Liters 998 CC 61 CID L4	24	34-PC1500T	Yes	1
1971-1968	1.0 Liters 970 CC 59 CID L4	24	34-PC1500T	Yes	1
1971-1968	0.9 Liters 848 CC 52 CID L4	24	34-PC1500T	Yes	1
1970-1968	1.3 Liters 1275 CC 78 CID L4	24	34-PC1500T	Yes	1
<b>Nash Ambassador Custom</b>					
1957	5.4 Liters 327 CID V8	1	N/A		
1956	5.8 Liters 352 CID V8	24	34-PC1500T	Yes	1
1955	5.2 Liters 320 CID V8	1	N/A		
1955-1952	4.1 Liters 253 CID L6	1	N/A		
1951-1950	3.8 Liters 235 CID L6	1	N/A		
<b>Nash Ambassador Special</b>					
1956	4.1 Liters 253 CID L6	24	34-PC1500T	Yes	1
<b>Nash Ambassador Super</b>					
1957	5.4 Liters 327 CID V8	1	N/A		
1956	5.8 Liters 352 CID V8	24	34-PC1500T	Yes	1
1956	4.1 Liters 250 CID V8	24	34-PC1500T	Yes	1
1955	5.2 Liters 320 CID V8	1	N/A		
1955-1952	4.1 Liters 253 CID L6	1	N/A		
1951-1950	3.8 Liters 235 CID L6	1	N/A		

Year, Make & Model	Engine, Liter & Options	BCI Group Size	ODYSSEY® Battery Model	Height Adapter	Notes
<b>Nash Nash-Healey</b>					
1954-1952	4.1 Liters 253 CID L6	1	N/A		
1952-1951	3.8 Liters 235 CID L6	1	N/A		
<b>Nash Rambler</b>					
1957	5.4 Liters 327 CID V8	1	N/A		
1957	4.1 Liters 250 CID V8	1	N/A		
1957	3.2 Liters 196 CID L6	1	N/A		
1956	3.2 Liters 196 CID L6	24	34-PC1500T	Yes	1
1955-1953	3.2 Liters 196 CID L6	1	N/A		
1954-1953	3.0 Liters 184 CID L6	1	N/A		
1952-1950	2.8 Liters 173 CID L6	1	N/A		
<b>Nash Statesman</b>					
1956	3.2 Liters 196 CID L6	24	34-PC1500T	Yes	1
1955-1952	3.2 Liters 196 CID L6	1	N/A		
1951-1950	3.0 Liters 184 CID L6	1	N/A		
<b>Nissan 1200</b>					
1973-1971	1.2 Liters 1171 CC L4	24	34-PC1500T	Yes	1
<b>Nissan 200SX</b>					
1998-1995	2.0 Liters 1998 CC L4 U.S.	35	35-PC1400T		
1998-1995	2.0 Liters 1998 CC L4 Canada	24F	34R-PC1500T	Yes	1
1998-1995	1.6 Liters 1597 CC L4 U.S.	35	35-PC1400T		
1998-1995	1.6 Liters 1597 CC L4 Canada	24F	34R-PC1500T	Yes	1
1995	2.0 Liters 1998 CC L4	35	35-PC1400T		
1995	2.0 Liters 1998 CC L4 Optional	24F	34R-PC1500T	Yes	1
1988-1987	3.0 Liters 2960 CC V6 U.S.	25	25-PC1400T		
1988	3.0 Liters 2960 CC V6 Canada & Optional	27	34-PC1500T	Yes	1
1988-1984	2.0 Liters 1974 CC L4 U.S.	25	25-PC1400T		
1988	2.0 Liters 1974 CC L4 Canada & Optional	24	34-PC1500T	Yes	1
1987	3.0 Liters 2960 CC V6 Canada	24	34-PC1500T	Yes	1
1987-1986	2.0 Liters 1974 CC L4 Canada	24	34-PC1500T	Yes	1
1987-1986	1.8 Liters 1809 CC L4 Canada	24	34-PC1500T	Yes	1
1987-1984	1.8 Liters 1809 CC L4 U.S.	25	25-PC1400T		
1985-1984	2.0 Liters 1974 CC L4 Canada	27	25-PC1400T		
1985-1984	1.8 Liters 1809 CC L4 Canada	27	34-PC1500T	Yes	1
1983-1982	2.2 Liters 2187 CC L4 Canada	24	34-PC1500T	Yes	1
1983-1982	2.2 Liters 2187 CC L4 U.S.	25	25-PC1400T		
1981	2.0 Liters 1952 CC L4 Canada	24	34-PC1500T	Yes	1
1981	2.0 Liters 1952 CC L4 U.S.	25	25-PC1400T		
1980-1978	2.0 Liters 1952 CC L4 U.S.	24	34-PC1500T	Yes	1
1980	2.0 Liters 1952 CC L4 Canada & Opt. U.S.	27	34-PC1500T	Yes	1
1979	2.0 Liters 1952 CC L4 Canada & Opt. U.S.	24	34-PC1500T	Yes	1
1978	2.0 Liters 1952 CC L4 Canada	24	34-PC1500T	Yes	1
1977	2.0 Liters 1952 CC L4	24	34-PC1500T	Yes	1
<b>Nissan 210</b>					
1982	1.5 Liters 1488 CC L4 Canada	24	34-PC1500T	Yes	1
1982	1.5 Liters 1488 CC L4 U.S.	24	34-PC1500T	Yes	1
1982-1981	1.4 Liters 1393 CC 85 CID L4	24	34-PC1500T	Yes	1
1982-1979	1.2 Liters 1237 CC L4 U.S.	24	34-PC1500T	Yes	1
1981-1979	1.2 Liters 1237 CC L4 Canada & Opt. U.S.	24	34-PC1500T	Yes	1
1980-1979	1.4 Liters 1393 CC 85 CID L4 U.S.	24	34-PC1500T	Yes	1

1. Installation requires optional height adapter. Additional cable may be required.
2. Installation requires battery to be placed on its side to dimensionally fit. Vehicle battery restraint(s) may require modification.
3. Installation requires reverse mounting orientation for correct terminal polarity
4. Vehicle battery restraint(s) may require modification.
5. Installation requires additional interbattery cables for parallel connections.
6. If vehicle as Intelligent Key option, then use 34R-PC1500T with the optional height adapter. Additional cable may be required.
7. If vehicle as Intelligent key option, then use 35-PC1400T

Year, Make & Model	Engine, Liter & Options	BCI Group Size	ODYSSEY® Battery Model	Height Adapter	Notes
<b>Nissan 210 (ctd)</b>					
1980-1979	1.4 Liters 1393 CC 85 CID L4 Canada & Opt. U.S.	27	34-PC1500T	Yes	1
1982	1.2 Liters 1237 CC L4 Canada	24	34-PC1500T	Yes	1
1981	1.5 Liters 1488 CC L4 Canada & Opt. U.S.	24	34-PC1500T	Yes	1
1980	1.5 Liters 1488 CC L4 U.S.	24	34-PC1500T	Yes	1
1980	1.5 Liters 1488 CC L4 Canada & Opt. U.S.	27	34-PC1500T	Yes	1
<b>Nissan 240SX</b>					
1998-1991	2.4 Liters 2389 CC L4 U.S.	25	25-PC1400T		
1998-1989	2.4 Liters 2389 CC L4 Canada & Optional	24	34-PC1500T	Yes	1
1990-1989	2.4 Liters 2389 CC L4	25	25-PC1400T		
<b>Nissan 240Z</b>					
1973-1970	2.4 Liters 2393 CC L6	24	34-PC1500T	Yes	1
<b>Nissan 260Z</b>					
1975-1974	2.6 Liters 2565 CC L6	24	34-PC1500T	Yes	1
<b>Nissan 280Z</b>					
1978	2.8 Liters 2753 CC L6 Canada	24	34-PC1500T	Yes	1
1978	2.8 Liters 2753 CC L6 U.S.	24	34-PC1500T	Yes	1
1977-1975	2.8 Liters 2753 CC L6	24	34-PC1500T	Yes	1
<b>Nissan 280ZX</b>					
1983-1981	2.8 Liters 2753 CC L6 U.S.	25	25-PC1400T		
1983-1980	2.8 Liters 2753 CC L6 Canada	27	34-PC1500T	Yes	1
1981	2.8 Liters 2753 CC L6	24	34-PC1500T	Yes	1
1981	2.8 Liters 2753 CC L6 Optional	27	34-PC1500T	Yes	1
1980-1979	2.8 Liters 2753 CC L6 U.S.	24	34-PC1500T	Yes	1
1979	2.8 Liters 2753 CC L6 Canada & Opt. U.S.	24	34-PC1500T	Yes	1
<b>Nissan 300ZX</b>					
1996-1993	3.0 Liters 2960 CC V6 Conv.	35	35-PC1400T		
1996-1993	3.0 Liters 2960 CC V6 MT ex. Conv.	24F	34R-PC1500T	Yes	1
1996-1990	3.0 Liters 2960 CC V6 AT	24F	34R-PC1500T	Yes	1
1992-1990	3.0 Liters 2960 CC V6 MT	24F	34R-PC1500T	Yes	1
1989-1984	3.0 Liters 2960 CC V6	25	25-PC1400T		
1989-1984	3.0 Liters 2960 CC V6 Canada & Optional	27	34-PC1500T	Yes	1
<b>Nissan 310</b>					
1982-1981	1.5 Liters 1488 CC L4 Canada & Opt. U.S.	24	34-PC1500T	Yes	1
1982-1981	1.5 Liters 1488 CC L4 U.S.	24	34-PC1500T	Yes	1
1980-1979	1.4 Liters 1393 CC 85 CID L4 U.S.	24	34-PC1500T	Yes	1
1980	1.4 Liters 1393 CC 85 CID L4 Canada & Opt. U.S.	27	34-PC1500T	Yes	1
1979	1.4 Liters 1393 CC 85 CID L4 Canada & Opt. U.S.	24	34-PC1500T	Yes	1
<b>Nissan 350Z</b>					
2009-2008	3.5 Liters 3498 CC V6	35	35-PC1400T		
2006-2003	3.5 Liters 3498 CC V6	35	35-PC1400T		
<b>Nissan 370Z</b>					
2010-2009	3.7 Liters 3696 CC V6	35	35-PC1400T		
<b>Nissan 410</b>					
1965-1963	1.2 Liters 1229 CC 75 CID L4	53	PC680MJT		3.4

Year, Make & Model	Engine, Liter & Options	BCI Group Size	ODYSSEY® Battery Model	Height Adapter	Notes
<b>Nissan 411</b>					
1967	1.6 Liters 1595 CC L4	53	PC680MJT		3.4
1965-1963	1.2 Liters 1229 CC 75 CID L4	53	PC680MJT		3.4
<b>Nissan 510</b>					
1981	2.0 Liters 1952 CC L4	24	34-PC1500T	Yes	1
1980	2.0 Liters 1952 CC L4 Canada & Opt. U.S.	27	34-PC1500T	Yes	1
1980-1978	2.0 Liters 1952 CC L4 U.S.	24	34-PC1500T	Yes	1
1979	2.0 Liters 1952 CC L4 Canada & Opt. U.S.	24	34-PC1500T	Yes	1
1978	2.0 Liters 1952 CC L4 Canada	24	34-PC1500T	Yes	1
1978	2.0 Liters 1952 CC L4 Optional	24	34-PC1500T	Yes	1
1973-1970	1.6 Liters 1595 CC L4	24	34-PC1500T	Yes	1
1969	1.6 Liters 1595 CC L4	53	PC680MJT		3.4
1968	1.6 Liters 1595 CC L4	24	34-PC1500T	Yes	1
<b>Nissan 520 Pickup</b>					
1968-1965	1.3 Liters 1299 CC 79 CID L4	53	PC680MJT		3.4
<b>Nissan 521 Pickup</b>					
1972-1970	1.6 Liters 1595 CC L4	24	34-PC1500T	Yes	1
1969	1.3 Liters 1299 CC 79 CID L4	53	PC680MJT		3.4
<b>Nissan 610</b>					
1976-1974	2.0 Liters 1952 CC L4	24	34-PC1500T	Yes	1
1973	1.8 Liters 1770 CC L4	24	34-PC1500T	Yes	1
<b>Nissan 620</b>					
1979-1978	2.0 Liters 1952 CC L4 U.S.	24	34-PC1500T	Yes	1
1979	2.0 Liters 1952 CC L4 U.S. & Optional	24	34-PC1500T	Yes	1
1978	2.0 Liters 1952 CC L4 Canada	24	34-PC1500T	Yes	1
1978	2.0 Liters 1952 CC L4 Optional	24	34-PC1500T	Yes	1
1977	2.0 Liters 1952 CC L4	24	34-PC1500T	Yes	1
1976	2.0 Liters 1952 CC L4 Canada	24	34-PC1500T	Yes	1
1976	2.0 Liters 1952 CC L4 U.S.	24	34-PC1500T	Yes	1
1975	2.0 Liters 1952 CC L4	24	34-PC1500T	Yes	1
<b>Nissan 620 Pickup</b>					
1974	1.8 Liters 1770 CC L4	24	34-PC1500T	Yes	1
1973-1972	1.6 Liters 1595 CC L4	24	34-PC1500T	Yes	1
<b>Nissan 710</b>					
1977-1975	2.0 Liters 1952 CC L4	24	34-PC1500T	Yes	1
1974	1.8 Liters 1770 CC L4	24	34-PC1500T	Yes	1
<b>Nissan 720</b>					
1986	2.5 Liters 2488 CC L4 Diesel	24	34-PC1500T	Yes	1
1986	2.4 Liters 2389 CC L4 Gas	25	25-PC1400T		
1986-1983	2.4 Liters 2389 CC L4 Canada & Optional	24	34-PC1500T	Yes	1
1985-1983	2.5 Liters 2488 CC L4	27	34-PC1500T	Yes	1
1985-1983	2.4 Liters 2389 CC L4 U.S. & Gas	25	25-PC1400T		
1985-1983	2.0 Liters 1952 CC L4 Canada & Optional	24	34-PC1500T	Yes	1
1985-1983	2.0 Liters 1952 CC L4 U.S. & Gas	25	25-PC1400T		
1983	2.2 Liters 2187 CC L4 U.S. & Gas	25	25-PC1400T		
1983-1982	2.2 Liters 2187 CC L4 Canada & Optional	24	34-PC1500T	Yes	1
1983-1982	2.2 Liters 2164 CC L4	27	34-PC1500T	Yes	1

1. Installation requires optional height adapter. Additional cable may be required.
2. Installation requires battery to be placed on its side to dimensionally fit. Vehicle battery restraint(s) may require modification.
3. Installation requires reverse mounting orientation for correct terminal polarity
4. Vehicle battery restraint(s) may require modification.
5. Installation requires additional interbattery cables for parallel connections.
6. If vehicle as Intelligent Key option, then use 34R-PC1500T with the optional height adapter. Additional cable may be required.
7. If vehicle as Intelligent key option, then use 35-PC1400T

Year, Make & Model	Engine, Liter & Options	BCI Group Size	ODYSSEY® Battery Model	Height Adapter	Notes
<b>Nissan 720 (ctd)</b>					
1985-1983	2.0 Liters 1952 CC L4 U.S. & Gas	25	25-PC1400T		
1983	2.2 Liters 2187 CC L4 U.S. & Gas	25	25-PC1400T		
1983-1982	2.2 Liters 2187 CC L4 Canada & Optional	24	34-PC1500T	Yes	1
1983-1982	2.2 Liters 2164 CC L4	27	34-PC1500T	Yes	1
1982	2.2 Liters 2187 CC L4 U.S.	25	25-PC1400T		
1981	2.2 Liters 2187 CC L4 U.S.	27	34-PC1500T	Yes	1
1981	2.2 Liters 2187 CC L4 Canada	27H	34-PC1500T	Yes	1
1981	2.2 Liters 2164 CC L4 U.S.	27	34-PC1500T	Yes	1
1981	2.2 Liters 2164 CC L4 Canada	27H	34-PC1500T	Yes	1
1980	2.0 Liters 1952 CC L4 U.S.	24	34-PC1500T	Yes	1
1980	2.0 Liters 1952 CC L4 Canada & Opt. U.S.	27	34-PC1500T	Yes	1
<b>Nissan 810</b>					
1981-1980	2.4 Liters 2393 CC L6 Canada	27	34-PC1500T	Yes	1
1981	2.8 Liters 2793 CC L6 Diesel	27	34-PC1500T	Yes	1
1981	2.4 Liters 2393 CC L6 U.S. & Gas	25	25-PC1400T		
1980	2.4 Liters 2393 CC L6 U.S.	24	34-PC1500T	Yes	1
1979-1977	2.4 Liters 2393 CC L6	24	34-PC1500T	Yes	1
1979	2.4 Liters 2393 CC L6 Optional	24	34-PC1500T	Yes	1
<b>Nissan Altima</b>					
2010-2007	3.5 Liters 3498 CC V6	35	35-PC1400T		
2010-2007	2.5 Liters 2500 CC L4	35	35-PC1400T		
2006-2002	3.5 Liters 3498 CC V6	24F	34R-PC1500T	Yes	1
2006-2002	2.5 Liters 2500 CC L4	24F	34R-PC1500T	Yes	1
2001-1996	2.4 Liters 2389 CC L4	24F	34R-PC1500T	Yes	1
1995-1993	2.4 Liters 2389 CC L4 U.S.	35	35-PC1400T		
1995-1993	2.4 Liters 2389 CC L4 Canada & Optional	24F	34R-PC1500T	Yes	1
<b>Nissan Altra EV</b>					
2001-1999	U/K Electric	N/A	N/A		
<b>Nissan Armada</b>					
2010-2009	5.6 Liters 5552 CC V8 ex. Tow Pkg	24F	34R-PC1500T	Yes	1
2010-2009	5.6 Liters 5552 CC V8 w/Tow Pkg	27F	34R-PC1500T	Yes	1
2008	5.6 Liters 5552 CC V8	27F	34R-PC1500T	Yes	1
2007-2006	5.6 Liters 5552 CC V8	24F	34R-PC1500T	Yes	1
2006-2005	5.6 Liters 5552 CC V8	27F	34R-PC1500T	Yes	1
<b>Nissan Axxess</b>					
1992-1990	2.4 Liters 2389 CC L4 Canada	24F	34R-PC1500T	Yes	1
1990	2.4 Liters 2389 CC L4 U.S.	35	35-PC1400T		
<b>Nissan B210</b>					
1978	1.4 Liters 1393 CC 85 CID L4 Canada	24	34-PC1500T	Yes	1
1978	1.4 Liters 1393 CC 85 CID L4 Optional	24	34-PC1500T	Yes	1
1978	1.4 Liters 1393 CC 85 CID L4 U.S.	24	34-PC1500T	Yes	1
1977-1975	1.4 Liters 1393 CC 85 CID L4	24	34-PC1500T	Yes	1
1974	1.3 Liters 1288 CC L4	24	34-PC1500T	Yes	1
<b>Nissan Cube</b>					
2010-2009	1.8 Liters 1798 CC L4	35	35-PC1400T		

Year, Make & Model	Engine, Liter & Options	BCI Group Size	ODYSSEY® Battery Model	Height Adapter	Notes
<b>Nissan D21</b>					
1994	3.0 Liters 2960 CC V6	24	34-PC1500T	Yes	1
1994	2.4 Liters 2389 CC L4	24	34-PC1500T	Yes	1
1993-1992	3.0 Liters 2960 CC V6 Canada	27	34-PC1500T	Yes	1
1993-1992	2.4 Liters 2389 CC L4 Canada	24	34-PC1500T	Yes	1
1993-1988	3.0 Liters 2960 CC V6 U.S.	25	25-PC1400T		
1993-1988	2.4 Liters 2389 CC L4 U.S.	25	25-PC1400T		
1991-1986	3.0 Liters 2960 CC V6 Canada & Optional	27	34-PC1500T	Yes	1
1991-1986	2.4 Liters 2389 CC L4 Canada & Optional	24	34-PC1500T	Yes	1
1987-1986	3.0 Liters 2960 CC V6 Gas	25	25-PC1400T		
1987-1986	2.4 Liters 2389 CC L4 Gas	25	25-PC1400T		
<b>Nissan F10</b>					
1978	1.4 Liters 1393 CC 85 CID L4 Canada	24	34-PC1500T	Yes	1
1978	1.4 Liters 1393 CC 85 CID L4 U.S.	24	34-PC1500T	Yes	1
1977-1976	1.4 Liters 1393 CC 85 CID L4	24	34-PC1500T	Yes	1
<b>Nissan Frontier</b>					
2010-2005	4.0 Liters 3954 CC V6	24F	34R-PC1500T	Yes	1
2010-2009	3.8 Liters 3799 CC V6	51R	PC925MJT		2
2010-2005	2.5 Liters 2500 CC L4	24F	34R-PC1500T	Yes	1
2004-2003	3.3 Liters 3275 CC V6	24	34-PC1500T	Yes	1
2004-2003	2.4 Liters 2389 CC L4 Optional	24	34-PC1500T	Yes	1
2004-2003	2.4 Liters 2389 CC L4	25	25-PC1400T		
2002-1999	3.3 Liters 3275 CC V6 Canada & Optional	24	34-PC1500T	Yes	1
2002-1999	3.3 Liters 3275 CC V6 U.S.	25	25-PC1400T		
2002-1998	2.4 Liters 2389 CC L4 Canada & Optional	24	34-PC1500T	Yes	1
2002-1998	2.4 Liters 2389 CC L4 U.S.	25	25-PC1400T		
<b>Nissan GT-R</b>					
2010-2009	3.8 Liters 3799 CC V6	51R	PC925MJT		2
<b>Nissan Maxima</b>					
2010-2002	3.5 Liters 3498 CC V6	24F	34R-PC1500T	Yes	1
2001-2000	3.0 Liters 2988 CC V6	24F	34R-PC1500T	Yes	1
1999-1995	3.0 Liters 2988 CC V6 U.S. ex. California	35	35-PC1400T		
1999-1995	3.0 Liters 2988 CC V6 Calif. & Canada	24F	34R-PC1500T	Yes	1
1999-1995	3.0 Liters 2988 CC V6 Optional	24F	34R-PC1500T	Yes	1
1994-1989	3.0 Liters 2960 CC V6	35	35-PC1400T		
1994-1989	3.0 Liters 2960 CC V6 Canada	24F	34R-PC1500T	Yes	1
1994-1989	3.0 Liters 2960 CC V6 Optional	24F	34R-PC1500T	Yes	1
1994-1987	3.0 Liters 2960 CC V6 Canada & Optional	27F	34R-PC1500T	Yes	1
1988-1985	3.0 Liters 2960 CC V6 U.S.	35	35-PC1400T		
1986	3.0 Liters 2960 CC V6 Optional	27F	34R-PC1500T	Yes	1
1985	3.0 Liters 2960 CC V6 Canada	27F	34R-PC1500T	Yes	1
1984	2.4 Liters 2393 CC L6 U.S.	25	25-PC1400T		
1984-1982	2.4 Liters 2393 CC L6 Canada	27	34-PC1500T	Yes	1
1983-1982	2.8 Liters 2793 CC L6 Diesel	27	34-PC1500T	Yes	1
1983-1982	2.4 Liters 2393 CC L6 U.S. & Gas	25	25-PC1400T		

1. Installation requires optional height adapter. Additional cable may be required.
2. Installation requires battery to be placed on its side to dimensionally fit. Vehicle battery restraint(s) may require modification.
3. Installation requires reverse mounting orientation for correct terminal polarity
4. Vehicle battery restraint(s) may require modification.
5. Installation requires additional interbattery cables for parallel connections.
6. If vehicle as Intelligent Key option, then use 34R-PC1500T with the optional height adapter. Additional cable may be required.
7. If vehicle as Intelligent key option, then use 35-PC1400T

Year, Make & Model	Engine, Liter & Options	BCI Group Size	ODYSSEY® Battery Model	Height Adapter	Notes
<b>Nissan Micra</b>					
1991-1988	1.2 Liters 1229 CC 75 CID L4	N/A	N/A		
1985-1984	1.2 Liters 1229 CC 75 CID L4 Canada	22NF	PC1200MJT		4
<b>Nissan Multi</b>					
1988-1986	2.0 Liters 1974 CC 122 CID L4	24F	34R-PC1500T	Yes	1
<b>Nissan Murano</b>					
2010-2009	3.5 Liters 3498 CC V6	35	35-PC1400T		
2008	3.5 Liters 3498 CC V6	24F	34R-PC1500T	Yes	1, 7
2007	3.5 Liters 3498 CC V6 w/Intelligent Key	24F	34R-PC1500T	Yes	1, 7
2007	3.5 Liters 3498 CC V6 w/o Intelligent Key	24F	34R-PC1500T	Yes	1, 7
2006-2003	3.5 Liters 3498 CC V6	35	35-PC1400T		
<b>Nissan NX</b>					
1993-1991	2.0 Liters 1998 CC L4 U.S.	35	35-PC1400T		
1993-1991	2.0 Liters 1998 CC L4 Canada & Optional	24F	34R-PC1500T	Yes	1
1993-1991	1.6 Liters 1597 CC L4 U.S.	35	35-PC1400T		
1993-1991	1.6 Liters 1597 CC L4 Canada	24F	34R-PC1500T	Yes	1
<b>Nissan Pathfinder</b>					
2010-2005	4.0 Liters 3954 CC V6	24F	34R-PC1500T	Yes	1
2010-2008	5.6 Liters 5552 CC V8	24F	34R-PC1500T	Yes	1
2004	5.6 Liters 5600 CC V8	24F	34R-PC1500T	Yes	1
2004	5.6 Liters 5600 CC V8 Optional	27F	34R-PC1500T	Yes	1
2004	3.5 Liters 3498 CC V6	24F	34R-PC1500T	Yes	1
2003	3.5 Liters 3498 CC V6	24	34-PC1500T	Yes	1
2002-2001	3.5 Liters 3498 CC V6	25	25-PC1400T		
2002-2001	3.5 Liters 3498 CC V6 Optional	27	34-PC1500T	Yes	1
2000-1996	3.3 Liters 3275 CC V6 U.S.	25	25-PC1400T		
2000-1996	3.3 Liters 3275 CC V6 Canada & Optional	27	34-PC1500T	Yes	1
1995-1992	3.0 Liters 2960 CC V6 Canada	27	34-PC1500T	Yes	1
1995-1987	3.0 Liters 2960 CC V6 U.S.	25	25-PC1400T		
1991-1987	3.0 Liters 2960 CC V6 Canada & Optional	27	34-PC1500T	Yes	1
1988-1987	2.4 Liters 2389 CC L4 Canada & Optional	24	34-PC1500T	Yes	1
1988-1987	2.4 Liters 2389 CC L4 U.S.	25	25-PC1400T		
<b>Nissan Pickup</b>					
1997-1995	2.4 Liters 2389 CC L4 Canada	24	34-PC1500T	Yes	1
1997-1995	2.4 Liters 2389 CC L4 U.S.	25	25-PC1400T		
1996-1995	3.0 Liters 2960 CC V6 Canada	24	34-PC1500T	Yes	1
1996-1995	3.0 Liters 2960 CC V6 U.S.	25	25-PC1400T		
<b>Nissan Pulsar</b>					
1983	1.6 Liters 1597 CC L4 U.S.	35	35-PC1400T		
1983	1.6 Liters 1597 CC L4	24F	34R-PC1500T	Yes	1
<b>Nissan Pulsar NX</b>					
1990-1983	1.6 Liters 1597 CC L4 U.S.	35	35-PC1400T		
1990-1983	1.6 Liters 1597 CC L4 Canada & Optional	24F	34R-PC1500T	Yes	1
1989-1988	1.8 Liters 1809 CC L4 U.S.	35	35-PC1400T		
1989-1988	1.8 Liters 1809 CC L4 Canada & Optional	24F	34R-PC1500T	Yes	1

Year, Make & Model	Engine, Liter & Options	BCI Group Size	ODYSSEY® Battery Model	Height Adapter	Notes
<b>Nissan Pulsar NX (ctd)</b>					
1984-1983	1.5 Liters 1488 CC L4 U.S.	35	35-PC1400T		
1984-1983	1.5 Liters 1488 CC L4 Canada & Optional	24F	34R-PC1500T	Yes	1
<b>Nissan Quest</b>					
2009-2004	3.5 Liters 3498 CC V6	24F	34R-PC1500T	Yes	1
2002-1999	3.3 Liters 3275 CC V6 U.S.	35	35-PC1400T		
2002-1999	3.3 Liters 3275 CC V6 Canada & Optional	24F	34R-PC1500T	Yes	1
1998-1996	3.0 Liters 2960 CC V6 Canada	24F	34R-PC1500T	Yes	1
1998-1993	3.0 Liters 2960 CC V6 U.S.	35	35-PC1400T		
1995-1993	3.0 Liters 2960 CC V6 Canada & Optional	24F	34R-PC1500T	Yes	1
<b>Nissan Rogue</b>					
2010-2009	2.5 Liters 2500 CC L4	35	35-PC1400T		
2008	2.5 Liters 2500 CC L4	24F	34R-PC1500T	Yes	1
<b>Nissan Sentra</b>					
2010-2009	2.5 Liters 2500 CC L4	40R	PC1200MJT		4
2010-2007	2.0 Liters 1997 CC L4	21R	PC1200MJT		4
2008-2003	2.5 Liters 2500 CC L4	35	35-PC1400T		
2006-2000	1.8 Liters 1809 CC L4	35	35-PC1400T		
2002	2.5 Liters 2500 CC L4	21R	PC1200MJT		4
2001	2.0 Liters 1998 CC L4	21R	PC1200MJT		4
2000-1999	2.0 Liters 1998 CC L4	35	35-PC1400T		
1999	1.6 Liters 1597 CC L4	35	35-PC1400T		
1998	2.0 Liters 1998 CC L4 U.S.	35	35-PC1400T		
1998	2.0 Liters 1998 CC L4 Canada	24F	34R-PC1500T	Yes	1
1998-1991	1.6 Liters 1597 CC L4 U.S.	35	35-PC1400T		
1998-1991	1.6 Liters 1597 CC L4 Canada	24F	34R-PC1500T	Yes	1
1994-1991	2.0 Liters 1998 CC L4 U.S.	35	35-PC1400T		
1994-1991	2.0 Liters 1998 CC L4 Canada & Optional	24F	34R-PC1500T	Yes	1
1991	2.0 Liters 1998 CC L4	35	35-PC1400T		
1991	2.0 Liters 1998 CC L4 Optional	24F	34R-PC1500T	Yes	1
1990-1987	1.6 Liters 1597 CC L4 Gas & U.S.	35	35-PC1400T		
1990-1987	1.6 Liters 1597 CC L4 Canada & Optional	24F	34R-PC1500T	Yes	1
1987-1985	1.7 Liters 1688 CC L4	27F	34R-PC1500T	Yes	1
1986-1985	1.7 Liters 1688 CC L4 Optional	27F	34R-PC1500T	Yes	1
1986-1985	1.6 Liters 1597 CC L4 Gas	24F	34R-PC1500T	Yes	1
1986-1985	1.6 Liters 1597 CC L4 Optional	27F	34R-PC1500T	Yes	1
1984-1983	1.7 Liters 1688 CC L4 Canada	27F	34R-PC1500T	Yes	1
1984-1983	1.7 Liters 1688 CC L4 U.S.	27F	34R-PC1500T	Yes	1
1984-1983	1.6 Liters 1597 CC L4 Canada	24	34-PC1500T	Yes	1
1984-1983	1.6 Liters 1597 CC L4 U.S.	35	35-PC1400T		
1983	1.6 Liters 1597 CC L4	35	35-PC1400T		
1983-1982	1.5 Liters 1488 CC L4 Canada	24	34-PC1500T	Yes	1
1983-1982	1.5 Liters 1488 CC L4 U.S.	35	35-PC1400T		
<b>Nissan Stanza</b>					
1992-1991	2.4 Liters 2389 CC L4 U.S.	35	35-PC1400T		
1992-1990	2.4 Liters 2389 CC L4 Canada & Optional	24F	34R-PC1500T	Yes	1
1990	2.4 Liters 2389 CC L4	35	35-PC1400T		
1989	2.0 Liters 1974 CC L4	35	35-PC1400T		
1989-1986	2.0 Liters 1974 CC L4 Canada & Optional	24F	34R-PC1500T	Yes	1

1. Installation requires optional height adapter. Additional cable may be required.
2. Installation requires battery to be placed on its side to dimensionally fit. Vehicle battery restraint(s) may require modification.
3. Installation requires reverse mounting orientation for correct terminal polarity
4. Vehicle battery restraint(s) may require modification.
5. Installation requires additional interbattery cables for parallel connections.
6. If vehicle as Intelligent Key option, then use 34R-PC1500T with the optional height adapter. Additional cable may be required.
7. If vehicle as Intelligent key option, then use 35-PC1400T



Year, Make & Model	Engine, Liter & Options	BCI Group Size	ODYSSEY® Battery Model	Height Adapter	Notes
<b>Nissan Stanza (ctd)</b>					
1988-1987	2.0 Liters 1974 CC L4 ex. Wagon	35	35-PC1400T		
1988-1987	2.0 Liters 1974 CC L4 4WD Wagon	24F	34R-PC1500T	Yes	1
1986-1982	2.0 Liters 1974 CC L4 U.S.	25	25-PC1400T		
1986	2.0 Liters 1974 CC L4	25	35-PC1400T		
1985-1982	2.0 Liters 1974 CC L4 Canada	24	34-PC1500T	Yes	1
<b>Nissan Titan</b>					
2010	5.6 Liters 5552 CC V8 ex. Tow Pkg	24F	34R-PC1500T	Yes	1
2010	5.6 Liters 5552 CC V8 w/Tow Pkg	27F	34R-PC1500T	Yes	1
2009-2005	5.6 Liters 5552 CC V8	24F	34R-PC1500T	Yes	1
2008	5.6 Liters 5552 CC V8 Flex Fuel	27F	34R-PC1500T	Yes	1
2006	5.6 Liters 5552 CC V8 w/ Tow Package or Optional	27F	34R-PC1500T	Yes	1
2006	5.6 Liters 5552 CC V8 w/Tow Pkg	27F	34R-PC1500T	Yes	1
2004	5.6 Liters 5600 CC V8	24F	34R-PC1500T	Yes	1
<b>Nissan Van</b>					
1988-1987	2.4 Liters 2389 CC L4	25	25-PC1400T		
<b>Nissan Versa</b>					
2010	1.8 Liters 1798 CC L4 AT	47	PC1200MJT		4
2010	1.8 Liters 1798 CC L4 CVT-Transmission	51R	PC925MJT		2
2010	1.6 Liters 1598 CC L4 AT	47	PC1200MJT		4
2010	1.6 Liters 1598 CC L4 CVT-Transmission	51R	PC925MJT		2
2009	1.8 Liters 1798 CC L4	51R	PC925MJT		2
2009	1.6 Liters 1598 CC L4	51R	PC925MJT		2
2008	1.8 Liters 1798 CC L4 CVT-Transmission	51R	PC925MJT		2
2008	1.8 Liters 1798 CC L4 ex. CVT-Transmission	99R	PC1200MJT		4
2007	1.8 Liters 1798 CC L4	51R	PC925MJT		2
<b>Nissan Xterra</b>					
2010-2005	4.0 Liters 3954 CC V6	24F	34R-PC1500T	Yes	1
2006-2005	2.5 Liters 2500 CC L4	24F	34R-PC1500T	Yes	1
2004	3.3 Liters 3275 CC V6 Optional	24	34-PC1500T	Yes	1
2004	3.3 Liters 3275 CC V6	25	25-PC1400T		
2004	2.4 Liters 2389 CC L4 Optional	24	34-PC1500T	Yes	1
2004	2.4 Liters 2389 CC L4	25	25-PC1400T		
2003-2000	3.3 Liters 3275 CC V6 U.S.	25	25-PC1400T		
2003	3.3 Liters 3275 CC V6 Canada & Optional	24	34-PC1500T	Yes	1
2003-2000	2.4 Liters 2389 CC L4 U.S.	25	25-PC1400T		
2003	2.4 Liters 2389 CC L4 Canada & Optional	24	34-PC1500T	Yes	1
2001-2000	3.3 Liters 3275 CC V6 Canada & Optional	24	34-PC1500T	Yes	1
2001-2000	2.4 Liters 2389 CC L4 Canada & Optional	24	34-PC1500T	Yes	1
<b>Nissan X-Trail</b>					
2006	2.5 Liters 2500 CC L4	24F	34R-PC1500T	Yes	1
2005	2.5 Liters 2500 CC L4	35	35-PC1400T		

Year, Make & Model	Engine, Liter & Options	BCI Group Size	ODYSSEY® Battery Model	Height Adapter	Notes
<b>Oldsmobile 442</b>					
1971-1970	7.5 Liters 455 CID V8 w/High Comp	27	34-PC1500T	Yes	1
1971-1970	7.5 Liters 455 CID V8 w/Low Comp	27	34-PC1500T	Yes	1
1970-1968	5.7 Liters 350 CID V8	24	34-PC1500T	Yes	1
1969	7.5 Liters 455 CID V8	24T	34-PC1500T	Yes	1
1969	6.6 Liters 400 CID V8	24T	34-PC1500T	Yes	1
1968	7.5 Liters 455 CID V8	24	34-PC1500T	Yes	1
1968-1967	6.6 Liters 400 CID V8	24	34-PC1500T	Yes	1
1966-1965	6.6 Liters 400 CID V8	27	34-PC1500T	Yes	1
<b>Oldsmobile 88</b>					
1998-1995	3.8 Liters 231 CID V6	78	78-PC1500		
1998	3.8 Liters 231 CID V6 Supercharged	78	78-PC1500		
1997-1992	3.8 Liters 231 CID V6 Optional	78	78-PC1500		
1995	3.8 Liters 231 CID V6 Heated Windshield	78	78-PC1500		
1994-1992	3.8 Liters 231 CID V6	75	75-PC1230		
1993-1992	3.8 Liters 231 CID V6 Heated Windshield	78	78-PC1500		
1957	6.1 Liters 371 CID V8	60	PC1700MJT		4
1956-1954	5.3 Liters 324 CID V8	2	N/A		
1950	5.0 Liters 303 CID V8	2	N/A		
<b>Oldsmobile 98</b>					
1974-1972	7.5 Liters 455 CID V8 Optional	74	75-PC1230		
1974-1972	7.5 Liters 455 CID V8	77	N/A		
1973-1972	5.7 Liters 350 CID V8	74	75-PC1230		
1971	7.5 Liters 455 CID V8 2V	77	N/A		
1971	7.5 Liters 455 CID V8 4V	77	N/A		
1971	7.5 Liters 455 CID V8 AC	77	N/A		
1970-1968	7.5 Liters 455 CID V8 w/High Comp	27	34-PC1500T	Yes	1
1970-1968	7.5 Liters 455 CID V8 w/Low Comp	27	34-PC1500T	Yes	1
1967-1965	7.0 Liters 425 CID V8	24	34-PC1500T	Yes	1
1966-1965	7.0 Liters 425 CID V8	27	34-PC1500T	Yes	1
1964-1960	6.5 Liters 394 CID V8	60	PC1700MJT		4
1959-1958	6.1 Liters 371 CID V8	60	PC1700MJT		4
1956-1954	5.3 Liters 324 CID V8	60	PC1700MJT		4
1953-1950	5.0 Liters 303 CID V8	2	N/A		
<b>Oldsmobile Achieva</b>					
1998-1994	3.1 Liters 189 CID V6	75	75-PC1230		
1998-1996	2.4 Liters 146 CID L4	75	75-PC1230		
1995-1992	2.3 Liters 138 CID L4	75	75-PC1230		
1994-1992	2.3 Liters 140 CID L4	75	75-PC1230		
1993-1992	3.3 Liters 204 CID V6	75	75-PC1230		
<b>Oldsmobile Alero</b>					
2004-1999	3.4 Liters 207 CID V6	75	75-PC1230		
2004-2002	2.2 Liters 2198 CC 134 CID L4	75	75-PC1230		
2001-1999	2.4 Liters 146 CID L4	75	75-PC1230		
<b>Oldsmobile Aurora</b>					
2003-2001	4.0 Liters 244 CID V8	100	75-PC1230		4
2002-2001	3.5 Liters 214 CID V6	100	75-PC1230		4
1999-1998	4.0 Liters 244 CID V8	79	78-PC1500		4
1997-1995	4.0 Liters 244 CID V8	76	78-PC1500		

1. Installation requires optional height adapter. Additional cable may be required.
2. Installation requires battery to be placed on its side to dimensionally fit. Vehicle battery restraint(s) may require modification.
3. Installation requires reverse mounting orientation for correct terminal polarity
4. Vehicle battery restraint(s) may require modification.
5. Installation requires additional interbattery cables for parallel connections.
6. If vehicle as Intelligent Key option, then use 34R-PC1500T with the optional height adapter. Additional cable may be required.
7. If vehicle as Intelligent key option, then use 35-PC1400T

Year, Make & Model	Engine, Liter & Options	BCI Group Size	ODYSSEY® Battery Model	Height Adapter	Notes
<b>Oldsmobile Bravada</b>					
2004-2002	4.2 Liters 256 CID L6	78	78-PC1500		
2001-1996	4.3 Liters 262 CID V6	75	75-PC1230		
2001-1996	4.3 Liters 262 CID V6 Optional	75	75-PC1230		
1994-1991	4.3 Liters 262 CID V6	75	75-PC1230		
1994-1991	4.3 Liters 262 CID V6 Optional	78	78-PC1500		
<b>Oldsmobile Calais</b>					
1987-1985	3.0 Liters 181 CID V6	75	75-PC1230		
1987-1985	2.5 Liters 2474 CC 151 CID L4	75	75-PC1230		
1987	2.3 Liters 138 CID L4	75	75-PC1230		
<b>Oldsmobile Custom Cruiser</b>					
1992	5.7 Liters 350 CID V8	75	75-PC1230		
1992-1991	5.0 Liters 305 CID V8	75	75-PC1230		
1990	5.0 Liters 307 CID V8	75	75-PC1230		
1989-1987	5.0 Liters 307 CID V8	70	PC1200LMJT		4
1989-1987	5.0 Liters 307 CID V8 Optional	75	75-PC1230		
1986	5.0 Liters 307 CID V8	75	75-PC1230		
1985	5.7 Liters 350 CID V8	70	PC1200LMJT		4
1985-1983	5.7 Liters 350 CID V8 Optional	78	78-PC1500		
1985-1983	5.0 Liters 307 CID V8 Optional	75	75-PC1230		
1985-1980	5.0 Liters 307 CID V8	71	PC1200LMJT		4
1984-1983	5.7 Liters 350 CID V8	75	75-PC1230		
1982-1980	5.7 Liters 350 CID V8	73	PC1200LMJT		4
1982-1980	5.7 Liters 350 CID V8 Optional	74	75-PC1230		
1980-1978	5.7 Liters 350 CID V8	71	PC1200LMJT		4
1979-1978	6.6 Liters 403 CID V8	71	PC1200LMJT		4
1979	5.7 Liters 350 CID V8 HBL &/or AC, Optional	73	PC1200LMJT		4
1979	5.7 Liters 350 CID V8 Diesel	74	75-PC1230		
1979	5.7 Liters 350 CID V8 Diesel & Optional	74	75-PC1230		
1979	5.7 Liters 350 CID V8 HBL & AC, Optional	74	75-PC1230		
1978	6.6 Liters 403 CID V8 Optional	73	PC1200LMJT		4
1978	5.7 Liters 350 CID V8 Diesel	71	PC1200LMJT		4
1978	5.7 Liters 350 CID V8 Diesel & Optional	73	PC1200LMJT		4
1978	5.7 Liters 350 CID V8 Optional	73	PC1200LMJT		4
1977	6.6 Liters 403 CID V8	74	75-PC1230		
1977	5.7 Liters 350 CID V8	72	PC1200LMJT		4
1976-1975	7.5 Liters 455 CID V8	74	75-PC1230		
1975	6.6 Liters 400 CID V8	74	75-PC1230		
1974-1972	7.5 Liters 455 CID V8	77	N/A		
1973	5.7 Liters 350 CID V8	74	75-PC1230		
1971	7.5 Liters 455 CID V8 w/High Comp	27	34-PC1500T	Yes	1
1971	7.5 Liters 455 CID V8 w/Low Comp	27	34-PC1500T	Yes	1
<b>Oldsmobile Cutlass</b>					
1999-1998	3.1 Liters 189 CID V6	75	75-PC1230		
1997	3.1 Liters 189 CID V6	78	78-PC1500		
1987	5.0 Liters 305 CID V8	75	75-PC1230		
1987-1985	5.0 Liters 305 CID V8 Optional	75	75-PC1230		
1986	5.0 Liters 305 CID V8	70	PC1200LMJT		4
1985	5.0 Liters 305 CID V8	75	75-PC1230		
1981	5.7 Liters 350 CID V8 Diesel	73	PC1200LMJT		4

Year, Make & Model	Engine, Liter & Options	BCI Group Size	ODYSSEY® Battery Model	Height Adapter	Notes
<b>Oldsmobile Cutlass (ctd)</b>					
1981-1979	5.7 Liters 350 CID V8 Diesel & Optional	74	75-PC1230		
1981	4.4 Liters 267 CID V8 Gas	71	PC1200LMJT		4
1981	4.4 Liters 267 CID V8 Gas & Optional	73	PC1200LMJT		4
1981-1980	4.3 Liters 260 CID V8 Gas	71	PC1200LMJT		4
1981	4.3 Liters 260 CID V8 Gas & Optional	73	PC1200LMJT		4
1981-1977	3.8 Liters 231 CID V6	71	PC1200LMJT		4
1980	5.7 Liters 350 CID V8 Gas	71	PC1200LMJT		4
1980	5.7 Liters 350 CID V8 HBL &/or AC	73	PC1200LMJT		4
1980	5.7 Liters 350 CID V8 Optional	73	PC1200LMJT		4
1980-1979	5.7 Liters 350 CID V8 Diesel	74	75-PC1230		
1980-1978	5.0 Liters 305 CID V8	71	PC1200LMJT		4
1980	4.3 Liters 260 CID V8 Optional	73	PC1200LMJT		4
1979-1978	5.7 Liters 350 CID V8	71	PC1200LMJT		4
1979	5.7 Liters 350 CID V8 HBL &/or AC, Optional	73	PC1200LMJT		4
1979	5.7 Liters 350 CID V8 HBL & AC, Optional	74	75-PC1230		
1979-1977	4.3 Liters 260 CID V8	71	PC1200LMJT		4
1979	4.3 Liters 260 CID V8 Diesel	73	PC1200LMJT		4
1979	4.3 Liters 260 CID V8 HBL &/or AC, Optional	73	PC1200LMJT		4
1979	4.3 Liters 260 CID V8 Diesel & Optional	74	75-PC1230		
1979	4.3 Liters 260 CID V8 HBL & AC, Optional	74	75-PC1230		
1979	3.8 Liters 231 CID V6 HBL & AC, Optional	71	PC1200LMJT		4
1979	3.8 Liters 231 CID V6 HBL & AC, Optional	73	PC1200LMJT		4
1978	5.7 Liters 350 CID V8 Optional	73	PC1200LMJT		4
1978	5.0 Liters 305 CID V8 Optional	73	PC1200LMJT		4
1978	4.3 Liters 260 CID V8 HBL & AC	71	PC1200LMJT		4
1977	6.6 Liters 403 CID V8	74	75-PC1230		
1977-1975	5.7 Liters 350 CID V8	72	PC1200LMJT		4
1977-1975	4.3 Liters 260 CID V8	72	PC1200LMJT		4
1977	3.8 Liters 231 CID V6	72	PC1200LMJT		4
1976-1975	7.5 Liters 455 CID V8	74	75-PC1230		
1976-1975	4.1 Liters 250 CID L6	72	PC1200LMJT		4
1974-1972	7.5 Liters 455 CID V8	77	N/A		
1974-1972	5.7 Liters 350 CID V8	74	75-PC1230		
1971-1970	7.5 Liters 455 CID V8 w/High Comp	27	34-PC1500T	Yes	1
1971-1970	7.5 Liters 455 CID V8 w/Low Comp	27	34-PC1500T	Yes	1
1971-1968	5.7 Liters 350 CID V8	24	34-PC1500T	Yes	1
1971-1968	4.1 Liters 250 CID L6	22F	PC1200LMJT		4
1968-1967	6.6 Liters 400 CID V8	24	34-PC1500T	Yes	1
1967-1964	5.4 Liters 330 CID V8	24	34-PC1500T	Yes	1
1966-1965	6.6 Liters 400 CID V8	27	34-PC1500T	Yes	1
1966-1965	5.4 Liters 330 CID V8	27	34-PC1500T	Yes	1
1964	5.4 Liters 330 CID V8	60	PC1700MJT		4
1963-1962	3.5 Liters 215 CID V8	60	PC1700MJT		4

1. Installation requires optional height adapter. Additional cable may be required.
2. Installation requires battery to be placed on its side to dimensionally fit. Vehicle battery restraint(s) may require modification.
3. Installation requires reverse mounting orientation for correct terminal polarity
4. Vehicle battery restraint(s) may require modification.
5. Installation requires additional interbattery cables for parallel connections.
6. If vehicle as Intelligent Key option, then use 34R-PC1500T with the optional height adapter. Additional cable may be required.
7. If vehicle as Intelligent key option, then use 35-PC1400T

Year, Make & Model	Engine, Liter & Options	BCI Group Size	ODYSSEY® Battery Model	Height Adapter	Notes
<b>Oldsmobile Cutlass Calais</b>					
1991-1989	3.3 Liters 204 CID V6	75	75-PC1230		
1991-1989	2.3 Liters 140 CID L4	75	75-PC1230		
1991-1988	2.5 Liters 2474 CC 151 CID L4	75	75-PC1230		
1991-1988	2.3 Liters 138 CID L4	75	75-PC1230		
1988	3.0 Liters 181 CID V6	75	75-PC1230		
1985	5.7 Liters 350 CID V8	75	75-PC1230		
1985	5.0 Liters 307 CID V8	75	75-PC1230		
1985	4.3 Liters 260 CID V6	75	75-PC1230		
1985	3.8 Liters 231 CID V6	75	75-PC1230		
1984	5.7 Liters 350 CID V8 Diesel	71	PC1200LMJT		4
1984-1983	5.7 Liters 350 CID V8 Diesel & Optional	75	75-PC1230		
1984	5.0 Liters 307 CID V8	71	PC1200LMJT		4
1984	5.0 Liters 305 CID V8	71	PC1200LMJT		4
1984-1983	5.0 Liters 307 CID V8 Optional	75	75-PC1230		
1984	4.3 Liters 260 CID V6 Diesel	71	PC1200LMJT		4
1984-1983	4.3 Liters 260 CID V6 Diesel & Optional	75	75-PC1230		
1984	3.8 Liters 231 CID V6	71	PC1200LMJT		4
1984	3.8 Liters 231 CID V6 Optional	75	75-PC1230		
1983-1981	5.7 Liters 350 CID V8 Diesel	70	PC1200LMJT		4
1983-1982	5.0 Liters 307 CID V8	70	PC1200LMJT		4
1983-1982	4.3 Liters 260 CID V6 Diesel	70	PC1200LMJT		4
1983-1981	3.8 Liters 231 CID V6	70	PC1200LMJT		4
1982-1981	5.7 Liters 350 CID V8 Diesel & Optional	73	PC1200LMJT		4
1982	5.0 Liters 307 CID V8 Optional	73	PC1200LMJT		4
1982	4.4 Liters 267 CID V8	70	PC1200LMJT		4
1982	4.4 Liters 267 CID V8 Optional	73	PC1200LMJT		4
1982-1981	4.3 Liters 260 CID V8	70	PC1200LMJT		4
1982	4.3 Liters 260 CID V6 Diesel & Optional	73	PC1200LMJT		4
1982-1980	4.3 Liters 260 CID V8 Optional	73	PC1200LMJT		4
1980	5.7 Liters 350 CID V8 Gas	71	PC1200LMJT		4
1980	5.7 Liters 350 CID V8 HBL &/or AC	73	PC1200LMJT		4
1980	5.7 Liters 350 CID V8 Optional	73	PC1200LMJT		4
1980	5.7 Liters 350 CID V8 Diesel	74	75-PC1230		
1980	5.7 Liters 350 CID V8 Diesel & Optional	74	75-PC1230		
1980-1978	5.0 Liters 305 CID V8	71	PC1200LMJT		4
1980	4.3 Liters 260 CID V8 Gas	71	PC1200LMJT		4
1980-1978	3.8 Liters 231 CID V6	71	PC1200LMJT		4
1979	5.7 Liters 350 CID V8	71	PC1200LMJT		4
1979	5.7 Liters 350 CID V8 HBL &/or AC, Optional	73	PC1200LMJT		4
1979	5.7 Liters 350 CID V8 HBL & AC, Optional	74	75-PC1230		
1979-1978	4.3 Liters 260 CID V8	71	PC1200LMJT		4
1979	4.3 Liters 260 CID V8 Diesel	73	PC1200LMJT		4
1979	4.3 Liters 260 CID V8 HBL &/or AC, Optional	73	PC1200LMJT		4
1979	4.3 Liters 260 CID V8 Diesel & Optional	74	75-PC1230		
1979	4.3 Liters 260 CID V8 HBL & AC, Optional	74	75-PC1230		

Year, Make & Model	Engine, Liter & Options	BCI Group Size	ODYSSEY® Battery Model	Height Adapter	Notes
<b>Oldsmobile Cutlass Calais (ctd)</b>					
1979	3.8 Liters 231 CID V6 HBL & AC, Optional	71	PC1200LMJT		4
1979	3.8 Liters 231 CID V6 HBL & AC, Optional	73	PC1200LMJT		4
1978	5.0 Liters 305 CID V8 Optional	73	PC1200LMJT		4
1978	4.3 Liters 260 CID V8 HBL & AC	71	PC1200LMJT		4
<b>Oldsmobile Cutlass Ciera</b>					
1996	3.1 Liters 189 CID V6	78	78-PC1500		
1996-1993	2.2 Liters 134 CID L4	75	75-PC1230		
1995	3.1 Liters 189 CID V6 Early	75	75-PC1230		
1995	3.1 Liters 189 CID V6 Late	78	78-PC1500		
1994	3.1 Liters 189 CID V6	75	75-PC1230		
1993-1989	3.3 Liters 204 CID V6	75	75-PC1230		
1992-1984	2.5 Liters 2474 CC 151 CID L4	75	75-PC1230		
1989-1987	2.8 Liters 173 CID V6	75	75-PC1230		
1989-1987	2.8 Liters 173 CID V6 Optional	75	75-PC1230		
1988-1987	3.8 Liters 231 CID V6 Optional	75	75-PC1230		
1988-1987	2.5 Liters 2474 CC 151 CID L4 Optional	75	75-PC1230		
1988-1984	3.8 Liters 231 CID V6	75	75-PC1230		
1986-1984	3.8 Liters 231 CID V6 Optional	78	78-PC1500		
1986	2.8 Liters 173 CID V6 ex. MFI	70	PC1200LMJT		4
1986	2.8 Liters 173 CID V6 ex. MFI, Optional	75	75-PC1230		
1986	2.8 Liters 173 CID V6 MFI	75	75-PC1230		
1986	2.8 Liters 173 CID V6 MFI & Optional	75	75-PC1230		
1985-1984	4.3 Liters 260 CID V6 Diesel, Optional	76	78-PC1500		
1985-1984	4.3 Liters 260 CID V6 Diesel	78	78-PC1500		
1985-1984	3.0 Liters 181 CID V6	75	75-PC1230		
1985-1984	2.8 Liters 173 CID V6	71	PC1200LMJT		4
1985-1983	3.0 Liters 181 CID V6 Optional	75	75-PC1230		
1985-1983	2.8 Liters 173 CID V6 Optional	75	75-PC1230		
1983-1982	4.3 Liters 260 CID V6 Diesel & Optional	75	75-PC1230		
1983-1982	4.3 Liters 260 CID V6 Diesel	76	75-PC1230		
1983	3.0 Liters 181 CID V6	70	PC1200LMJT		4
1983	2.8 Liters 173 CID V6	70	PC1200LMJT		4
1983-1982	2.5 Liters 2474 CC 151 CID L4	70	PC1200LMJT		4
1983	2.5 Liters 2474 CC 151 CID L4 Optional	75	75-PC1230		
1982	3.0 Liters 181 CID V6 Gas	70	PC1200LMJT		4
1982	3.0 Liters 181 CID V6 Gas & Optional	73	PC1200LMJT		4
1982	2.8 Liters 173 CID V6 Gas	70	PC1200LMJT		4
1982	2.8 Liters 173 CID V6 Gas & Optional	73	PC1200LMJT		4
1982	2.5 Liters 2474 CC 151 CID L4 Gas	70	PC1200LMJT		4
1982	2.5 Liters 2474 CC 151 CID L4 Gas & Optional	73	PC1200LMJT		4

1. Installation requires optional height adapter. Additional cable may be required.
2. Installation requires battery to be placed on its side to dimensionally fit. Vehicle battery restraint(s) may require modification.
3. Installation requires reverse mounting orientation for correct terminal polarity
4. Vehicle battery restraint(s) may require modification.
5. Installation requires additional interbattery cables for parallel connections.
6. If vehicle as Intelligent Key option, then use 34R-PC1500T with the optional height adapter. Additional cable may be required.
7. If vehicle as Intelligent key option, then use 35-PC1400T

Year, Make & Model	Engine, Liter & Options	BCI Group Size	ODYSSEY® Battery Model	Height Adapter	Notes
<b>Oldsmobile Cutlass Cruiser</b>					
1994	3.1 Liters 189 CID V6	75	75-PC1230		
1993-1989	3.3 Liters 204 CID V6	75	75-PC1230		
1990-1987	2.5 Liters 2474 CC 151 CID L4	75	75-PC1230		
1989-1987	2.8 Liters 173 CID V6	75	75-PC1230		
1988-1987	3.8 Liters 231 CID V6	75	75-PC1230		
1983	5.7 Liters 350 CID V8 Diesel	75	75-PC1230		
1983	5.7 Liters 350 CID V8 Diesel & Optional	78	78-PC1500		
1983	5.0 Liters 307 CID V8	71	PC1200LMJT		4
1983	5.0 Liters 307 CID V8 Optional	75	75-PC1230		
1983	5.0 Liters 305 CID V8	70	PC1200LMJT		4
1983	5.0 Liters 305 CID V8 Optional	75	75-PC1230		
1983	3.8 Liters 231 CID V6	70	PC1200LMJT		4
1983	3.8 Liters 231 CID V6 Optional	75	75-PC1230		
1982-1981	5.7 Liters 350 CID V8 Diesel	73	PC1200LMJT		4
1982-1980	5.7 Liters 350 CID V8 Diesel & Optional	74	75-PC1230		
1982	5.0 Liters 305 CID V8	71	PC1200LMJT		4
1982-1981	5.0 Liters 307 CID V8 Gas	71	PC1200LMJT		4
1982-1981	5.0 Liters 307 CID V8 Gas & Optional	73	PC1200LMJT		4
1982	4.4 Liters 267 CID V8	71	PC1200LMJT		4
1982	4.4 Liters 267 CID V8 Gas, Optional	73	PC1200LMJT		4
1982-1981	4.3 Liters 260 CID V8 Gas & Optional	73	PC1200LMJT		4
1982-1980	4.3 Liters 260 CID V8 Gas	71	PC1200LMJT		4
1982-1980	3.8 Liters 231 CID V6	71	PC1200LMJT		4
1980	5.7 Liters 350 CID V8 Gas	71	PC1200LMJT		4
1980	5.7 Liters 350 CID V8 HBL &/or AC	73	PC1200LMJT		4
1980	5.7 Liters 350 CID V8 Optional	73	PC1200LMJT		4
1980	5.7 Liters 350 CID V8 Diesel	74	75-PC1230		
1980	5.0 Liters 305 CID V8	71	PC1200LMJT		4
1980	4.3 Liters 260 CID V8 Optional	73	PC1200LMJT		4
<b>Oldsmobile Cutlass Salon</b>					
1987-1985	5.0 Liters 307 CID V8 Optional	75	75-PC1230		
1987-1985	5.0 Liters 307 CID V8	75	75-PC1230		
1987-1985	3.8 Liters 231 CID V6	75	75-PC1230		
1987-1985	3.8 Liters 231 CID V6 Optional	75	75-PC1230		
1985	5.7 Liters 350 CID V8 Diesel	70	PC1200LMJT		4
1985	5.7 Liters 350 CID V8 Diesel & Optional	78	78-PC1500		
1985	5.0 Liters 307 CID V8	71	PC1200LMJT		4
1981	5.7 Liters 350 CID V8	70	PC1200LMJT		4
1981	4.3 Liters 260 CID V8	70	PC1200LMJT		4
1981	3.8 Liters 231 CID V6	70	PC1200LMJT		4
1980	5.7 Liters 350 CID V8 Diesel	74	75-PC1230		
1980	5.7 Liters 350 CID V8 Diesel & Optional	74	75-PC1230		
1980-1978	5.0 Liters 305 CID V8	71	PC1200LMJT		4
1980	4.3 Liters 260 CID V8 Gas	71	PC1200LMJT		4
1980	4.3 Liters 260 CID V8 Optional	73	PC1200LMJT		4
1980-1978	3.8 Liters 231 CID V6	71	PC1200LMJT		4
1979	5.7 Liters 350 CID V8	71	PC1200LMJT		4

Year, Make & Model	Engine, Liter & Options	BCI Group Size	ODYSSEY® Battery Model	Height Adapter	Notes
<b>Oldsmobile Cutlass Salon (ctd)</b>					
1979	5.7 Liters 350 CID V8 HBL &/or AC, Optional	73	PC1200LMJT		4
1979	5.7 Liters 350 CID V8 HBL & AC, Optional	74	75-PC1230		
1979-1978	4.3 Liters 260 CID V8	71	PC1200LMJT		4
1979	4.3 Liters 260 CID V8 Diesel	73	PC1200LMJT		4
1979	4.3 Liters 260 CID V8 HBL &/or AC, Optional	73	PC1200LMJT		4
1979	4.3 Liters 260 CID V8 Diesel & Optional	74	75-PC1230		
1979	4.3 Liters 260 CID V8 HBL & AC, Optional	74	75-PC1230		
1979	3.8 Liters 231 CID V6 HBL & AC, Optional	71	PC1200LMJT		4
1979	3.8 Liters 231 CID V6 HBL & AC, Optional	73	PC1200LMJT		4
1978	5.7 Liters 350 CID V8	70	PC1200LMJT		4
1978	5.0 Liters 305 CID V8 Optional	73	PC1200LMJT		4
1978	4.3 Liters 260 CID V8 HBL & AC	71	PC1200LMJT		4
1977	6.6 Liters 403 CID V8	74	75-PC1230		
1977-1975	5.7 Liters 350 CID V8	72	PC1200LMJT		4
1977-1975	4.3 Liters 260 CID V8	72	PC1200LMJT		4
1976-1975	7.5 Liters 455 CID V8	74	75-PC1230		
<b>Oldsmobile Cutlass Supreme</b>					
1997-1996	3.1 Liters 189 CID V6	78	78-PC1500		
1996	3.4 Liters 207 CID V6	78	78-PC1500		
1995	3.4 Liters 207 CID V6 Early	75	75-PC1230		
1995	3.4 Liters 207 CID V6 Late	78	78-PC1500		
1995	3.1 Liters 189 CID V6 Early	75	75-PC1230		
1995	3.1 Liters 189 CID V6 Late	78	78-PC1500		
1994-1991	3.4 Liters 207 CID V6	75	75-PC1230		
1994-1989	3.1 Liters 189 CID V6	75	75-PC1230		
1991-1990	2.3 Liters 138 CID L4	75	75-PC1230		
1990	2.3 Liters 140 CID L4	75	75-PC1230		
1989	2.8 Liters 173 CID V6	75	75-PC1230		
1988	5.0 Liters 307 CID V8 FWD & U.S.	75	75-PC1230		
1988	5.0 Liters 307 CID V8 FWD Opt. & Can.	75	75-PC1230		
1988	5.0 Liters 307 CID V8 RWD	75	75-PC1230		
1988	5.0 Liters 307 CID V8 RWD & Optional	75	75-PC1230		
1988	2.8 Liters 173 CID V6 FWD & U.S.	75	75-PC1230		
1988	2.8 Liters 173 CID V6 FWD Opt. & Can.	75	75-PC1230		
1988	2.8 Liters 173 CID V6 RWD	75	75-PC1230		
1988	2.8 Liters 173 CID V6 RWD & Optional	75	75-PC1230		
1987	5.0 Liters 305 CID V8	75	75-PC1230		
1987-1986	5.0 Liters 307 CID V8	75	75-PC1230		
1987-1985	5.0 Liters 305 CID V8 Optional	75	75-PC1230		
1987-1984	3.8 Liters 231 CID V6	75	75-PC1230		
1987-1984	3.8 Liters 231 CID V6 Optional	75	75-PC1230		
1987-1983	5.0 Liters 307 CID V8 Optional	75	75-PC1230		

1. Installation requires optional height adapter. Additional cable may be required.
2. Installation requires battery to be placed on its side to dimensionally fit. Vehicle battery restraint(s) may require modification.
3. Installation requires reverse mounting orientation for correct terminal polarity
4. Vehicle battery restraint(s) may require modification.
5. Installation requires additional interbattery cables for parallel connections.
6. If vehicle as Intelligent Key option, then use 34R-PC1500T with the optional height adapter. Additional cable may be required.
7. If vehicle as Intelligent key option, then use 35-PC1400T



Year, Make & Model	Engine, Liter & Options	BCI Group Size	ODYSSEY® Battery Model	Height Adapter	Notes
<b>Oldsmobile Cutlass Supreme (ctd)</b>					
1985-1984	5.7 Liters 350 CID V8 Diesel	70	PC1200LMJT		4
1985-1983	5.7 Liters 350 CID V8 Diesel & Optional	78	78-PC1500		
1985	5.0 Liters 305 CID V8	75	75-PC1230		
1985-1983	5.0 Liters 307 CID V8	71	PC1200LMJT		4
1985-1983	4.3 Liters 260 CID V6 Diesel & Optional	78	78-PC1500		
1985-1982	4.3 Liters 260 CID V6 Diesel	75	75-PC1230		
1984	5.0 Liters 307 CID V8	75	75-PC1230		
1983	5.7 Liters 350 CID V8 Diesel	75	75-PC1230		
1983	5.0 Liters 305 CID V8	70	PC1200LMJT		4
1983	3.8 Liters 231 CID V6	70	PC1200LMJT		4
1982-1981	5.7 Liters 350 CID V8 Diesel	73	PC1200LMJT		4
1982-1979	5.7 Liters 350 CID V8 Diesel & Optional	74	75-PC1230		
1982	5.0 Liters 307 CID V8 Gas	71	PC1200LMJT		4
1982	5.0 Liters 307 CID V8 Gas & Optional	73	PC1200LMJT		4
1982	4.4 Liters 267 CID V8	71	PC1200LMJT		4
1982	4.4 Liters 267 CID V8 Gas, Optional	73	PC1200LMJT		4
1982-1980	4.3 Liters 260 CID V8 Gas	71	PC1200LMJT		4
1982-1981	4.3 Liters 260 CID V8 Gas & Optional	73	PC1200LMJT		4
1982	4.3 Liters 260 CID V6 Diesel & Optional	74	75-PC1230		
1982-1978	3.8 Liters 231 CID V6	71	PC1200LMJT		4
1980	5.7 Liters 350 CID V8 Gas	71	PC1200LMJT		4
1980	5.7 Liters 350 CID V8 HBL &/or AC	73	PC1200LMJT		4
1980	5.7 Liters 350 CID V8 Optional	73	PC1200LMJT		4
1980-1979	5.7 Liters 350 CID V8 Diesel	74	75-PC1230		
1980-1978	5.0 Liters 305 CID V8	71	PC1200LMJT		4
1980	4.3 Liters 260 CID V8 Optional	73	PC1200LMJT		4
1979-1978	5.7 Liters 350 CID V8	71	PC1200LMJT		4
1979	5.7 Liters 350 CID V8 HBL &/or AC, Optional	73	PC1200LMJT		4
1979	5.7 Liters 350 CID V8 HBL & AC, Optional	74	75-PC1230		
1979-1978	4.3 Liters 260 CID V8	71	PC1200LMJT		4
1979	4.3 Liters 260 CID V8 Diesel	73	PC1200LMJT		4
1979	4.3 Liters 260 CID V8 HBL &/or AC, Optional	73	PC1200LMJT		4
1979	4.3 Liters 260 CID V8 Diesel & Optional	74	75-PC1230		
1979	4.3 Liters 260 CID V8 HBL & AC, Optional	74	75-PC1230		
1979	3.8 Liters 231 CID V6 HBL & AC, Optional	71	PC1200LMJT		4
1979	3.8 Liters 231 CID V6 HBL & AC, Optional	73	PC1200LMJT		4
1978	5.0 Liters 305 CID V8 Optional	73	PC1200LMJT		4
1978	4.3 Liters 260 CID V8 HBL & AC	71	PC1200LMJT		4
1977	6.6 Liters 403 CID V8	74	75-PC1230		
1977-1975	5.7 Liters 350 CID V8	72	PC1200LMJT		4
1977-1975	4.3 Liters 260 CID V8	72	PC1200LMJT		4

Year, Make & Model	Engine, Liter & Options	BCI Group Size	ODYSSEY® Battery Model	Height Adapter	Notes
<b>Oldsmobile Cutlass Supreme (ctd)</b>					
1977	3.8 Liters 231 CID V6	72	PC1200LMJT		4
1976-1975	7.5 Liters 455 CID V8	74	75-PC1230		
1976-1975	4.1 Liters 250 CID L6	72	PC1200LMJT		4
1974-1972	7.5 Liters 455 CID V8	77	N/A		
1974-1972	5.7 Liters 350 CID V8	74	75-PC1230		
1971	7.5 Liters 455 CID V8 w/High Comp	27	34-PC1500T	Yes	1
1971	7.5 Liters 455 CID V8 w/Low Comp	27	34-PC1500T	Yes	1
1971-1968	5.7 Liters 350 CID V8	24	34-PC1500T	Yes	1
1967	5.4 Liters 330 CID V8	24	34-PC1500T	Yes	1
<b>Oldsmobile Cutlass Tiara</b>					
1976	7.5 Liters 455 CID V8	74	75-PC1230		
1976	5.7 Liters 350 CID V8	72	PC1200LMJT		4
1976	4.3 Liters 260 CID V8	72	PC1200LMJT		4
<b>Oldsmobile Delmont 88</b>					
1968	5.7 Liters 350 CID V8	24	34-PC1500T	Yes	1
1967	7.0 Liters 425 CID V8	24	34-PC1500T	Yes	1
1967	5.4 Liters 330 CID V8	24	34-PC1500T	Yes	1
<b>Oldsmobile Delta 88</b>					
1991-1986	3.8 Liters 231 CID V6	75	75-PC1230		
1991-1983	3.8 Liters 231 CID V6 Optional	78	78-PC1500		
1986	3.0 Liters 181 CID V6	75	75-PC1230		
1986	3.0 Liters 181 CID V6 Optional	78	78-PC1500		
1985-1984	5.7 Liters 350 CID V8 Diesel	70	PC1200LMJT		4
1985-1983	5.7 Liters 350 CID V8 Diesel & Optional	78	78-PC1500		
1985-1984	5.0 Liters 307 CID V8 Gas	71	PC1200LMJT		4
1985-1983	5.0 Liters 307 CID V8 Optional	75	75-PC1230		
1984	3.8 Liters 231 CID V6	71	PC1200LMJT		4
1983	5.7 Liters 350 CID V8 Diesel & Optional	75	75-PC1230		
1983	5.0 Liters 307 CID V8	71	PC1200LMJT		4
1982-1981	5.7 Liters 350 CID V8 Diesel	73	PC1200LMJT		4
1982-1979	5.7 Liters 350 CID V8 Diesel & Optional	74	75-PC1230		
1982-1980	5.0 Liters 307 CID V8 Gas	71	PC1200LMJT		4
1982-1980	5.0 Liters 307 CID V8 Optional	73	PC1200LMJT		4
1982-1981	4.4 Liters 267 CID V8 Gas	71	PC1200LMJT		4
1982	4.4 Liters 267 CID V8	71	PC1200LMJT		4
1982-1981	4.4 Liters 267 CID V8 Optional	73	PC1200LMJT		4
1982-1980	4.3 Liters 260 CID V8 Gas	71	PC1200LMJT		4
1982-1980	4.3 Liters 260 CID V8 Optional	73	PC1200LMJT		4
1982-1977	3.8 Liters 231 CID V6	71	PC1200LMJT		4
1980	5.7 Liters 350 CID V8 Gas	71	PC1200LMJT		4
1980-1979	5.7 Liters 350 CID V8 Diesel	74	75-PC1230		
1980	5.7 Liters 350 CID V8 HBL &/or AC	73	PC1200LMJT		4
1980	5.7 Liters 350 CID V8 HBL &/or AC, Optional	73	PC1200LMJT		4
1980	5.7 Liters 350 CID V8 Optional	73	PC1200LMJT		4
1980	5.0 Liters 307 CID V8 HBL &/or AC	73	PC1200LMJT		4
1980	5.0 Liters 307 CID V8 HBL &/or AC	73	PC1200LMJT		4
1980	5.0 Liters 307 CID V8	73	PC1200LMJT		4
1980	5.0 Liters 307 CID V8 HBL &/or AC, Optional	73	PC1200LMJT		4

1. Installation requires optional height adapter. Additional cable may be required.
2. Installation requires battery to be placed on its side to dimensionally fit. Vehicle battery restraint(s) may require modification.
3. Installation requires reverse mounting orientation for correct terminal polarity
4. Vehicle battery restraint(s) may require modification.
5. Installation requires additional interbattery cables for parallel connections.
6. If vehicle as Intelligent Key option, then use 34R-PC1500T with the optional height adapter. Additional cable may be required.
7. If vehicle as Intelligent key option, then use 35-PC1400T

Year, Make & Model	Engine, Liter & Options	BCI Group Size	ODYSSEY® Battery Model	Height Adapter	Notes
<b>Oldsmobile Delta 88 (ctd)</b>					
1980	4.3 Liters 260 CID V8 HBL &/or AC	73	PC1200LMJT		4
1980	4.3 Liters 260 CID V8 HBL &/or AC, Optional	73	PC1200LMJT		4
1979-1977	6.6 Liters 403 CID V8	73	PC1200LMJT		4
1979	6.6 Liters 403 CID V8 HBL & Optional	74	75-PC1230		
1979-1977	5.7 Liters 350 CID V8	71	PC1200LMJT		4
1979	5.7 Liters 350 CID V8 HBL or Optional	73	PC1200LMJT		4
1979	5.7 Liters 350 CID V8 HBL & Optional	74	75-PC1230		
1979	4.9 Liters 301 CID V8	71	PC1200LMJT		4
1979	4.9 Liters 301 CID V8 HBL or Optional	73	PC1200LMJT		4
1979	4.9 Liters 301 CID V8 HBL & Optional	74	75-PC1230		
1979-1977	4.3 Liters 260 CID V8	71	PC1200LMJT		4
1979	4.3 Liters 260 CID V8 HBL or Optional	73	PC1200LMJT		4
1979	4.3 Liters 260 CID V8 HBL & Optional	74	75-PC1230		
1978-1977	6.6 Liters 403 CID V8 Optional	74	75-PC1230		
1978-1977	5.7 Liters 350 CID V8 Optional	73	PC1200LMJT		4
1978	5.7 Liters 350 CID V8 Diesel & Optional	73	PC1200LMJT		4
1978-1977	4.3 Liters 260 CID V8 Optional	71	PC1200LMJT		4
1977	3.8 Liters 231 CID V6 Optional	73	PC1200LMJT		4
1976-1975	7.5 Liters 455 CID V8	74	75-PC1230		
1976-1972	7.5 Liters 455 CID V8 Optional	74	75-PC1230		
1976-1975	5.7 Liters 350 CID V8	72	PC1200LMJT		4
1976-1974	5.7 Liters 350 CID V8 Optional	74	75-PC1230		
1975	6.6 Liters 400 CID V8	74	75-PC1230		
1975	6.6 Liters 400 CID V8 Optional	74	75-PC1230		
1974-1972	7.5 Liters 455 CID V8	77	N/A		
1974-1971	5.7 Liters 350 CID V8	74	75-PC1230		
1971	7.5 Liters 455 CID V8 2V	77	N/A		
1971	7.5 Liters 455 CID V8 4V	77	N/A		
1971	7.5 Liters 455 CID V8 AC	77	N/A		
1970-1968	7.5 Liters 455 CID V8 w/High Comp	27	34-PC1500T	Yes	1
1970-1968	7.5 Liters 455 CID V8 w/Low Comp	27	34-PC1500T	Yes	1
1970-1968	5.7 Liters 350 CID V8	24	34-PC1500T	Yes	1
1967	7.0 Liters 425 CID V8	24	34-PC1500T	Yes	1
1967	5.4 Liters 330 CID V8	24	34-PC1500T	Yes	1
1966-1965	7.0 Liters 425 CID V8	27	34-PC1500T	Yes	1
<b>Oldsmobile Deluxe 88</b>					
1953-1951	5.0 Liters 303 CID V8	2	N/A		
<b>Oldsmobile Dynamic</b>					
1966-1965	7.0 Liters 425 CID V8	24	34-PC1500T	Yes	1
1966-1965	7.0 Liters 425 CID V8	27	34-PC1500T	Yes	1
1964-1960	6.5 Liters 394 CID V8	60	PC1700MJT		4
1960-1958	6.1 Liters 371 CID V8	60	PC1700MJT		4
<b>Oldsmobile F85</b>					
1972	7.5 Liters 455 CID V8	77	N/A		

Year, Make & Model	Engine, Liter & Options	BCI Group Size	ODYSSEY® Battery Model	Height Adapter	Notes
<b>Oldsmobile F85 (ctd)</b>					
1972	5.7 Liters 350 CID V8	74	75-PC1230		
1971-1968	5.7 Liters 350 CID V8	24	34-PC1500T	Yes	1
1971-1968	4.1 Liters 250 CID L6	22F	PC1200MJT		4
1970	7.5 Liters 455 CID V8 w/High Comp	27	34-PC1500T	Yes	1
1970	7.5 Liters 455 CID V8 w/Low Comp	27	34-PC1500T	Yes	1
1967-1966	5.4 Liters 330 CID V8	24	34-PC1500T	Yes	1
1967-1966	4.1 Liters 250 CID L6	24	34-PC1500T	Yes	1
1966-1965	6.6 Liters 400 CID V8	27	34-PC1500T	Yes	1
1966-1965	5.4 Liters 330 CID V8	27	34-PC1500T	Yes	1
1966	4.1 Liters 250 CID L6	27	34-PC1500T	Yes	1
1965	3.7 Liters 225 CID L6	27	34-PC1500T	Yes	1
1964	5.4 Liters 330 CID V8	60	PC1700MJT		4
1964	3.7 Liters 225 CID L6	60	PC1700MJT		4
1963-1961	3.5 Liters 215 CID V8	60	PC1700MJT		4
<b>Oldsmobile Fiesta</b>					
1963-1960	6.5 Liters 394 CID V8	60	PC1700MJT		4
1960-1957	6.1 Liters 371 CID V8	60	PC1700MJT		4
1953	5.0 Liters 303 CID V8	3EE	(2P) PC680MJT		4,5
<b>Oldsmobile Firenza</b>					
1988-1987	2.0 Liters 121 CID L4	75	75-PC1230		
1988-1987	2.0 Liters 121 CID L4 Optional	75	75-PC1230		
1988	2.0 Liters 122 CID L4 Canada	75	75-PC1230		
1988	2.0 Liters 122 CID L4 OHC	75	75-PC1230		
1988	2.0 Liters 122 CID L4 OHV w/MT U.S.	75	75-PC1230		
1988	2.0 Liters 122 CID L4 U.S. & AT	75	75-PC1230		
1988-1984	2.0 Liters 122 CID L4 Optional	75	75-PC1230		
1987-1985	2.8 Liters 173 CID V6	75	75-PC1230		
1987-1985	2.0 Liters 122 CID L4	75	75-PC1230		
1986-1985	2.8 Liters 173 CID V6 Optional	75	75-PC1230		
1986-1983	1.8 Liters 112 CID L4	75	75-PC1230		
1984	2.0 Liters 122 CID L4	71	PC1200LMJT		4
1984-1982	1.8 Liters 112 CID L4 Optional	73	PC1200LMJT		4
1983	2.0 Liters 122 CID L4 Optional	73	PC1200LMJT		4
1983	2.0 Liters 122 CID L4	75	75-PC1230		
1982	1.8 Liters 112 CID L4	70	PC1200LMJT		4
<b>Oldsmobile Intrigue</b>					
2002-1999	3.5 Liters 214 CID V6	78	78-PC1500		
1999-1998	3.8 Liters 231 CID V6	78	78-PC1500		
<b>Oldsmobile Jetfire</b>					
1963-1962	3.5 Liters 215 CID V8	60	PC1700MJT		4
<b>Oldsmobile Jetstar 88</b>					
1966-1965	5.4 Liters 330 CID V8	27	34-PC1500T	Yes	1
1966-1964	5.4 Liters 330 CID V8	24	34-PC1500T	Yes	1
1965	7.0 Liters 425 CID V8	24	34-PC1500T	Yes	1
1965	7.0 Liters 425 CID V8	27	34-PC1500T	Yes	1
1964	6.5 Liters 394 CID V8	24	34-PC1500T	Yes	1
1964	6.5 Liters 394 CID V8	60	PC1700MJT		4
1964	5.4 Liters 330 CID V8	60	PC1700MJT		4
<b>Oldsmobile Jetstar I</b>					
1965	7.0 Liters 425 CID V8	27	34-PC1500T	Yes	1
1964	6.5 Liters 394 CID V8	60	PC1700MJT		4

1. Installation requires optional height adapter. Additional cable may be required.
2. Installation requires battery to be placed on its side to dimensionally fit. Vehicle battery restraint(s) may require modification.
3. Installation requires reverse mounting orientation for correct terminal polarity
4. Vehicle battery restraint(s) may require modification.
5. Installation requires additional interbattery cables for parallel connections.
6. If vehicle as Intelligent Key option, then use 34R-PC1500T with the optional height adapter. Additional cable may be required.
7. If vehicle as Intelligent key option, then use 35-PC1400T

Year, Make & Model	Engine, Liter & Options	BCI Group Size	ODYSSEY® Battery Model	Height Adapter	Notes
<b>Oldsmobile LSS</b>					
1999-1996	3.8 Liters 231 CID V6	78	78-PC1500		
<b>Oldsmobile Ninety-Eight</b>					
1996-1995	3.8 Liters 231 CID V6 HWS or Optional	78	78-PC1500		
1994	3.8 Liters 231 CID V6	78	78-PC1500		
1994-1991	3.8 Liters 231 CID V6 Heated Windshield	78	78-PC1500		
1993-1985	3.8 Liters 231 CID V6	75	75-PC1230		
1993-1992	3.8 Liters 231 CID V6 Optional	78	78-PC1500		
1990-1985	3.8 Liters 231 CID V6 Optional	78	78-PC1500		
1985	4.3 Liters 260 CID V6 Diesel, Optional	76	78-PC1500		
1985	4.3 Liters 260 CID V6 Diesel	78	78-PC1500		
1985	3.0 Liters 181 CID V6	75	75-PC1230		
1985	3.0 Liters 181 CID V6 Optional	78	78-PC1500		
1984	5.7 Liters 350 CID V8 Diesel	70	PC1200LMJT		4
1984-1983	5.7 Liters 350 CID V8 Diesel & Optional	78	78-PC1500		
1984-1983	5.0 Liters 307 CID V8	71	PC1200LMJT		4
1984-1983	5.0 Liters 307 CID V8 Optional	75	75-PC1230		
1983	5.7 Liters 350 CID V8 Diesel & Optional	75	75-PC1230		
1983	4.1 Liters 252 CID V6	71	PC1200LMJT		4
1983	4.1 Liters 252 CID V6 Optional	78	78-PC1500		
1982-1981	5.7 Liters 350 CID V8 Diesel	73	PC1200LMJT		4
1982-1979	5.7 Liters 350 CID V8 Diesel & Optional	74	75-PC1230		
1982-1981	5.0 Liters 307 CID V8 Gas	71	PC1200LMJT		4
1982-1981	5.0 Liters 307 CID V8 Optional	73	PC1200LMJT		4
1982-1981	4.1 Liters 252 CID V6 Gas	71	PC1200LMJT		4
1982-1981	4.1 Liters 252 CID V6 Optional	73	PC1200LMJT		4
1980	5.7 Liters 350 CID V8 Gas	73	PC1200LMJT		4
1980-1979	5.7 Liters 350 CID V8 Diesel	74	75-PC1230		
1980	5.7 Liters 350 CID V8 HBL &/or AC	74	75-PC1230		
1980	5.7 Liters 350 CID V8 Optional	74	75-PC1230		
1980	5.0 Liters 307 CID V8 Gas	73	PC1200LMJT		4
1980	5.0 Liters 307 CID V8 HBL &/or AC	74	75-PC1230		
1980	5.0 Liters 307 CID V8 Optional	74	75-PC1230		
1979-1977	6.6 Liters 403 CID V8	73	PC1200LMJT		4
1979	6.6 Liters 403 CID V8 HBL & Optional	74	75-PC1230		
1979	5.7 Liters 350 CID V8	73	PC1200LMJT		4
1979	5.7 Liters 350 CID V8 HBL or Optional	74	75-PC1230		
1978-1977	6.6 Liters 403 CID V8 Optional	74	75-PC1230		
1978-1977	5.7 Liters 350 CID V8	71	PC1200LMJT		4
1978-1977	5.7 Liters 350 CID V8 Optional	73	PC1200LMJT		4
1978	5.7 Liters 350 CID V8 Diesel	71	PC1200LMJT		4
1978	5.7 Liters 350 CID V8 Diesel & Optional	73	PC1200LMJT		4
1976-1975	7.5 Liters 455 CID V8	74	75-PC1230		
1976-1975	7.5 Liters 455 CID V8 Optional	74	75-PC1230		
1975	6.6 Liters 400 CID V8	74	75-PC1230		
1975	6.6 Liters 400 CID V8 Optional	74	75-PC1230		

Year, Make & Model	Engine, Liter & Options	BCI Group Size	ODYSSEY® Battery Model	Height Adapter	Notes
<b>Oldsmobile Omega</b>					
1984	2.8 Liters 173 CID V6	71	PC1200LMJT		4
1984-1983	2.8 Liters 173 CID V6 Optional	75	75-PC1230		
1984	2.5 Liters 2474 CC 151 CID L4	71	PC1200LMJT		4
1984-1983	2.5 Liters 2474 CC 151 CID L4 Optional	75	75-PC1230		
1983-1981	2.8 Liters 173 CID V6	70	PC1200LMJT		4
1983-1981	2.5 Liters 2474 CC 151 CID L4	70	PC1200LMJT		4
1982-1981	2.8 Liters 173 CID V6 Optional	73	PC1200LMJT		4
1982	2.5 Liters 2474 CC 151 CID L4 Optional	73	PC1200LMJT		4
1980	2.8 Liters 173 CID V6	71	PC1200LMJT		4
1980	2.8 Liters 173 CID V6 Optional	74	75-PC1230		
1980	2.5 Liters 2474 CC 151 CID L4	71	PC1200LMJT		4
1980	2.5 Liters 2474 CC 151 CID L4 Optional	74	75-PC1230		
1979-1978	5.7 Liters 350 CID V8	71	PC1200LMJT		4
1979-1978	5.0 Liters 305 CID V8	71	PC1200LMJT		4
1979-1978	3.8 Liters 231 CID V6	71	PC1200LMJT		4
1978	3.8 Liters 231 CID V6 Optional	74	75-PC1230		
1977-1975	5.7 Liters 350 CID V8	72	PC1200LMJT		4
1977	5.0 Liters 305 CID V8	72	PC1200LMJT		4
1977-1975	4.3 Liters 260 CID V8	72	PC1200LMJT		4
1976-1973	4.1 Liters 250 CID L6	72	PC1200LMJT		4
1977	3.8 Liters 231 CID V6	72	PC1200LMJT		4
1974	5.7 Liters 350 CID V8	24	34-PC1500T	Yes	1
1973	5.7 Liters 350 CID V8 Optional	24	34-PC1500T	Yes	1
1973	5.7 Liters 350 CID V8	74	75-PC1230		
1973	4.1 Liters 250 CID L6 Optional	24	34-PC1500T	Yes	1
<b>Oldsmobile Regency</b>					
1998	3.8 Liters 231 CID V6	78	78-PC1500		
1997	3.8 Liters 231 CID V6 HWS or Optional	78	78-PC1500		
<b>Oldsmobile Series 76</b>					
1950	3.8 Liters 232 CID L6	1	N/A		
<b>Oldsmobile Silhouette</b>					
2004-1997	3.4 Liters 207 CID V6	78	78-PC1500		
1996	3.4 Liters 207 CID V6	75	75-PC1230		
1995-1992	3.8 Liters 231 CID V6	75	75-PC1230		
1994-1990	3.1 Liters 189 CID V6	75	75-PC1230		
<b>Oldsmobile Standard 88</b>					
1951	5.0 Liters 303 CID V8	2	N/A		
<b>Oldsmobile Starfire</b>					
1980-1979	2.5 Liters 2474 CC 151 CID L4 Optional	73	PC1200LMJT		4
1980-1978	2.5 Liters 2474 CC 151 CID L4	71	PC1200LMJT		4
1980-1976	3.8 Liters 231 CID V6	71	PC1200LMJT		4
1979-1977	5.0 Liters 305 CID V8	71	PC1200LMJT		4
1979	5.0 Liters 305 CID V8 HBL or Optional	73	PC1200LMJT		4
1979	5.0 Liters 305 CID V8 HBL & Optional	74	75-PC1230		
1978	2.5 Liters 2474 CC 151 CID L4 Optional	71	PC1200LMJT		4
1977	5.0 Liters 305 CID V8 Optional	73	PC1200LMJT		4
1977	3.8 Liters 231 CID V6 Optional	73	PC1200LMJT		4

1. Installation requires optional height adapter. Additional cable may be required.
2. Installation requires battery to be placed on its side to dimensionally fit. Vehicle battery restraint(s) may require modification.
3. Installation requires reverse mounting orientation for correct terminal polarity
4. Vehicle battery restraint(s) may require modification.
5. Installation requires additional interbattery cables for parallel connections.
6. If vehicle as Intelligent Key option, then use 34R-PC1500T with the optional height adapter. Additional cable may be required.
7. If vehicle as Intelligent key option, then use 35-PC1400T

Year, Make & Model	Engine, Liter & Options	BCI Group Size	ODYSSEY® Battery Model	Height Adapter	Notes
<b>Oldsmobile Starfire (ctd)</b>					
1977-1976	2.3 Liters 140 CID L4	71	PC1200LMJT		4
1977-1976	2.3 Liters 140 CID L4 Optional	71	PC1200LMJT		4
1976-1975	3.8 Liters 231 CID V6 Optional	71	PC1200LMJT		4
1975	3.8 Liters 231 CID V6	72	PC1200LMJT		4
1966-1965	7.0 Liters 425 CID V8	27	34-PC1500T	Yes	1
1964-1961	6.5 Liters 394 CID V8	60	PC1700MJT		4
1957	6.1 Liters 371 CID V8	60	PC1700MJT		4
<b>Oldsmobile Super 88</b>					
1964-1960	6.5 Liters 394 CID V8	60	PC1700MJT		4
1960-1957	6.1 Liters 371 CID V8	60	PC1700MJT		4
1956-1954	5.3 Liters 324 CID V8	60	PC1700MJT		4
1953	5.0 Liters 303 CID V8	3EE	(2P) PC680MJT		4,5
1952-1951	5.0 Liters 303 CID V8	2	N/A		
<b>Oldsmobile Toronado</b>					
1992-1986	3.8 Liters 231 CID V6	78	78-PC1500		
1987-1986	3.8 Liters 231 CID V6 Optional	78	78-PC1500		
1985-1983	5.7 Liters 350 CID V8 Diesel & Optional	78	78-PC1500		
1985-1984	5.7 Liters 350 CID V8	70	PC1200LMJT		4
1985-1984	5.7 Liters 350 CID V8 Diesel	70	PC1200LMJT		4
1985-1984	5.7 Liters 350 CID V8 Optional	78	78-PC1500		
1985-1984	5.0 Liters 307 CID V8	71	PC1200LMJT		4
1985-1983	5.0 Liters 307 CID V8 Optional	78	78-PC1500		
1985-1981	5.0 Liters 307 CID V8 Gas	71	PC1200LMJT		4
1984	4.1 Liters 252 CID V6	71	PC1200LMJT		4
1984-1983	4.1 Liters 252 CID V6 Optional	78	78-PC1500		
1984-1981	4.1 Liters 252 CID V6 Gas	71	PC1200LMJT		4
1983	5.7 Liters 350 CID V8 Diesel	75	75-PC1230		
1982-1981	5.7 Liters 350 CID V8 Diesel	73	PC1200LMJT		4
1982-1981	4.1 Liters 252 CID V6 Optional	74	75-PC1230		
1982-1980	5.0 Liters 307 CID V8 Optional	74	75-PC1230		
1982-1979	5.7 Liters 350 CID V8 Diesel & Optional	74	75-PC1230		
1981-1979	5.7 Liters 350 CID V8	73	PC1200LMJT		4
1981-1979	5.7 Liters 350 CID V8 Optional	74	75-PC1230		
1981	5.0 Liters 307 CID V8	71	PC1200LMJT		4
1980-1979	5.7 Liters 350 CID V8	74	75-PC1230		
1980-1979	5.7 Liters 350 CID V8 Diesel	74	75-PC1230		
1980	5.7 Liters 350 CID V8 Gas	73	PC1200LMJT		4
1980	5.0 Liters 307 CID V8	73	PC1200LMJT		4
1980	5.0 Liters 307 CID V8 Gas	73	PC1200LMJT		4
1979	5.7 Liters 350 CID V8 HBL & Optional	74	75-PC1230		
1979	5.7 Liters 350 CID V8 HBL or Optional	74	75-PC1230		
1978-1977	6.6 Liters 403 CID V8	73	PC1200LMJT		4
1978-1977	6.6 Liters 403 CID V8 Optional	74	75-PC1230		
1977	5.7 Liters 350 CID V8	75	75-PC1230		
1976-1974	7.5 Liters 455 CID V8	74	75-PC1230		
1976-1972	7.5 Liters 455 CID V8 Optional	74	75-PC1230		
1973-1972	7.5 Liters 455 CID V8	77	N/A		
1971	7.5 Liters 455 CID V8 AC	77	N/A		
1971	7.5 Liters 455 CID V8 w/o AC	77	N/A		
1970-1968	7.5 Liters 455 CID V8	27	34-PC1500T	Yes	1
1967	7.0 Liters 425 CID V8	24	34-PC1500T	Yes	1
1966	7.0 Liters 425 CID V8	27	34-PC1500T	Yes	1

Year, Make & Model	Engine, Liter & Options	BCI Group Size	ODYSSEY® Battery Model	Height Adapter	Notes
<b>Oldsmobile Vista Cruiser</b>					
1975	7.5 Liters 455 CID V8	74	75-PC1230		
1975	5.7 Liters 350 CID V8	72	PC1200LMJT		4
1974-1972	7.5 Liters 455 CID V8	77	N/A		
1974-1972	5.7 Liters 350 CID V8	74	75-PC1230		
1971-1970	7.5 Liters 455 CID V8 w/High Comp	27	34-PC1500T	Yes	1
1971-1970	7.5 Liters 455 CID V8 w/Low Comp	27	34-PC1500T	Yes	1
1971-1968	5.7 Liters 350 CID V8	24	34-PC1500T	Yes	1
1969-1968	6.6 Liters 400 CID V8	27	34-PC1500T	Yes	1
1967	5.4 Liters 330 CID V8	24	34-PC1500T	Yes	1
1966-1965	5.4 Liters 330 CID V8	27	34-PC1500T	Yes	1
1965	3.7 Liters 225 CID V6	24	34-PC1500T	Yes	1
1965	3.7 Liters 225 CID L6	27	34-PC1500T	Yes	1
1964	5.4 Liters 330 CID V8	60	PC1700MJT		4
1964	3.7 Liters 225 CID L6	60	PC1700MJT		4
<b>Opel 1900</b>					
1975-1971	1.9 Liters 1898 CC L4	22F	PC1200MJT		4
<b>Opel Caravan</b>					
1962-1961	1.7 Liters 1680 CC L4	19L	N/A		
1960-1957	1.5 Liters 1488 CC L4	19L	N/A		
<b>Opel Deluxe</b>					
1971	1.1 Liters 1077 CC L4	22F	PC1200MJT		4
<b>Opel Kadett</b>					
1972-1967	1.1 Liters 1077 CC L4	22F	PC1200MJT		4
<b>Opel Manta</b>					
1974-1973	1.9 Liters 1898 CC L4	22F	PC1200MJT		4
1972-1971	1.9 Liters 1897 CC L4	22F	PC1200MJT		4
<b>Opel Olympia Rekord</b>					
1962-1961	1.7 Liters 1680 CC L4	19L	N/A		
1960-1957	1.5 Liters 1488 CC L4	19L	N/A		
<b>Opel Opel</b>					
1973-1971	1.9 Liters 1898 CC L4	22F	PC1200MJT		4
1970-1969	1.1 Liters 1077 CC L4	22F	PC1200MJT		4
<b>Opel Rallye</b>					
1970-1968	1.1 Liters 1077 CC L4	22F	PC1200MJT		4
<b>Packard 200</b>					
1952-1951	4.7 Liters 288 CID L8	2L	N/A		
<b>Packard 250</b>					
1952-1951	5.4 Liters 327 CID L8	2L	N/A		
<b>Packard 300</b>					
1952-1951	5.4 Liters 327 CID L8	2L	N/A		
<b>Packard Caribbean</b>					
1956	6.1 Liters 374 CID V8	60	PC1700MJT		4
1955	5.8 Liters 352 CID V8	60	PC1700MJT		4
<b>Packard Cavalier</b>					
1954-1953	5.4 Liters 327 CID L8	2L	N/A		
<b>Packard Clipper</b>					
1957	4.7 Liters 289 CID V8	24	34-PC1500T	Yes	1
1956-1955	5.8 Liters 352 CID V8	60	PC1700MJT		4
1955	5.2 Liters 320 CID V8	60	PC1700MJT		4
1954-1953	5.4 Liters 327 CID L8	2L	N/A		
1954-1953	4.7 Liters 288 CID L8	2L	N/A		
<b>Packard Custom Eight</b>					
1950	5.8 Liters 356 CID L8	2E	N/A		

1. Installation requires optional height adapter. Additional cable may be required.
2. Installation requires battery to be placed on its side to dimensionally fit. Vehicle battery restraint(s) may require modification.
3. Installation requires reverse mounting orientation for correct terminal polarity
4. Vehicle battery restraint(s) may require modification.
5. Installation requires additional interbattery cables for parallel connections.
6. If vehicle as Intelligent Key option, then use 34R-PC1500T with the optional height adapter. Additional cable may be required.
7. If vehicle as Intelligent key option, then use 35-PC1400T



Year, Make & Model	Engine, Liter & Options	BCI Group Size	ODYSSEY® Battery Model	Height Adapter	Notes
<b>Packard Deluxe Eight</b>					
1950	4.7 Liters 288 CID L8	2F	N/A		
<b>Packard Executive</b>					
1956	5.8 Liters 352 CID V8	60	PC1700MJT		4
<b>Packard Four-Hundred</b>					
1956-1955	5.8 Liters 352 CID V8	60	PC1700MJT		4
<b>Packard Hawk</b>					
1958	4.7 Liters 289 CID V8	24	34-PC1500T	Yes	1
<b>Packard Packard</b>					
1958	4.7 Liters 289 CID V8	24	34-PC1500T	Yes	1
1954	5.9 Liters 359 CID L8	2L	N/A		
1954	5.4 Liters 327 CID L8	2L	N/A		
<b>Packard Patrician</b>					
1956-1955	5.8 Liters 352 CID V8	60	PC1700MJT		4
1954	5.9 Liters 359 CID L8	2F	N/A		
1953-1951	5.4 Liters 327 CID L8	2F	N/A		
<b>Packard Standard Eight</b>					
1950	4.7 Liters 288 CID L8	2E	N/A		
<b>Packard Super Deluxe Eight</b>					
1950	5.4 Liters 327 CID L8	2E	N/A		
<b>Packard Super Eight</b>					
1950	5.4 Liters 327 CID L8	2E	N/A		
<b>Panoz AIV Roadster</b>					
2000-1999	4.6 Liters 281 CID V8	N/A	N/A		
<b>Panoz Esperante</b>					
2007-2005	4.6 Liters 281 CID V8	58R	PC1200MJT		4
2004-2001	4.6 Liters 281 CID V8	N/A	N/A		
<b>Peterbilt 220</b>					
2008-2007	5.9 Liters 359 CID L6	31T	31-PC2150S		3
<b>Peterbilt 330</b>					
2008	6.7 Liters 408 CID L6	31T	31-PC2150S		3
2007	8.3 Liters 505 CID L6	31T	31-PC2150S		3
2007	7.2 Liters 441 CID L6	31T	31-PC2150S		3
2005	8.3 Liters 505 CID L6	31T	31-PC2150S		3
2005	7.2 Liters 441 CID L6	31T	31-PC2150S		3
<b>Peterbilt 335</b>					
2008-2005	8.3 Liters 505 CID L6	31T	31-PC2150S		3
2008	6.7 Liters 408 CID L6	31T	31-PC2150S		3
2007-2005	7.2 Liters 441 CID L6	31T	31-PC2150S		3
<b>Peugeot 304</b>					
1972-1971	1.3 Liters 1290 CC L4	24	34-PC1500T	Yes	1
<b>Peugeot 403</b>					
1964-1958	1.5 Liters 1468 CC L4	24	34-PC1500T	Yes	1
<b>Peugeot 404</b>					
1970	1.8 Liters 1796 CC L4	24	34-PC1500T	Yes	1
1969-1967	1.6 Liters 1618 CC L4	24	34-PC1500T	Yes	1
1964-1961	1.6 Liters 1618 CC L4	24	34-PC1500T	Yes	1
<b>Peugeot 405</b>					
1991-1989	1.9 Liters 1905 CC L4	24	34-PC1500T	Yes	1
<b>Peugeot 504</b>					
1980-1977	2.3 Liters 2304 CC L4	24	34-PC1500T	Yes	1
1978-1971	2.0 Liters 1971 CC L4	24	34-PC1500T	Yes	1
1976-1975	2.1 Liters 2112 CC L4	24	34-PC1500T	Yes	1
1970	1.8 Liters 1796 CC L4	24	34-PC1500T	Yes	1

Year, Make & Model	Engine, Liter & Options	BCI Group Size	ODYSSEY® Battery Model	Height Adapter	Notes
<b>Peugeot 505</b>					
1991-1990	2.2 Liters 2165 CC L4	48	PC1220		4
1991	2.2 Liters 2155 CC L4 ex. Turbo	48	PC1220		4
1991-1987	2.2 Liters 2155 CC L4 Turbo	48	PC1220		4
1990-1987	2.8 Liters 2849 CC V6	48	PC1220		4
1990	2.2 Liters 2155 CC L4	48	PC1220		4
1990-1987	2.2 Liters 2165 CC L4 ex. Turbo	48	PC1220		4
1988	2.5 Liters 2498 CC L4	48	PC1220		4
1987	2.5 Liters 2498 CC L4	49	PC1350		4
1987	2.0 Liters 1971 CC L4 ex. Turbo	48	PC1220		4
1986	2.5 Liters 2498 CC L4	48	PC1220		4
1986	2.2 Liters 2155 CC L4	48	PC1220		4
1986-1985	2.2 Liters 2155 CC L4 Gas	48	PC1220		4
1986-1985	2.0 Liters 1971 CC L4 Gas	48	PC1220		4
1985	2.5 Liters 2498 CC L4	49	PC1350		4
1984-1980	2.0 Liters 1971 CC L4 Gas	24	34-PC1500T	Yes	1
1980	2.3 Liters 2304 CC L4	24	34-PC1500T	Yes	1
<b>Peugeot 604</b>					
1979	2.8 Liters 2849 CC V6	23	N/A		
1978-1977	2.7 Liters 2664 CC L6	23	N/A		
<b>Plymouth Acclaim</b>					
1995-1989	3.0 Liters 2972 CC 181 CID V6	34	34-PC1500T		
1995-1989	2.5 Liters 2507 CC 153 CID L4	34	34-PC1500T		
1989	2.2 Liters 135 CID L4	34	34-PC1500T		
<b>Plymouth Arrow</b>					
1982-1979	2.6 Liters 2555 CC 156 CID L4	24	34-PC1500T	Yes	1
1982	2.0 Liters 1997 CC 122 CID L4 Canada	24	34-PC1500T	Yes	1
1982	2.0 Liters 1997 CC 122 CID L4 U.S.	24	34-PC1500T	Yes	1
1981-1976	2.0 Liters 1997 CC 122 CID L4	24	34-PC1500T	Yes	1
1980-1979	2.6 Liters 2555 CC 156 CID L4 Canada	24	34-PC1500T	Yes	1
1980-1979	2.6 Liters 2555 CC 156 CID L4 U.S.	24	34-PC1500T	Yes	1
1980	1.6 Liters 1597 CC 98 CID L4 Canada	24	34-PC1500T	Yes	1
1980	1.6 Liters 1597 CC 98 CID L4 U.S.	24	34-PC1500T	Yes	1
1979	1.6 Liters 1597 CC 98 CID L4	24	34-PC1500T	Yes	1
1978	1.6 Liters 1597 CC 98 CID L4 AT	24	34-PC1500T	Yes	1
1978	1.6 Liters 1597 CC 98 CID L4 MT	24	34-PC1500T	Yes	1
1977-1976	1.6 Liters 1597 CC 98 CID L4	24	34-PC1500T	Yes	1
<b>Plymouth Barracuda</b>					
1974	5.9 Liters 360 CID V8	24	34-PC1500T	Yes	1
1974	5.9 Liters 360 CID V8 Optional	24	34-PC1500T	Yes	1
1974-1973	5.2 Liters 318 CID V8	24	34-PC1500T	Yes	1
1974-1972	5.2 Liters 318 CID V8 Optional	24	34-PC1500T	Yes	1
1973	5.6 Liters 340 CID V8	24	34-PC1500T	Yes	1
1973-1972	5.6 Liters 340 CID V8 Optional	24	34-PC1500T	Yes	1
1972	5.6 Liters 340 CID V8	21	PC1200LMJT		4
1972	5.6 Liters 340 CID V8 Optional	27	34-PC1500T	Yes	1

1. Installation requires optional height adapter. Additional cable may be required.
2. Installation requires battery to be placed on its side to dimensionally fit. Vehicle battery restraint(s) may require modification.
3. Installation requires reverse mounting orientation for correct terminal polarity
4. Vehicle battery restraint(s) may require modification.
5. Installation requires additional interbattery cables for parallel connections.
6. If vehicle as Intelligent Key option, then use 34R-PC1500T with the optional height adapter. Additional cable may be required.
7. If vehicle as Intelligent key option, then use 35-PC1400T

Year, Make & Model	Engine, Liter & Options	BCI Group Size	ODYSSEY® Battery Model	Height Adapter	Notes
<b>Plymouth Barracuda (ctd)</b>					
1972-1970	5.2 Liters 318 CID V8	21	PC1200LMJT		4
1972	5.2 Liters 318 CID V8 Optional	27	34-PC1500T	Yes	1
1972-1970	3.7 Liters 3687 CC 225 CID L6	21	PC1200LMJT		4
1972-1970	3.7 Liters 3687 CC 225 CID L6 Optional	24	34-PC1500T	Yes	1
1972	3.7 Liters 3687 CC 225 CID L6 Optional	27	34-PC1500T	Yes	1
1971-1967	6.3 Liters 383 CID V8	24	34-PC1500T	Yes	1
1971-1970	6.3 Liters 383 CID V8 Optional	27	34-PC1500T	Yes	1
1971-1970	5.2 Liters 318 CID V8 Optional	24	34-PC1500T	Yes	1
1971-1970	3.2 Liters 198 CID L6	21	PC1200LMJT		4
1971-1970	3.2 Liters 198 CID L6 Optional	24	34-PC1500T	Yes	1
1969-1968	5.6 Liters 340 CID V8	24	34-PC1500T	Yes	1
1969-1968	5.2 Liters 318 CID V8	24	34-PC1500T	Yes	1
1969-1964	3.7 Liters 3687 CC 225 CID L6	24	34-PC1500T	Yes	1
1967-1964	4.5 Liters 273 CID V8	24	34-PC1500T	Yes	1
1966	2.8 Liters 170 CID L6	24	34-PC1500T	Yes	1
1964	5.9 Liters 361 CID V8	24	34-PC1500T	Yes	1
<b>Plymouth Belvedere</b>					
1970-1960	6.3 Liters 383 CID V8	24	34-PC1500T	Yes	1
1970	6.3 Liters 383 CID V8 Optional	27	34-PC1500T	Yes	1
1970	5.2 Liters 318 CID V8	21	PC1200LMJT		4
1970	5.2 Liters 318 CID V8 Optional	24	34-PC1500T	Yes	1
1970	3.7 Liters 3687 CC 225 CID L6	21	PC1200LMJT		4
1970	3.7 Liters 3687 CC 225 CID L6 Optional	24	34-PC1500T	Yes	1
1969-1960	3.7 Liters 3687 CC 225 CID L6	24	34-PC1500T	Yes	1
1969-1958	5.2 Liters 318 CID V8	24	34-PC1500T	Yes	1
1968-1964	4.5 Liters 273 CID V8	24	34-PC1500T	Yes	1
1967-1966	7.2 Liters 440 CID V8	27	34-PC1500T	Yes	1
1967-1964	7.0 Liters 426 CID V8	27	34-PC1500T	Yes	1
1965-1960	5.9 Liters 361 CID V8	24	34-PC1500T	Yes	1
1963	7.0 Liters 426 CID V8	24	34-PC1500T	Yes	1
1962-1961	6.8 Liters 413 CID V8	24	34-PC1500T	Yes	1
1959	5.9 Liters 360 CID V8	24	34-PC1500T	Yes	1
1959-1958	5.2 Liters 317 CID V8	24	34-PC1500T	Yes	1
1959-1955	3.8 Liters 230 CID L6	24	34-PC1500T	Yes	1
1958	5.7 Liters 350 CID V8	24	34-PC1500T	Yes	1
1957	4.9 Liters 299 CID V8	24	34-PC1500T	Yes	1
1957-1956	4.5 Liters 273 CID V8	24	34-PC1500T	Yes	1
1956	4.4 Liters 270 CID V8	24	34-PC1500T	Yes	1
1955	4.3 Liters 260 CID V8	24	34-PC1500T	Yes	1
1955	4.2 Liters 259 CID V8	24	34-PC1500T	Yes	1
1955	3.9 Liters 239 CID V8	24	34-PC1500T	Yes	1
1954	3.8 Liters 230 CID L6	1	N/A		
1954-1953	3.6 Liters 218 CID L6	1	N/A		
<b>Plymouth Belvedere II</b>					
1967	7.2 Liters 440 CID V8	24	34-PC1500T	Yes	1
1967-1965	7.0 Liters 426 CID V8	24	34-PC1500T	Yes	1
1967-1965	6.3 Liters 383 CID V8	24	34-PC1500T	Yes	1
1967-1965	5.2 Liters 318 CID V8	24	34-PC1500T	Yes	1
1967-1965	4.5 Liters 273 CID V8	24	34-PC1500T	Yes	1
1967-1965	3.7 Liters 3687 CC 225 CID L6	24	34-PC1500T	Yes	1

Year, Make & Model	Engine, Liter & Options	BCI Group Size	ODYSSEY® Battery Model	Height Adapter	Notes
<b>Plymouth Breeze</b>					
2000-1997	2.4 Liters 2429 CC 148 CID L4	75	75-PC1230		
2000-1996	2.0 Liters 1996 CC 122 CID L4	75	75-PC1230		
<b>Plymouth Cambridge</b>					
1953-1951	3.6 Liters 218 CID L6	1	N/A		
<b>Plymouth Caravelle</b>					
1989-1985	5.2 Liters 318 CID V8	34	34-PC1500T		
1988-1986	2.5 Liters 2507 CC 153 CID L4	34	34-PC1500T		
1988-1985	2.2 Liters 135 CID L4	34	34-PC1500T		
1987-1986	2.5 Liters 2507 CC 153 CID L4 Optional	34	34-PC1500T		
1987-1985	5.2 Liters 318 CID V8 Optional	34	34-PC1500T		
1987-1985	2.2 Liters 135 CID L4 Optional	34	34-PC1500T		
1985	2.6 Liters 2555 CC 156 CID L4	34	34-PC1500T		
1985	2.6 Liters 2555 CC 156 CID L4 Optional	34	34-PC1500T		
1984-1983	5.2 Liters 318 CID V8 HBL	25	25-PC1400T		
1984-1983	5.2 Liters 318 CID V8	26	PC1200LMJT		4
1984-1983	2.6 Liters 2555 CC 156 CID L4 Optional	24	34-PC1500T	Yes	1
1984-1983	2.6 Liters 2555 CC 156 CID L4 HBL	25	25-PC1400T		
1984-1983	2.6 Liters 2555 CC 156 CID L4	25	25-PC1400T		
1984-1983	2.6 Liters 2555 CC 156 CID L4 Optional	26	PC1200LMJT		4
1984-1983	2.2 Liters 135 CID L4 Optional	24	34-PC1500T	Yes	1
1984-1983	2.2 Liters 135 CID L4	25	25-PC1400T		
1984-1983	2.2 Liters 135 CID L4 HBL	25	25-PC1400T		
1984-1983	2.2 Liters 135 CID L4	26	PC1200LMJT		4
1984-1982	5.2 Liters 318 CID V8 Optional	24	34-PC1500T	Yes	1
1984-1982	5.2 Liters 318 CID V8	25	25-PC1400T		
1983-1982	3.7 Liters 3687 CC 225 CID L6 Optional	24	34-PC1500T	Yes	1
1983-1982	3.7 Liters 3687 CC 225 CID L6	25	25-PC1400T		
1983	3.7 Liters 3687 CC 225 CID L6 HBL	25	25-PC1400T		
1983	3.7 Liters 3687 CC 225 CID L6	26	PC1200LMJT		4
1980-1978	5.2 Liters 318 CID V8	24	34-PC1500T	Yes	1
1980-1978	3.7 Liters 3687 CC 225 CID L6	24	34-PC1500T	Yes	1
1979-1978	5.9 Liters 360 CID V8	27	34-PC1500T	Yes	1
1979-1978	5.9 Liters 360 CID V8 Optional	27	34-PC1500T	Yes	1
1979-1978	5.2 Liters 318 CID V8 Optional	27	34-PC1500T	Yes	1
1979-1978	3.7 Liters 3687 CC 225 CID L6 Optional	27	34-PC1500T	Yes	1
<b>Plymouth Champ</b>					
1982-1980	1.6 Liters 1597 CC 98 CID L4 Canada	24	34-PC1500T	Yes	1
1982-1980	1.6 Liters 1597 CC 98 CID L4 U.S.	24	34-PC1500T	Yes	1
1982-1980	1.4 Liters 1410 CC L4 Canada	24	34-PC1500T	Yes	1
1982-1980	1.4 Liters 1410 CC L4 U.S.	24	34-PC1500T	Yes	1
1979	1.6 Liters 1597 CC 98 CID L4	24	34-PC1500T	Yes	1
1979	1.4 Liters 1410 CC L4	24	34-PC1500T	Yes	1
<b>Plymouth Colt</b>					
1994-1993	2.4 Liters 2351 CC L4 U.S.	51	PC925LMJT		2
1994-1993	1.8 Liters 1834 CC 112 CID L4 U.S.	51	PC925LMJT		2

1. Installation requires optional height adapter. Additional cable may be required.
2. Installation requires battery to be placed on its side to dimensionally fit. Vehicle battery restraint(s) may require modification.
3. Installation requires reverse mounting orientation for correct terminal polarity
4. Vehicle battery restraint(s) may require modification.
5. Installation requires additional interbattery cables for parallel connections.
6. If vehicle as Intelligent Key option, then use 34R-PC1500T with the optional height adapter. Additional cable may be required.
7. If vehicle as Intelligent key option, then use 35-PC1400T

Year, Make & Model	Engine, Liter & Options	BCI Group Size	ODYSSEY® Battery Model	Height Adapter	Notes
<b>Plymouth Colt (ctd)</b>					
1994-1993	1.5 Liters 1468 CC 90 CID L4 Canada	24	34-PC1500T	Yes	1
1994-1993	1.5 Liters 1468 CC 90 CID L4 U.S.	51	PC925LMJT		2
1994-1992	2.4 Liters 2351 CC L4 Canada	24	34-PC1500T	Yes	1
1994-1992	2.4 Liters 2351 CC L4 U.S.	24	34-PC1500T	Yes	1
1994-1992	1.8 Liters 1834 CC 112 CID L4 Canada	24	34-PC1500T	Yes	1
1994-1992	1.8 Liters 1834 CC 112 CID L4 U.S.	25	25-PC1400T		
1992	2.4 Liters 2351 CC L4 Wagon	24	34-PC1500T	Yes	1
1992	2.4 Liters 2351 CC L4 Canada ex. Wagon	25	25-PC1400T		
1992	2.4 Liters 2351 CC L4 Optional	25	25-PC1400T		
1992	2.4 Liters 2351 CC L4 U.S.	25	25-PC1400T		
1992	1.8 Liters 1834 CC 112 CID L4 Wagon	24	34-PC1500T	Yes	1
1992	1.8 Liters 1834 CC 112 CID L4 Canada ex. Wagon	25	25-PC1400T		
1992	1.8 Liters 1834 CC 112 CID L4 Optional	25	25-PC1400T		
1992-1991	1.5 Liters 1468 CC 90 CID L4 Optional	25	25-PC1400T		
1992-1991	1.5 Liters 1468 CC 90 CID L4 U.S.	25	25-PC1400T		
1992	1.5 Liters 1468 CC 90 CID L4 Wagon	24	34-PC1500T	Yes	1
1992	1.5 Liters 1468 CC 90 CID L4 Canada ex. Wagon	25	25-PC1400T		
1991-1990	1.5 Liters 1468 CC 90 CID L4 Canada	25	25-PC1400T		
1991-1984	2.0 Liters 1997 CC 122 CID L4 Canada	25	25-PC1400T		
1991-1984	2.0 Liters 1997 CC 122 CID L4 U.S.	51	PC925LMJT		2
1990-1989	1.8 Liters 1754 CC 107 CID L4 Wagon	51	PC925LMJT		2
1990	1.6 Liters 1597 CC 98 CID L4 Canada	25	25-PC1400T		
1990	1.6 Liters 1597 CC 98 CID L4 Canada	25	25-PC1400T		
1990	1.6 Liters 1597 CC 98 CID L4	51	PC925LMJT		2
1990-1987	1.6 Liters 1597 CC 98 CID L4 Wagon	51	PC925LMJT		2
1990	1.5 Liters 1468 CC 90 CID L4	25	25-PC1400T		
1990-1989	1.5 Liters 1468 CC 90 CID L4 ex. Wagon	25	25-PC1400T		
1990-1987	1.5 Liters 1468 CC 90 CID L4 Wagon	51	PC925LMJT		2
1989	1.8 Liters 1754 CC 107 CID L4 Optional	25	25-PC1400T		
1989	1.8 Liters 1754 CC 107 CID L4 ex. Wagon	51	PC925LMJT		2
1989	1.6 Liters 1597 CC 98 CID L4 Optional	25	25-PC1400T		
1989	1.6 Liters 1597 CC 98 CID L4 ex. Wagon	51	PC925LMJT		2

Year, Make & Model	Engine, Liter & Options	BCI Group Size	ODYSSEY® Battery Model	Height Adapter	Notes
<b>Plymouth Colt (ctd)</b>					
1989	1.5 Liters 1468 CC 90 CID L4 Optional	25	25-PC1400T		
1988-1987	1.6 Liters 1597 CC 98 CID L4 Canada	25	25-PC1400T		
1988-1987	1.6 Liters 1597 CC 98 CID L4 U.S.	51	PC925LMJT		2
1988-1987	1.5 Liters 1468 CC 90 CID L4 Canada	25	25-PC1400T		
1988-1987	1.5 Liters 1468 CC 90 CID L4 U.S.	51	PC925LMJT		2
1986-1985	1.5 Liters 1468 CC 90 CID L4 Canada	24	34-PC1500T	Yes	1
1986-1985	1.5 Liters 1468 CC 90 CID L4 U.S.	25	25-PC1400T		
1986-1983	1.6 Liters 1597 CC 98 CID L4 U.S.	25	25-PC1400T		
1986-1981	1.6 Liters 1597 CC 98 CID L4 Canada	24	34-PC1500T	Yes	1
1984-1983	1.4 Liters 1410 CC L4 U.S.	25	25-PC1400T		
1984-1981	1.4 Liters 1410 CC L4 Canada	24	34-PC1500T	Yes	1
1982-1981	1.6 Liters 1597 CC 98 CID L4 U.S.	24	34-PC1500T	Yes	1
1982-1981	1.4 Liters 1410 CC L4 U.S.	24	34-PC1500T	Yes	1
1980	2.6 Liters 2555 CC 156 CID L4 Canada	24	34-PC1500T	Yes	1
1980	2.6 Liters 2555 CC 156 CID L4 U.S.	24	34-PC1500T	Yes	1
1980	2.6 Liters 2555 CC 156 CID L4 Wagon	24	34-PC1500T	Yes	1
1980	1.6 Liters 1597 CC 98 CID L4 FWD & Canada	24	34-PC1500T	Yes	1
1980	1.6 Liters 1597 CC 98 CID L4 FWD & U.S.	24	34-PC1500T	Yes	1
1980	1.4 Liters 1410 CC L4 FWD & Canada	24	34-PC1500T	Yes	1
1980	1.4 Liters 1410 CC L4 FWD & U.S.	24	34-PC1500T	Yes	1
1979	2.6 Liters 2555 CC 156 CID L4	24	34-PC1500T	Yes	1
1979	1.6 Liters 1597 CC 98 CID L4 FWD	24	34-PC1500T	Yes	1
1979	1.4 Liters 1410 CC L4	24	34-PC1500T	Yes	1
1978-1976	2.0 Liters 1995 CC 122 CID L4	24	34-PC1500T	Yes	1
1978	1.6 Liters 1597 CC 98 CID L4 AT & Wagon	24	34-PC1500T	Yes	1
1978	1.6 Liters 1597 CC 98 CID L4 MT	24	34-PC1500T	Yes	1
1977-1976	1.6 Liters 1597 CC 98 CID L4	24	34-PC1500T	Yes	1
<b>Plymouth Concord</b>					
1952-1951	3.6 Liters 218 CID L6	1	N/A		
<b>Plymouth Conquest</b>					
1986-1984	2.6 Liters 2555 CC 156 CID L4	51	PC925LMJT		2
<b>Plymouth Cranbrook</b>					
1953-1951	3.6 Liters 218 CID L6	1	N/A		
<b>Plymouth Cricket</b>					
1973-1972	1.5 Liters 1498 CC L4 Standard	24	34-PC1500T	Yes	1

1. Installation requires optional height adapter. Additional cable may be required.
2. Installation requires battery to be placed on its side to dimensionally fit. Vehicle battery restraint(s) may require modification.
3. Installation requires reverse mounting orientation for correct terminal polarity
4. Vehicle battery restraint(s) may require modification.
5. Installation requires additional interbattery cables for parallel connections.
6. If vehicle as Intelligent Key option, then use 34R-PC1500T with the optional height adapter. Additional cable may be required.
7. If vehicle as Intelligent key option, then use 35-PC1400T

Year, Make & Model	Engine, Liter & Options	BCI Group Size	ODYSSEY® Battery Model	Height Adapter	Notes
<b>Plymouth Cricket (ctd)</b>					
1973-1972	1.5 Liters 1498 CC L4 Optional	27	34-PC1500T	Yes	1
1971	1.5 Liters 1498 CC L4 Standard	42	PC1200MJT		4
1971	1.5 Liters 1498 CC L4 AC	53	PC680MJT		3, 4
<b>Plymouth Cuda</b>					
1974	5.9 Liters 360 CID V8	24	34-PC1500T	Yes	1
1974	5.9 Liters 360 CID V8 Optional	24	34-PC1500T	Yes	1
1974-1973	5.2 Liters 318 CID V8	24	34-PC1500T	Yes	1
1974-1972	5.2 Liters 318 CID V8 Optional	24	34-PC1500T	Yes	1
1973	5.6 Liters 340 CID V8	24	34-PC1500T	Yes	1
1973-1970	5.6 Liters 340 CID V8 Optional	24	34-PC1500T	Yes	1
1972-1970	5.6 Liters 340 CID V8	21	PC1200LMJT		4
1972	5.6 Liters 340 CID V8 Optional	27	34-PC1500T	Yes	1
1972	5.2 Liters 318 CID V8	21	PC1200LMJT		4
1972	5.2 Liters 318 CID V8 Optional	27	34-PC1500T	Yes	1
1971-1970	7.2 Liters 440 CID V8	27	34-PC1500T	Yes	1
1971-1970	7.0 Liters 426 CID V8	27	34-PC1500T	Yes	1
1971-1970	6.3 Liters 383 CID V8	24	34-PC1500T	Yes	1
1971-1970	6.3 Liters 383 CID V8 Optional	27	34-PC1500T	Yes	1
<b>Plymouth Custom</b>					
1961-1960	6.3 Liters 383 CID V8	24	34-PC1500T	Yes	1
1961-1960	5.9 Liters 361 CID V8	24	34-PC1500T	Yes	1
1961-1960	3.7 Liters 3687 CC 225 CID L6	24	34-PC1500T	Yes	1
1959	5.9 Liters 360 CID V8	24	34-PC1500T	Yes	1
1959-1958	5.2 Liters 317 CID V8	24	34-PC1500T	Yes	1
1958	5.7 Liters 350 CID V8	24	34-PC1500T	Yes	1
<b>Plymouth Deluxe</b>					
1950-1949	3.6 Liters 218 CID L6	1	N/A		
<b>Plymouth Duster</b>					
1976-1975	5.9 Liters 360 CID V8	27	34-PC1500T	Yes	1
1976-1975	5.9 Liters 360 CID V8 Optional	27	34-PC1500T	Yes	1
1976-1975	5.2 Liters 318 CID V8 Optional	27	34-PC1500T	Yes	1
1976-1975	3.7 Liters 3687 CC 225 CID L6 Optional	27	34-PC1500T	Yes	1
1976-1973	5.2 Liters 318 CID V8	24	34-PC1500T	Yes	1
1976-1973	3.7 Liters 3687 CC 225 CID L6	24	34-PC1500T	Yes	1
1974	5.9 Liters 360 CID V8	24	34-PC1500T	Yes	1
1974	5.9 Liters 360 CID V8 Optional	24	34-PC1500T	Yes	1
1974-1970	5.2 Liters 318 CID V8 Optional	24	34-PC1500T	Yes	1
1974-1970	3.7 Liters 3687 CC 225 CID L6 Optional	24	34-PC1500T	Yes	1
1974-1973	3.2 Liters 198 CID L6	24	34-PC1500T	Yes	1
1974-1970	3.2 Liters 198 CID L6 Optional	24	34-PC1500T	Yes	1
1973	5.6 Liters 340 CID V8	24	34-PC1500T	Yes	1
1973-1970	5.6 Liters 340 CID V8 Optional	24	34-PC1500T	Yes	1
1972-1971	5.6 Liters 340 CID V8 Optional	27	34-PC1500T	Yes	1
1972-1971	5.2 Liters 318 CID V8 Optional	27	34-PC1500T	Yes	1
1972-1971	3.7 Liters 3687 CC 225 CID L6 Optional	27	34-PC1500T	Yes	1
1972-1970	5.6 Liters 340 CID V8	21	PC1200LMJT		4
1972-1970	5.2 Liters 318 CID V8	21	PC1200LMJT		4
1972	3.7 Liters 225 CID L6	24	34-PC1500T	Yes	1
1972-1970	3.7 Liters 3687 CC 225 CID L6	21	PC1200LMJT		4
1972-1970	3.2 Liters 198 CID L6	21	PC1200LMJT		4
1972-1971	3.2 Liters 198 CID L6 Optional	27	34-PC1500T	Yes	1

Year, Make & Model	Engine, Liter & Options	BCI Group Size	ODYSSEY® Battery Model	Height Adapter	Notes
<b>Plymouth Expo</b>					
1989-1987	2.2 Liters 135 CID L4	26	PC1200LMJT		4
<b>Plymouth Fleet Special</b>					
1963	7.0 Liters 426 CID V8	24	34-PC1500T	Yes	1
1963-1960	6.3 Liters 383 CID V8	24	34-PC1500T	Yes	1
1963-1960	5.9 Liters 361 CID V8	24	34-PC1500T	Yes	1
1963-1960	5.2 Liters 318 CID V8	24	34-PC1500T	Yes	1
1963-1960	3.7 Liters 3687 CC 225 CID L6	24	34-PC1500T	Yes	1
<b>Plymouth Fury</b>					
1978-1977	7.2 Liters 440 CID V8	27	34-PC1500T	Yes	1
1978	7.2 Liters 440 CID V8 Optional	27	34-PC1500T	Yes	1
1978-1975	6.6 Liters 400 CID V8	27	34-PC1500T	Yes	1
1978-1972	6.6 Liters 400 CID V8 Optional	27	34-PC1500T	Yes	1
1978-1975	5.9 Liters 360 CID V8	27	34-PC1500T	Yes	1
1978-1975	5.9 Liters 360 CID V8 Optional	27	34-PC1500T	Yes	1
1978-1975	5.2 Liters 318 CID V8	24	34-PC1500T	Yes	1
1978-1975	5.2 Liters 318 CID V8 Optional	27	34-PC1500T	Yes	1
1978-1975	3.7 Liters 3687 CC 225 CID L6 Optional	27	34-PC1500T	Yes	1
1978	3.7 Liters 3687 CC 225 CID L6 1V	24	34-PC1500T	Yes	1
1978	3.7 Liters 3687 CC 225 CID L6 2V	24	34-PC1500T	Yes	1
1977-1975	3.7 Liters 3687 CC 225 CID L6	24	34-PC1500T	Yes	1
1975-1967	7.2 Liters 440 CID V8	27	34-PC1500T	Yes	1
1974-1973	7.2 Liters 440 CID V8 Optional	27	34-PC1500T	Yes	1
1974-1972	6.6 Liters 400 CID V8	24	34-PC1500T	Yes	1
1974-1971	5.9 Liters 360 CID V8	24	34-PC1500T	Yes	1
1974	5.9 Liters 360 CID V8 Optional	24	34-PC1500T	Yes	1
1973-1971	5.9 Liters 360 CID V8 Optional	27	34-PC1500T	Yes	1
1973	5.2 Liters 318 CID V8	24	34-PC1500T	Yes	1
1973	5.2 Liters 318 CID V8 Optional	27	34-PC1500T	Yes	1
1972-1970	5.2 Liters 318 CID V8	21	PC1200LMJT		4
1972-1970	5.2 Liters 318 CID V8 Optional	24	34-PC1500T	Yes	1
1971-1960	6.3 Liters 383 CID V8	24	34-PC1500T	Yes	1
1971-1970	6.3 Liters 383 CID V8 Optional	27	34-PC1500T	Yes	1
1971	3.7 Liters 3687 CC 225 CID L6	24	34-PC1500T	Yes	1
1970	3.7 Liters 3687 CC 225 CID L6	21	PC1200LMJT		4
1970	3.7 Liters 3687 CC 225 CID L6 Optional	24	34-PC1500T	Yes	1
1969-1966	5.2 Liters 318 CID V8	24	34-PC1500T	Yes	1
1968	3.7 Liters 3687 CC 225 CID L6	24	34-PC1500T	Yes	1
1966	7.2 Liters 440 CID V8	24	34-PC1500T	Yes	1
1966-1964	7.0 Liters 426 CID V8	27	34-PC1500T	Yes	1
1966-1959	5.9 Liters 361 CID V8	24	34-PC1500T	Yes	1
1965-1964	4.5 Liters 273 CID V8	24	34-PC1500T	Yes	1
1964	5.2 Liters 318 CID V8	24	34-PC1500T	Yes	1
1963	7.0 Liters 426 CID V8	24	34-PC1500T	Yes	1
1962	6.8 Liters 413 CID V8	24	34-PC1500T	Yes	1
1961-1958	5.2 Liters 318 CID V8	24	34-PC1500T	Yes	1
1961-1960	3.7 Liters 3687 CC 225 CID L6	24	34-PC1500T	Yes	1
1959-1957	5.2 Liters 317 CID V8	24	34-PC1500T	Yes	1
1959-1956	3.8 Liters 230 CID L6	24	34-PC1500T	Yes	1
1958	5.7 Liters 350 CID V8	24	34-PC1500T	Yes	1
1957	4.9 Liters 299 CID V8	24	34-PC1500T	Yes	1
1956	5.0 Liters 303 CID V8	24	34-PC1500T	Yes	1
1956	4.5 Liters 276 CID V8	24	34-PC1500T	Yes	1
1956	4.4 Liters 270 CID V8	24	34-PC1500T	Yes	1

1. Installation requires optional height adapter. Additional cable may be required.
2. Installation requires battery to be placed on its side to dimensionally fit. Vehicle battery restraint(s) may require modification.
3. Installation requires reverse mounting orientation for correct terminal polarity
4. Vehicle battery restraint(s) may require modification.
5. Installation requires additional interbattery cables for parallel connections.
6. If vehicle as Intelligent Key option, then use 34R-PC1500T with the optional height adapter. Additional cable may be required.
7. If vehicle as Intelligent key option, then use 35-PC1400T



Year, Make & Model	Engine, Liter & Options	BCI Group Size	ODYSSEY® Battery Model	Height Adapter	Notes
<b>Plymouth Fury I</b>					
1974	6.6 Liters 400 CID V8	27	34-PC1500T	Yes	1
1974-1971	5.9 Liters 360 CID V8	24	34-PC1500T	Yes	1
1974	5.9 Liters 360 CID V8 Optional	24	34-PC1500T	Yes	1
1973	7.2 Liters 440 CID V8 Optional	27	34-PC1500T	Yes	1
1973-1968	7.2 Liters 440 CID V8	27	34-PC1500T	Yes	1
1973-1972	6.6 Liters 400 CID V8	24	34-PC1500T	Yes	1
1973-1972	6.6 Liters 400 CID V8 Optional	27	34-PC1500T	Yes	1
1973-1971	5.9 Liters 360 CID V8 Optional	27	34-PC1500T	Yes	1
1973	5.2 Liters 318 CID V8	24	34-PC1500T	Yes	1
1973	5.2 Liters 318 CID V8 Optional	27	34-PC1500T	Yes	1
1973-1970	3.7 Liters 3687 CC 225 CID L6	21	PC1200LMJT		4
1973	3.7 Liters 3687 CC 225 CID L6 Optional	27	34-PC1500T	Yes	1
1972-1970	5.2 Liters 318 CID V8	21	PC1200LMJT		4
1972-1970	5.2 Liters 318 CID V8 Optional	24	34-PC1500T	Yes	1
1972-1970	3.7 Liters 3687 CC 225 CID L6 Optional	24	34-PC1500T	Yes	1
1971-1970	6.3 Liters 383 CID V8 Optional	27	34-PC1500T	Yes	1
1971-1968	6.3 Liters 383 CID V8	24	34-PC1500T	Yes	1
1969-1968	5.2 Liters 318 CID V8	24	34-PC1500T	Yes	1
1969-1968	3.7 Liters 3687 CC 225 CID L6	24	34-PC1500T	Yes	1
<b>Plymouth Fury II</b>					
1974-1968	7.2 Liters 440 CID V8	27	34-PC1500T	Yes	1
1974-1973	7.2 Liters 440 CID V8 Optional	27	34-PC1500T	Yes	1
1974-1972	6.6 Liters 400 CID V8	24	34-PC1500T	Yes	1
1974-1972	6.6 Liters 400 CID V8 Optional	27	34-PC1500T	Yes	1
1974-1971	5.9 Liters 360 CID V8	24	34-PC1500T	Yes	1
1974	5.9 Liters 360 CID V8 Optional	24	34-PC1500T	Yes	1
1973-1971	5.9 Liters 360 CID V8 Optional	27	34-PC1500T	Yes	1
1973	5.2 Liters 318 CID V8	24	34-PC1500T	Yes	1
1973	5.2 Liters 318 CID V8 Optional	27	34-PC1500T	Yes	1
1972-1970	5.2 Liters 318 CID V8	21	PC1200LMJT		4
1972-1970	5.2 Liters 318 CID V8 Optional	24	34-PC1500T	Yes	1
1971-1968	6.3 Liters 383 CID V8	24	34-PC1500T	Yes	1
1971-1970	6.3 Liters 383 CID V8 Optional	27	34-PC1500T	Yes	1
1971-1970	3.7 Liters 3687 CC 225 CID L6	21	PC1200LMJT		4
1971-1970	3.7 Liters 3687 CC 225 CID L6 Optional	24	34-PC1500T	Yes	1
1969-1966	5.2 Liters 318 CID V8	24	34-PC1500T	Yes	1
1969-1965	3.7 Liters 3687 CC 225 CID L6	24	34-PC1500T	Yes	1
1966-1965	6.3 Liters 383 CID V8	24	34-PC1500T	Yes	1
1965	7.0 Liters 426 CID V8	24	34-PC1500T	Yes	1
1965	4.5 Liters 273 CID V8	24	34-PC1500T	Yes	1
<b>Plymouth Fury III</b>					
1974-1968	7.2 Liters 440 CID V8	27	34-PC1500T	Yes	1
1974-1973	7.2 Liters 440 CID V8 Optional	27	34-PC1500T	Yes	1
1974-1972	6.6 Liters 400 CID V8	24	34-PC1500T	Yes	1
1974-1972	6.6 Liters 400 CID V8 Optional	27	34-PC1500T	Yes	1
1974-1971	5.9 Liters 360 CID V8	24	34-PC1500T	Yes	1
1974	5.9 Liters 360 CID V8 Optional	24	34-PC1500T	Yes	1
1973-1971	5.9 Liters 360 CID V8 Optional	27	34-PC1500T	Yes	1
1973	5.2 Liters 318 CID V8	24	34-PC1500T	Yes	1
1973	5.2 Liters 318 CID V8 Optional	27	34-PC1500T	Yes	1
1972-1970	5.2 Liters 318 CID V8	21	PC1200LMJT		4
1972-1970	5.2 Liters 318 CID V8 Optional	24	34-PC1500T	Yes	1

Year, Make & Model	Engine, Liter & Options	BCI Group Size	ODYSSEY® Battery Model	Height Adapter	Notes
<b>Plymouth Fury III (ctd)</b>					
1971-1965	6.3 Liters 383 CID V8	24	34-PC1500T	Yes	1
1971-1970	6.3 Liters 383 CID V8 Optional	27	34-PC1500T	Yes	1
1971-1970	3.7 Liters 3687 CC 225 CID L6	21	PC1200LMJT		4
1971-1970	3.7 Liters 3687 CC 225 CID L6 Optional	24	34-PC1500T	Yes	1
1969-1966	5.2 Liters 318 CID V8	24	34-PC1500T	Yes	1
1969-1965	3.7 Liters 3687 CC 225 CID L6	24	34-PC1500T	Yes	1
1965	7.0 Liters 426 CID V8	24	34-PC1500T	Yes	1
1965	4.5 Liters 273 CID V8	24	34-PC1500T	Yes	1
<b>Plymouth Gran Fury</b>					
1989-1985	5.2 Liters 318 CID V8	34	34-PC1500T		
1989-1985	5.2 Liters 318 CID V8 Optional	34	34-PC1500T		
1984-1981	5.2 Liters 318 CID V8 Optional	24	34-PC1500T	Yes	1
1984-1981	5.2 Liters 318 CID V8	25	25-PC1400T		
1983-1981	3.7 Liters 3687 CC 225 CID L6 Optional	24	34-PC1500T	Yes	1
1983-1980	3.7 Liters 3687 CC 225 CID L6	25	25-PC1400T		
1980	5.9 Liters 360 CID V8	25	25-PC1400T		
1980	5.9 Liters 360 CID V8 Optional	27	34-PC1500T	Yes	1
1980	5.2 Liters 318 CID V8	24	34-PC1500T	Yes	1
1980	5.2 Liters 318 CID V8 Optional	27	34-PC1500T	Yes	1
1980	3.7 Liters 3687 CC 225 CID L6 Optional	27	34-PC1500T	Yes	1
1977-1975	6.6 Liters 400 CID V8	27	34-PC1500T	Yes	1
1977-1975	5.9 Liters 360 CID V8	27	34-PC1500T	Yes	1
1977-1975	5.9 Liters 360 CID V8 Optional	27	34-PC1500T	Yes	1
1977-1975	5.2 Liters 318 CID V8	24	34-PC1500T	Yes	1
1977-1975	5.2 Liters 318 CID V8 Optional	27	34-PC1500T	Yes	1
1977-1972	7.2 Liters 440 CID V8	27	34-PC1500T	Yes	1
1977-1972	6.6 Liters 400 CID V8 Optional	27	34-PC1500T	Yes	1
1975-1973	7.2 Liters 440 CID V8 Optional	27	34-PC1500T	Yes	1
1974-1972	6.6 Liters 400 CID V8	24	34-PC1500T	Yes	1
1974-1972	5.9 Liters 360 CID V8	24	34-PC1500T	Yes	1
1974	5.9 Liters 360 CID V8 Optional	24	34-PC1500T	Yes	1
1973-1972	5.9 Liters 360 CID V8 Optional	27	34-PC1500T	Yes	1
1973	5.2 Liters 318 CID V8	24	34-PC1500T	Yes	1
1973	5.2 Liters 318 CID V8 Optional	27	34-PC1500T	Yes	1
1972	5.2 Liters 318 CID V8	21	PC1200LMJT	Yes	1
1972	5.2 Liters 318 CID V8 Optional	24	34-PC1500T	Yes	1
<b>Plymouth Grand Voyager</b>					
2000-1992	3.3 Liters 201 CID V6	34	34-PC1500T		
2000-1992	3.0 Liters 2972 CC 181 CID V6	34	34-PC1500T		
1999	3.8 Liters 230 CID V6	34	34-PC1500T		
1999	3.8 Liters 230 CID V6 Optional	34	34-PC1500T		
1999-1992	3.0 Liters 2972 CC 181 CID V6 Optional	34	34-PC1500T		
1999-1990	3.3 Liters 201 CID V6 Optional	34	34-PC1500T		
1997-1996	2.4 Liters 2429 CC 148 CID L4	34	34-PC1500T		
1997-1996	2.4 Liters 2429 CC 148 CID L4 Optional	34	34-PC1500T		
1995-1994	3.8 Liters 230 CID V6	34	34-PC1500T		
1995-1994	3.8 Liters 230 CID V6 Optional	34	34-PC1500T		
1990	3.3 Liters 201 CID V6	34	34-PC1500T		
1989-1988	3.0 Liters 2972 CC 181 CID V6	34	34-PC1500T		
1988	2.5 Liters 2507 CC 153 CID L4	34	34-PC1500T		

1. Installation requires optional height adapter. Additional cable may be required.
2. Installation requires battery to be placed on its side to dimensionally fit. Vehicle battery restraint(s) may require modification.
3. Installation requires reverse mounting orientation for correct terminal polarity
4. Vehicle battery restraint(s) may require modification.
5. Installation requires additional interbattery cables for parallel connections.
6. If vehicle as Intelligent Key option, then use 34R-PC1500T with the optional height adapter. Additional cable may be required.
7. If vehicle as Intelligent key option, then use 35-PC1400T

Year, Make & Model	Engine, Liter & Options	BCI Group Size	ODYSSEY® Battery Model	Height Adapter	Notes
<b>Plymouth GTX</b>					
1971-1967	7.2 Liters 440 CID V8	27	34-PC1500T	Yes	1
1971-1967	7.0 Liters 426 CID V8	27	34-PC1500T	Yes	1
1968-1967	6.3 Liters 383 CID V8	24	34-PC1500T	Yes	1
1968-1967	5.2 Liters 318 CID V8	24	34-PC1500T	Yes	1
1967	4.5 Liters 273 CID V8	24	34-PC1500T	Yes	1
<b>Plymouth Horizon</b>					
1990-1988	2.2 Liters 135 CID L4	34	34-PC1500T		
1987	2.2 Liters 135 CID L4 Canada & Optional	25	25-PC1400T		
1987	2.2 Liters 135 CID L4 U.S. ex. Turbo	26	PC1200LMJT		4
1986-1983	1.6 Liters 1595 CC 97 CID L4 Optional	25	25-PC1400T		
1986-1983	1.6 Liters 1595 CC 97 CID L4	26	PC1200LMJT		4
1986-1981	2.2 Liters 135 CID L4 Optional	25	25-PC1400T		
1986-1981	2.2 Liters 135 CID L4	26	PC1200LMJT		4
1983-1980	1.7 Liters 105 CID L4 Optional	25	25-PC1400T		
1983-1980	1.7 Liters 105 CID L4	26	PC1200LMJT		4
1983	1.6 Liters 1597 CC 98 CID L4 Optional	25	25-PC1400T		
1983	1.6 Liters 1597 CC 98 CID L4	26	PC1200LMJT		4
1979-1978	1.7 Liters 105 CID L4	21	PC1200LMJT		4
1979	1.7 Liters 105 CID L4 Optional	26	PC1200LMJT		4
<b>Plymouth Laser</b>					
1994-1990	2.0 Liters 1997 CC 122 CID L4 Canada	86	75/86-PC1230DT		
1994-1990	2.0 Liters 1997 CC 122 CID L4 U.S.	86	75/86-PC1230DT		
1994-1990	1.8 Liters 1755 CC 107 CID L4	86	75/86-PC1230DT		
<b>Plymouth Neon</b>					
2001-1999	2.0 Liters 1996 CC 122 CID L4	26R	PC1200MJT		4
2001-1999	2.0 Liters 1996 CC 122 CID L4 Optional	26R	PC1200MJT		4
1999-1995	2.0 Liters 1996 CC 122 CID L4	58	PC1200LMJT		4
<b>Plymouth PB100</b>					
1980-1975	5.2 Liters 318 CID V8	24	34-PC1500T	Yes	1
1980-1975	5.2 Liters 318 CID V8 Optional	27	34-PC1500T	Yes	1
1980-1975	3.7 Liters 3687 CC 225 CID L6	24	34-PC1500T	Yes	1
1978-1976	5.9 Liters 360 CID V8	24	34-PC1500T	Yes	1
1977-1976	5.9 Liters 360 CID V8 Optional	27	34-PC1500T	Yes	1
1977-1975	3.7 Liters 3687 CC 225 CID L6 Optional	27	34-PC1500T	Yes	1
<b>Plymouth PB100 Van</b>					
1974	5.9 Liters 360 CID V8	24	34-PC1500T	Yes	1
1974	5.9 Liters 360 CID V8 Optional	27	34-PC1500T	Yes	1
1974	5.2 Liters 318 CID V8	24	34-PC1500T	Yes	1
1974	5.2 Liters 318 CID V8 Optional	27	34-PC1500T	Yes	1
1974	3.7 Liters 3687 CC 225 CID L6	24	34-PC1500T	Yes	1
1974	3.7 Liters 3687 CC 225 CID L6 Optional	27	34-PC1500T	Yes	1
<b>Plymouth PB150</b>					
1983	5.2 Liters 318 CID V8	25	25-PC1400T		
1983	3.7 Liters 3687 CC 225 CID L6	25	25-PC1400T		
1982-1981	5.2 Liters 318 CID V8	24	34-PC1500T	Yes	1
1982-1981	5.2 Liters 318 CID V8 Optional	24	34-PC1500T	Yes	1
1982-1981	3.7 Liters 3687 CC 225 CID L6	24	34-PC1500T	Yes	1

Year, Make & Model	Engine, Liter & Options	BCI Group Size	ODYSSEY® Battery Model	Height Adapter	Notes
<b>Plymouth PB200</b>					
1980-1975	5.9 Liters 360 CID V8	24	34-PC1500T	Yes	1
1980-1975	5.2 Liters 318 CID V8	24	34-PC1500T	Yes	1
1980	3.7 Liters 3687 CC 225 CID L6	24	34-PC1500T	Yes	1
1978-1976	7.2 Liters 440 CID V8	24	34-PC1500T	Yes	1
1978-1976	6.6 Liters 400 CID V8	24	34-PC1500T	Yes	1
1978-1975	3.7 Liters 3687 CC 225 CID L6	24	34-PC1500T	Yes	1
1977-1976	7.2 Liters 440 CID V8 Optional	27	34-PC1500T	Yes	1
1977-1976	6.6 Liters 400 CID V8 Optional	27	34-PC1500T	Yes	1
1977-1975	5.9 Liters 360 CID V8 Optional	27	34-PC1500T	Yes	1
1977-1975	5.2 Liters 318 CID V8 Optional	27	34-PC1500T	Yes	1
1977-1975	3.7 Liters 3687 CC 225 CID L6 Optional	27	34-PC1500T	Yes	1
<b>Plymouth PB200 Van</b>					
1974	5.9 Liters 360 CID V8	24	34-PC1500T	Yes	1
1974	5.9 Liters 360 CID V8 Optional	27	34-PC1500T	Yes	1
1974	5.2 Liters 318 CID V8	24	34-PC1500T	Yes	1
1974	5.2 Liters 318 CID V8 Optional	27	34-PC1500T	Yes	1
1974	3.7 Liters 3687 CC 225 CID L6	24	34-PC1500T	Yes	1
1974	3.7 Liters 3687 CC 225 CID L6 Optional	27	34-PC1500T	Yes	1
<b>Plymouth PB250</b>					
1983	5.2 Liters 318 CID V8	25	25-PC1400T		
1983	3.7 Liters 3687 CC 225 CID L6	25	25-PC1400T		
1982-1981	5.2 Liters 318 CID V8	24	34-PC1500T	Yes	1
1982-1981	5.2 Liters 318 CID V8 Optional	24	34-PC1500T	Yes	1
1982-1981	3.7 Liters 3687 CC 225 CID L6	24	34-PC1500T	Yes	1
1981	5.9 Liters 360 CID V8	24	34-PC1500T	Yes	1
1981	5.9 Liters 360 CID V8 Optional	24	34-PC1500T	Yes	1
<b>Plymouth PB300</b>					
1980-1979	5.9 Liters 360 CID V8	24	34-PC1500T	Yes	1
1980-1979	5.2 Liters 318 CID V8	24	34-PC1500T	Yes	1
1978	7.2 Liters 440 CID V8	27	34-PC1500T	Yes	1
1978	6.6 Liters 400 CID V8	27	34-PC1500T	Yes	1
1978	5.9 Liters 360 CID V8	27	34-PC1500T	Yes	1
1978	5.2 Liters 318 CID V8	27	34-PC1500T	Yes	1
1977-1976	7.2 Liters 440 CID V8	24	34-PC1500T	Yes	1
1977-1976	7.2 Liters 440 CID V8 Optional	27	34-PC1500T	Yes	1
1977-1976	6.6 Liters 400 CID V8	24	34-PC1500T	Yes	1
1977	6.6 Liters 400 CID V8 Optional	27	34-PC1500T	Yes	1
1977-1975	5.9 Liters 360 CID V8	24	34-PC1500T	Yes	1
1977-1975	5.9 Liters 360 CID V8 Optional	27	34-PC1500T	Yes	1
1977-1975	5.2 Liters 318 CID V8	24	34-PC1500T	Yes	1
1977-1975	5.2 Liters 318 CID V8 Optional	27	34-PC1500T	Yes	1
<b>Plymouth PB300 Van</b>					
1974	5.9 Liters 360 CID V8	24	34-PC1500T	Yes	1
1974	5.9 Liters 360 CID V8 Optional	27	34-PC1500T	Yes	1
1974	5.2 Liters 318 CID V8	24	34-PC1500T	Yes	1
1974	5.2 Liters 318 CID V8 Optional	27	34-PC1500T	Yes	1
<b>Plymouth PB350</b>					
1983-1981	5.9 Liters 360 CID V8	24	34-PC1500T	Yes	1
1983-1981	5.9 Liters 360 CID V8 Optional	24	34-PC1500T	Yes	1
1983	5.2 Liters 318 CID V8	25	25-PC1400T		
1982-1981	5.2 Liters 318 CID V8	24	34-PC1500T	Yes	1
1982-1981	5.2 Liters 318 CID V8 Optional	24	34-PC1500T	Yes	1

1. Installation requires optional height adapter. Additional cable may be required.
2. Installation requires battery to be placed on its side to dimensionally fit. Vehicle battery restraint(s) may require modification.
3. Installation requires reverse mounting orientation for correct terminal polarity
4. Vehicle battery restraint(s) may require modification.
5. Installation requires additional interbattery cables for parallel connections.
6. If vehicle as Intelligent Key option, then use 34R-PC1500T with the optional height adapter. Additional cable may be required.
7. If vehicle as Intelligent key option, then use 35-PC1400T

Year, Make & Model	Engine, Liter & Options	BCI Group Size	ODYSSEY® Battery Model	Height Adapter	Notes
<b>Plymouth Plaza</b>					
1958-1955	3.8 Liters 230 CID L6	24	34-PC1500T	Yes	1
1957-1956	4.5 Liters 273 CID V8	24	34-PC1500T	Yes	1
1958	5.7 Liters 350 CID V8	24	34-PC1500T	Yes	1
1958	5.2 Liters 318 CID V8	24	34-PC1500T	Yes	1
1958	5.2 Liters 317 CID V8	24	34-PC1500T	Yes	1
1957	4.9 Liters 299 CID V8	24	34-PC1500T	Yes	1
1956	4.4 Liters 270 CID V8	24	34-PC1500T	Yes	1
1955	4.3 Liters 260 CID V8	24	34-PC1500T	Yes	1
1955	4.2 Liters 259 CID V8	24	34-PC1500T	Yes	1
1955	3.9 Liters 239 CID V8	24	34-PC1500T	Yes	1
1954	3.8 Liters 230 CID L6	1	N/A		
1954	3.6 Liters 218 CID L6	1	N/A		
<b>Plymouth Prowler</b>					
2001-1999	3.5 Liters 3497 CC 215 CID V6	34	34-PC1500T		
1997	3.5 Liters 3497 CC 215 CID V6	34	34-PC1500T		
<b>Plymouth Reliant</b>					
1989-1988	2.2 Liters 135 CID L4	34	34-PC1500T		
1989-1986	2.5 Liters 2507 CC 153 CID L4	34	34-PC1500T		
1987	2.5 Liters 2507 CC 153 CID L4 Optional	34	34-PC1500T		
1987	2.2 Liters 135 CID L4 U.S.	26	PC1200LMJT		4
1987	2.2 Liters 135 CID L4 Canada & Optional	34	34-PC1500T		
1986	2.5 Liters 2507 CC 153 CID L4	24	34-PC1500T	Yes	1
1986-1985	2.2 Liters 135 CID L4 Optional	34	34-PC1500T		
1986-1981	2.2 Liters 135 CID L4	26	PC1200LMJT		4
1985-1983	2.6 Liters 2555 CC 156 CID L4	26	PC1200LMJT		4
1985	2.6 Liters 2555 CC 156 CID L4 Optional	34	34-PC1500T		
1984-1981	2.6 Liters 2555 CC 156 CID L4 Optional	24	34-PC1500T	Yes	1
1984-1981	2.2 Liters 135 CID L4 Optional	24	34-PC1500T	Yes	1
1982-1981	2.6 Liters 2555 CC 156 CID L4	21	PC1200LMJT		4
<b>Plymouth Roadrunner</b>					
1975-1974	5.9 Liters 360 CID V8	27	34-PC1500T	Yes	1
1975-1974	5.9 Liters 360 CID V8 Optional	27	34-PC1500T	Yes	1
1975-1973	6.6 Liters 400 CID V8	27	34-PC1500T	Yes	1
1975-1973	6.6 Liters 400 CID V8 Optional	27	34-PC1500T	Yes	1
1975-1973	5.2 Liters 318 CID V8	27	34-PC1500T	Yes	1
1974-1973	7.2 Liters 440 CID V8	27	34-PC1500T	Yes	1
1974-1973	7.2 Liters 440 CID V8 Optional	27	34-PC1500T	Yes	1
1973-1971	5.6 Liters 340 CID V8	24	34-PC1500T	Yes	1
1972-1970	7.2 Liters 440 CID V8	24	34-PC1500T	Yes	1
1972	6.6 Liters 400 CID V8	24	34-PC1500T	Yes	1
1972	5.2 Liters 318 CID V8	24	34-PC1500T	Yes	1
1971	7.0 Liters 426 CID V8	24	34-PC1500T	Yes	1
1971	6.3 Liters 383 CID V8	24	34-PC1500T	Yes	1
1970-1969	7.2 Liters 440 CID V8	27	34-PC1500T	Yes	1
1970-1968	7.0 Liters 426 CID V8	27	34-PC1500T	Yes	1
1970-1968	6.3 Liters 383 CID V8	27	34-PC1500T	Yes	1
1968	5.2 Liters 318 CID V8	24	34-PC1500T	Yes	1
1968	4.5 Liters 273 CID V8	24	34-PC1500T	Yes	1
<b>Plymouth Sapporo</b>					
1983-1981	2.6 Liters 2555 CC 156 CID L4 Canada	24	34-PC1500T	Yes	1

Year, Make & Model	Engine, Liter & Options	BCI Group Size	ODYSSEY® Battery Model	Height Adapter	Notes
<b>Plymouth Sapporo (ctd)</b>					
1983-1981	2.6 Liters 2555 CC 156 CID L4 U.S.	25	25-PC1400T		
1980-1978	2.6 Liters 2555 CC 156 CID L4	24	34-PC1500T	Yes	1
1979-1978	1.6 Liters 1597 CC 98 CID L4	24	34-PC1500T	Yes	1
<b>Plymouth Satellite</b>					
1974	7.2 Liters 440 CID V8	27	34-PC1500T	Yes	1
1974	7.2 Liters 440 CID V8 Optional	27	34-PC1500T	Yes	1
1974-1972	6.6 Liters 400 CID V8	24	34-PC1500T	Yes	1
1974	6.6 Liters 400 CID V8 Optional	27	34-PC1500T	Yes	1
1974	5.9 Liters 360 CID V8	24	34-PC1500T	Yes	1
1974	5.9 Liters 360 CID V8 Optional	27	34-PC1500T	Yes	1
1974-1973	5.2 Liters 318 CID V8	24	34-PC1500T	Yes	1
1974	5.2 Liters 318 CID V8 Optional	27	34-PC1500T	Yes	1
1974-1973	3.7 Liters 3687 CC 225 CID L6	24	34-PC1500T	Yes	1
1974	3.7 Liters 3687 CC 225 CID L6 Optional	27	34-PC1500T	Yes	1
1972	5.6 Liters 340 CID V8	21	PC1200LMJT		4
1972-1971	5.2 Liters 318 CID V8	21	PC1200LMJT		4
1972	3.7 Liters 225 CID L6	24	34-PC1500T	Yes	1
1972-1971	3.7 Liters 3687 CC 225 CID L6	21	PC1200LMJT		4
1971	6.3 Liters 383 CID V8	24	34-PC1500T	Yes	1
1970-1968	6.3 Liters 383 CID V8	27	34-PC1500T	Yes	1
1970-1965	5.2 Liters 318 CID V8	24	34-PC1500T	Yes	1
1970	3.7 Liters 3687 CC 225 CID L6	27	34-PC1500T	Yes	1
1968-1965	4.5 Liters 273 CID V8	24	34-PC1500T	Yes	1
1967-1966	7.2 Liters 440 CID V8	27	34-PC1500T	Yes	1
1967-1965	7.0 Liters 426 CID V8	27	34-PC1500T	Yes	1
1967-1965	6.3 Liters 383 CID V8	24	34-PC1500T	Yes	1
1967-1966	3.7 Liters 3687 CC 225 CID L6	24	34-PC1500T	Yes	1
<b>Plymouth Savoy</b>					
1964	7.0 Liters 426 CID V8	27	34-PC1500T	Yes	1
1964-1960	6.3 Liters 383 CID V8	24	34-PC1500T	Yes	1
1964-1960	5.9 Liters 361 CID V8	24	34-PC1500T	Yes	1
1964-1958	5.2 Liters 318 CID V8	24	34-PC1500T	Yes	1
1964	4.5 Liters 273 CID V8	24	34-PC1500T	Yes	1
1964-1960	3.7 Liters 3687 CC 225 CID L6	24	34-PC1500T	Yes	1
1963	7.0 Liters 426 CID V8	24	34-PC1500T	Yes	1
1961	6.8 Liters 413 CID V8	24	34-PC1500T	Yes	1
1959	5.9 Liters 360 CID V8	24	34-PC1500T	Yes	1
1959-1958	5.2 Liters 317 CID V8	24	34-PC1500T	Yes	1
1959-1955	3.8 Liters 230 CID L6	24	34-PC1500T	Yes	1
1958	5.7 Liters 350 CID V8	24	34-PC1500T	Yes	1
1957	4.9 Liters 299 CID V8	24	34-PC1500T	Yes	1
1957-1956	4.5 Liters 273 CID V8	24	34-PC1500T	Yes	1
1956	4.4 Liters 270 CID V8	24	34-PC1500T	Yes	1
1955	4.3 Liters 260 CID V8	24	34-PC1500T	Yes	1
1955	4.2 Liters 259 CID V8	24	34-PC1500T	Yes	1
1955	3.9 Liters 239 CID V8	24	34-PC1500T	Yes	1
1954	3.8 Liters 230 CID L6	1	N/A		
1954-1953	3.6 Liters 218 CID L6	1	N/A		
<b>Plymouth Scamp</b>					
1983	2.2 Liters 135 CID L4 Optional	25	25-PC1400T		
1983	2.2 Liters 135 CID L4	26	PC1200LMJT		4
1976-1973	5.2 Liters 318 CID V8	24	34-PC1500T	Yes	1

1. Installation requires optional height adapter. Additional cable may be required.
2. Installation requires battery to be placed on its side to dimensionally fit. Vehicle battery restraint(s) may require modification.
3. Installation requires reverse mounting orientation for correct terminal polarity
4. Vehicle battery restraint(s) may require modification.
5. Installation requires additional interbattery cables for parallel connections.
6. If vehicle as Intelligent Key option, then use 34R-PC1500T with the optional height adapter. Additional cable may be required.
7. If vehicle as Intelligent key option, then use 35-PC1400T

Year, Make & Model	Engine, Liter & Options	BCI Group Size	ODYSSEY® Battery Model	Height Adapter	Notes
<b>Plymouth Scamp (ctd)</b>					
1976-1975	5.2 Liters 318 CID V8 Optional	27	34-PC1500T	Yes	1
1976-1975	3.7 Liters 3687 CC 225 CID L6 Optional	27	34-PC1500T	Yes	1
1976-1973	3.7 Liters 3687 CC 225 CID L6	24	34-PC1500T	Yes	1
1974-1971	5.2 Liters 318 CID V8 Optional	24	34-PC1500T	Yes	1
1974-1971	3.7 Liters 3687 CC 225 CID L6 Optional	24	34-PC1500T	Yes	1
1974-1973	3.2 Liters 198 CID L6	24	34-PC1500T	Yes	1
1974-1971	3.2 Liters 198 CID L6 Optional	24	34-PC1500T	Yes	1
1972-1971	5.2 Liters 318 CID V8	21	PC1200LMJT		4
1972-1971	5.2 Liters 318 CID V8 Optional	27	34-PC1500T	Yes	1
1972-1971	3.7 Liters 3687 CC 225 CID L6	21	PC1200LMJT		4
1972-1971	3.7 Liters 3687 CC 225 CID L6 Optional	27	34-PC1500T	Yes	1
1972-1971	3.2 Liters 198 CID L6	21	PC1200LMJT		4
1972-1971	3.2 Liters 198 CID L6 Optional	27	34-PC1500T	Yes	1
<b>Plymouth Special Deluxe</b>					
1950	3.6 Liters 218 CID L6	1	N/A		
<b>Plymouth Sport Wagon</b>					
1961-1960	6.3 Liters 383 CID V8	24	34-PC1500T	Yes	1
1961-1960	5.9 Liters 361 CID V8	24	34-PC1500T	Yes	1
1961-1960	5.2 Liters 318 CID V8	24	34-PC1500T	Yes	1
1961-1960	3.7 Liters 3687 CC 225 CID L6	24	34-PC1500T	Yes	1
<b>Plymouth Suburban</b>					
1961-1960	6.3 Liters 383 CID V8	24	34-PC1500T	Yes	1
1961-1960	5.9 Liters 361 CID V8	24	34-PC1500T	Yes	1
1961-1960	3.7 Liters 3687 CC 225 CID L6	24	34-PC1500T	Yes	1
1961-1958	5.2 Liters 318 CID V8	24	34-PC1500T	Yes	1
1959	5.9 Liters 360 CID V8	24	34-PC1500T	Yes	1
1959-1958	5.2 Liters 317 CID V8	24	34-PC1500T	Yes	1
1959-1955	3.8 Liters 230 CID L6	24	34-PC1500T	Yes	1
1958	5.9 Liters 361 CID V8	24	34-PC1500T	Yes	1
1958	5.7 Liters 350 CID V8	24	34-PC1500T	Yes	1
1957	4.9 Liters 299 CID V8	24	34-PC1500T	Yes	1
1957-1956	4.5 Liters 273 CID V8	24	34-PC1500T	Yes	1
1956	4.4 Liters 270 CID V8	24	34-PC1500T	Yes	1
1955	4.3 Liters 260 CID V8	24	34-PC1500T	Yes	1
1955	4.2 Liters 259 CID V8	24	34-PC1500T	Yes	1
1955	3.9 Liters 239 CID V8	24	34-PC1500T	Yes	1
1954	3.8 Liters 230 CID L6	1	N/A		
1954-1949	3.6 Liters 218 CID L6	1	N/A		
<b>Plymouth Sundance</b>					
1994-1992	3.0 Liters 2972 CC 181 CID V6	34	34-PC1500T		
1994-1988	2.5 Liters 2507 CC 153 CID L4	34	34-PC1500T		
1994-1988	2.2 Liters 135 CID L4	34	34-PC1500T		
1987	2.2 Liters 135 CID L4 Canada & Optional	25	25-PC1400T		
1987	2.2 Liters 135 CID L4 U.S. ex. Turbo	26	PC1200LMJT		4
1987	2.2 Liters 135 CID L4 Turbo	34	34-PC1500T		
1987	2.2 Liters 135 CID L4 Turbo & Optional	34	34-PC1500T		
<b>Plymouth Superbird</b>					
1970	7.2 Liters 440 CID V8	27	34-PC1500T	Yes	1

Year, Make & Model	Engine, Liter & Options	BCI Group Size	ODYSSEY® Battery Model	Height Adapter	Notes
<b>Plymouth Trailduster</b>					
1981-1974	5.9 Liters 360 CID V8	24	34-PC1500T	Yes	1
1981	5.9 Liters 360 CID V8 Optional	24	34-PC1500T	Yes	1
1981-1974	5.2 Liters 318 CID V8	24	34-PC1500T	Yes	1
1981	5.2 Liters 318 CID V8 Optional	24	34-PC1500T	Yes	1
1980-1975	3.7 Liters 3687 CC 225 CID L6	24	34-PC1500T	Yes	1
1979	3.7 Liters 225 CID L6	24	34-PC1500T	Yes	1
1978-1976	6.6 Liters 400 CID V8	24	34-PC1500T	Yes	1
1978-1974	7.2 Liters 440 CID V8	24	34-PC1500T	Yes	1
<b>Plymouth Turismo</b>					
1985-1984	1.6 Liters 1595 CC 97 CID L4 Optional	25	25-PC1400T		
1985-1984	1.6 Liters 1595 CC 97 CID L4	26	PC1200LMJT		4
1983	1.6 Liters 1597 CC 98 CID L4 Optional	25	25-PC1400T		
1983	1.6 Liters 1597 CC 98 CID L4	26	PC1200LMJT		4
<b>Plymouth Valiant</b>					
1976	5.9 Liters 360 CID V8	27	34-PC1500T	Yes	1
1976	5.9 Liters 360 CID V8 Optional	27	34-PC1500T	Yes	1
1976-1973	5.2 Liters 318 CID V8	24	34-PC1500T	Yes	1
1976-1975	5.2 Liters 318 CID V8 Optional	27	34-PC1500T	Yes	1
1976-1975	3.7 Liters 3687 CC 225 CID L6 Optional	27	34-PC1500T	Yes	1
1976-1973	3.7 Liters 3687 CC 225 CID L6	24	34-PC1500T	Yes	1
1974-1970	5.2 Liters 318 CID V8 Optional	24	34-PC1500T	Yes	1
1974-1970	3.7 Liters 3687 CC 225 CID L6 Optional	24	34-PC1500T	Yes	1
1974-1973	3.2 Liters 198 CID L6	24	34-PC1500T	Yes	1
1974-1970	3.2 Liters 198 CID L6 Optional	24	34-PC1500T	Yes	1
1972-1970	5.2 Liters 318 CID V8	21	PC1200LMJT		4
1972-1971	5.2 Liters 318 CID V8 Optional	27	34-PC1500T	Yes	1
1972	3.7 Liters 225 CID L6	24	34-PC1500T	Yes	1
1972-1970	3.7 Liters 3687 CC 225 CID L6	21	PC1200LMJT		4
1972-1971	3.7 Liters 3687 CC 225 CID L6 Optional	27	34-PC1500T	Yes	1
1972-1970	3.2 Liters 198 CID L6	21	PC1200LMJT		4
1972-1971	3.2 Liters 198 CID L6 Optional	27	34-PC1500T	Yes	1
1969-1968	5.2 Liters 318 CID V8	24	34-PC1500T	Yes	1
1969-1964	4.5 Liters 273 CID V8	24	34-PC1500T	Yes	1
1969-1961	3.7 Liters 3687 CC 225 CID L6	24	34-PC1500T	Yes	1
1969-1968	2.8 Liters 170 CID L6	20H	N/A		
1967-1960	2.8 Liters 170 CID L6	24	34-PC1500T	Yes	1
<b>Plymouth VIP</b>					
1967	7.2 Liters 440 CID V8	27	34-PC1500T	Yes	1
1967	6.3 Liters 383 CID V8	24	34-PC1500T	Yes	1
1967	5.2 Liters 318 CID V8	24	34-PC1500T	Yes	1
<b>Plymouth Volare</b>					
1980-1979	5.9 Liters 360 CID V8	24	34-PC1500T	Yes	1
1980-1976	5.2 Liters 318 CID V8	24	34-PC1500T	Yes	1
1980-1979	3.7 Liters 3687 CC 225 CID L6	24	34-PC1500T	Yes	1
1979-1976	5.9 Liters 360 CID V8	27	34-PC1500T	Yes	1
1978-1976	5.9 Liters 360 CID V8 Optional	27	34-PC1500T	Yes	1
1978-1976	5.2 Liters 318 CID V8 Optional	27	34-PC1500T	Yes	1
1978	3.7 Liters 3687 CC 225 CID L6 1V	24	34-PC1500T	Yes	1
1978	3.7 Liters 3687 CC 225 CID L6 2V	24	34-PC1500T	Yes	1

1. Installation requires optional height adapter. Additional cable may be required.
2. Installation requires battery to be placed on its side to dimensionally fit. Vehicle battery restraint(s) may require modification.
3. Installation requires reverse mounting orientation for correct terminal polarity
4. Vehicle battery restraint(s) may require modification.
5. Installation requires additional interbattery cables for parallel connections.
6. If vehicle as Intelligent Key option, then use 34R-PC1500T with the optional height adapter. Additional cable may be required.
7. If vehicle as Intelligent key option, then use 35-PC1400T



Year, Make & Model	Engine, Liter & Options	BCI Group Size	ODYSSEY® Battery Model	Height Adapter	Notes
<b>Plymouth Volare (ctd)</b>					
1978-1976	3.7 Liters 3687 CC 225 CID L6 Optional	27	34-PC1500T	Yes	1
1977-1976	3.7 Liters 3687 CC 225 CID L6	24	34-PC1500T	Yes	1
<b>Plymouth Voyager</b>					
2000-1996	2.4 Liters 2429 CC 148 CID L4	34	34-PC1500T		
2000-1992	3.3 Liters 201 CID V6	34	34-PC1500T		
2000-1992	3.0 Liters 2972 CC 181 CID V6	34	34-PC1500T		
1999-1998	U/K Electric	34	34-PC1500T		
1999-1998	3.8 Liters 230 CID V6	34	34-PC1500T		
1999-1998	3.8 Liters 230 CID V6 Optional	34	34-PC1500T		
1999-1996	2.4 Liters 2429 CC 148 CID L4 Optional	34	34-PC1500T		
1999-1991	3.3 Liters 201 CID V6 Optional	34	34-PC1500T		
1999-1990	3.0 Liters 2972 CC 181 CID V6 Optional	34	34-PC1500T		
1995-1994	U/K Electric, Optional	34	34-PC1500T		
1995-1992	2.5 Liters 2507 CC 153 CID L4 Optional	34	34-PC1500T		
1995-1988	2.5 Liters 2507 CC 153 CID L4	34	34-PC1500T		
1990-1987	3.0 Liters 2972 CC 181 CID V6	34	34-PC1500T		
1990	2.5 Liters 2507 CC 153 CID L4 Optional	34	34-PC1500T		
1987	3.0 Liters 2972 CC 181 CID V6 Optional	34	34-PC1500T		
1987	2.6 Liters 2555 CC 156 CID L4	26	PC1200LMJT		4
1987-1985	2.6 Liters 2555 CC 156 CID L4 Optional	34	34-PC1500T		
1987	2.5 Liters 2507 CC 153 CID L4	26	PC1200LMJT		4
1987	2.5 Liters 2507 CC 153 CID L4 Optional	34	34-PC1500T		
1987	2.2 Liters 135 CID L4	26	PC1200LMJT		4
1987-1985	2.2 Liters 135 CID L4 Optional	34	34-PC1500T		
1986-1985	2.6 Liters 2555 CC 156 CID L4	34	34-PC1500T		
1986-1985	2.2 Liters 135 CID L4	34	34-PC1500T		
1984	2.6 Liters 2555 CC 156 CID L4 Optional	24	34-PC1500T	Yes	1
1984	2.6 Liters 2555 CC 156 CID L4	26	PC1200LMJT		4
1984	2.2 Liters 135 CID L4 Optional	24	34-PC1500T	Yes	1
1984	2.2 Liters 135 CID L4	26	PC1200LMJT		4
<b>Pontiac 6000</b>					
1991	3.1 Liters 189 CID V6 Primary Battery	75	75-PC1230		
1991-1990	3.1 Liters 189 CID V6 Canada & Optional	75	75-PC1230		
1991-1985	2.5 Liters 2474 CC 151 CID L4	75	75-PC1230		
1990	3.1 Liters 189 CID V6	75	75-PC1230		
1989-1988	3.1 Liters 189 CID V6 Optional	75	75-PC1230		
1989-1987	2.8 Liters 173 CID V6	75	75-PC1230		
1989-1987	2.8 Liters 173 CID V6 Optional	75	75-PC1230		
1988	3.1 Liters 189 CID V6	75	75-PC1230		
1986	2.8 Liters 173 CID V6 U.S. ex. MFI	70	PC1200LMJT		4
1986	2.8 Liters 173 CID V6 Canada	75	75-PC1230		
1986-1985	2.8 Liters 173 CID V6 MFI & Optional	75	75-PC1230		
1985-1984	4.3 Liters 260 CID V6 Diesel, Optional	76	78-PC1500		

Year, Make & Model	Engine, Liter & Options	BCI Group Size	ODYSSEY® Battery Model	Height Adapter	Notes
<b>Pontiac 6000 (ctd)</b>					
1985-1984	4.3 Liters 260 CID V6 Diesel	78	78-PC1500		
1985	2.8 Liters 173 CID V6	70	PC1200LMJT		4
1985	2.8 Liters 173 CID V6 Gas ex. MFI	70	PC1200LMJT		4
1985	2.8 Liters 173 CID V6 Optional	75	75-PC1230		
1984-1983	2.8 Liters 173 CID V6 Gas ex. H.O.	70	PC1200LMJT		4
1984-1983	2.8 Liters 173 CID V6 H.O. & Optional	75	75-PC1230		
1984	2.5 Liters 2474 CC 151 CID L4 Gas	70	PC1200LMJT		4
1984	2.5 Liters 2474 CC 151 CID L4 Optional	70	PC1200LMJT		4
1983	4.3 Liters 260 CID V6 Diesel	75	75-PC1230		
1983-1982	2.5 Liters 2474 CC 151 CID L4	70	PC1200LMJT		4
1982	4.3 Liters 260 CID V6 Diesel & Optional	75	75-PC1230		
1982	4.3 Liters 260 CID V6 Diesel	76	78-PC1500		
1982	2.8 Liters 173 CID V6 Gas	70	PC1200LMJT		4
1982	2.8 Liters 173 CID V6 Optional	73	PC1200LMJT		4
1982	2.5 Liters 2474 CC 151 CID L4 Gas	70	PC1200LMJT		4
1982	2.5 Liters 2474 CC 151 CID L4 Optional	73	PC1200LMJT		4
<b>Pontiac Acadian</b>					
1987	1.6 Liters 1606 CC 98 CID L4 AT	70	PC1200LMJT		4
1987	1.6 Liters 1606 CC 98 CID L4 MT	70	PC1200LMJT		4
1987	1.6 Liters 1606 CC 98 CID L4 Optional	70	PC1200LMJT		4
1986-1985	1.6 Liters 1606 CC 98 CID L4 Gas	70	PC1200LMJT		4
1986-1983	1.8 Liters 1819 CC 110 CID L4 Diesel	78	78-PC1500		
1984-1983	1.6 Liters 1606 CC 98 CID L4 AT	70	PC1200LMJT		4
1984-1981	1.6 Liters 1606 CC 98 CID L4 MT	70	PC1200LMJT		4
1984-1981	1.6 Liters 1606 CC 98 CID L4 Optional	71	PC1200LMJT		4
1982	1.8 Liters 1819 CC 110 CID L4 Diesel	74	75-PC1230		
1982-1981	1.6 Liters 1606 CC 98 CID L4 AT	71	PC1200LMJT		
1982	1.6 Liters 1606 CC 98 CID L4 AT	71	PC1200LMJT		
1981	1.8 Liters 1819 CC 110 CID L4 MT & Diesel	70	PC1200LMJT		4
1981	1.8 Liters 1819 CC 110 CID L4 AT	71	PC1200LMJT		4
1981	1.8 Liters 1819 CC 110 CID L4 Optional	71	PC1200LMJT		4
1980	1.6 Liters 1606 CC 98 CID L4	70	PC1200LMJT		4
1979-1976	1.6 Liters 1606 CC 98 CID L4	71	PC1200LMJT		4
1979-1976	1.6 Liters 1606 CC 98 CID L4 Optional	74	75-PC1230		
1977-1976	1.4 Liters 1393 CC 85 CID L4	71	PC1200LMJT		4

1. Installation requires optional height adapter. Additional cable may be required.
2. Installation requires battery to be placed on its side to dimensionally fit. Vehicle battery restraint(s) may require modification.
3. Installation requires reverse mounting orientation for correct terminal polarity
4. Vehicle battery restraint(s) may require modification.
5. Installation requires additional interbattery cables for parallel connections.
6. If vehicle as Intelligent Key option, then use 34R-PC1500T with the optional height adapter. Additional cable may be required.
7. If vehicle as Intelligent key option, then use 35-PC1400T

Year, Make & Model	Engine, Liter & Options	BCI Group Size	ODYSSEY® Battery Model	Height Adapter	Notes
<b>Pontiac Astre</b>					
1977	2.5 Liters 2474 CC 151 CID L4	71	PC1200LMJT		4
1977	2.5 Liters 2474 CC 151 CID L4 Optional	74	75-PC1230		
1977-1976	2.3 Liters 140 CID L4	71	PC1200LMJT		4
1977-1976	2.3 Liters 140 CID L4 Optional	71	PC1200LMJT		4
1975	2.3 Liters 140 CID L4	72	PC1200LMJT		4
1975	2.3 Liters 140 CID L4 Optional	72	PC1200LMJT		4
<b>Pontiac Aztek</b>					
2005-2001	3.4 Liters 207 CID V6	78	78-PC1500		
<b>Pontiac Bonneville</b>					
2005-2004	4.6 Liters 281 CID V8	100	75-PC1230		4
2005-2000	3.8 Liters 231 CID V6	100	75-PC1230		4
2003-2000	3.8 Liters 231 CID V6 Supercharged	79	78-PC1500		4
2001-2000	3.8 Liters 231 CID V6	79	78-PC1500		4
1999-1998	3.8 Liters 231 CID V6 Supercharged	78	78-PC1500		
1999-1995	3.8 Liters 231 CID V6	78	78-PC1500		
1997-1992	3.8 Liters 231 CID V6 Optional	78	78-PC1500		
1994-1986	3.8 Liters 231 CID V6	75	75-PC1230		
1990-1984	3.8 Liters 231 CID V6 Optional	78	78-PC1500		
1986-1985	5.0 Liters 305 CID V8	75	75-PC1230		
1986-1983	5.0 Liters 305 CID V8 Optional	78	78-PC1500		
1986	4.3 Liters 262 CID V6	75	75-PC1230		
1986	4.3 Liters 262 CID V6 Optional	78	78-PC1500		
1985-1981	3.8 Liters 231 CID V6	70	PC1200LMJT		4
1984	5.7 Liters 350 CID V8 Diesel	70	PC1200LMJT		4
1984	5.7 Liters 350 CID V8 Diesel & Optional	75	75-PC1230		
1984-1983	5.7 Liters 350 CID V8 Diesel & Optional	78	78-PC1500		
1984	5.0 Liters 305 CID V8 Gas	75	75-PC1230		
1983	5.7 Liters 350 CID V8 Diesel	78	78-PC1500		
1982	5.7 Liters 350 CID V8 Diesel	75	75-PC1230		
1982-1980	5.7 Liters 350 CID V8 Diesel & Optional	74	75-PC1230		
1982	4.1 Liters 252 CID V6	70	PC1200LMJT		4
1982	4.1 Liters 252 CID V6 AC	70	PC1200LMJT		4
1982	4.1 Liters 252 CID V6 Optional	74	75-PC1230		
1981	5.7 Liters 350 CID V8 Diesel	73	PC1200LMJT		4
1981	5.0 Liters 307 CID V8	71	PC1200LMJT		4
1981	5.0 Liters 307 CID V8 Optional	73	PC1200LMJT		4
1981	4.3 Liters 265 CID V8 Optional	73	PC1200LMJT		4
1980-1977	5.7 Liters 350 CID V8	71	PC1200LMJT		4
1980-1977	5.7 Liters 350 CID V8 Optional	74	75-PC1230		
1980	5.7 Liters 350 CID V8 Diesel	74	75-PC1230		
1980-1977	4.9 Liters 301 CID V8	71	PC1200LMJT		4
1980-1977	4.9 Liters 301 CID V8 Optional	74	75-PC1230		
1980	4.3 Liters 265 CID V8	71	PC1200LMJT		4
1980	4.3 Liters 265 CID V8 Optional	74	75-PC1230		
1980	3.8 Liters 231 CID V6	71	PC1200LMJT		4
1980	3.8 Liters 231 CID V6 Optional	74	75-PC1230		
1979	6.6 Liters 403 CID V8	71	PC1200LMJT		4
1979-1977	6.6 Liters 403 CID V8 Optional	74	75-PC1230		

Year, Make & Model	Engine, Liter & Options	BCI Group Size	ODYSSEY® Battery Model	Height Adapter	Notes
<b>Pontiac Bonneville</b>					
1978-1977	6.6 Liters 403 CID V8	73	PC1200LMJT		4
1978-1977	6.6 Liters 400 CID V8	71	PC1200LMJT		4
1978-1973	6.6 Liters 400 CID V8 Optional	74	75-PC1230		
1976-1975	7.5 Liters 455 CID V8	74	75-PC1230		
1976-1975	7.5 Liters 455 CID V8 Optional	74	75-PC1230		
1976-1974	6.6 Liters 400 CID V8	72	PC1200LMJT		4
1974	7.5 Liters 455 CID V8 ex. Superduty	74	75-PC1230		
1974	7.5 Liters 455 CID V8 Superduty & Optional	74	75-PC1230		
1973-1972	7.5 Liters 455 CID V8	74	75-PC1230		
1973-1972	7.5 Liters 455 CID V8 Optional	74	75-PC1230		
1973-1972	6.6 Liters 400 CID V8	74	75-PC1230		
1971-1970	7.5 Liters 455 CID V8	24	34-PC1500T	Yes	1
1971	7.5 Liters 455 CID V8 AC or Rear Window Defogger, Optional	74	75-PC1230		
1971	7.5 Liters 455 CID V8 HD & Optional	74	75-PC1230		
1971-1969	6.6 Liters 400 CID V8	24	34-PC1500T	Yes	1
1971	6.6 Liters 400 CID V8 HD & Optional	74	75-PC1230		
1970	7.5 Liters 455 CID V8 Optional	74	75-PC1230		
1970	6.6 Liters 400 CID V8 Optional	24	34-PC1500T	Yes	1
1970	5.7 Liters 350 CID V8	24	34-PC1500T	Yes	1
1970	5.7 Liters 350 CID V8 Optional	24	34-PC1500T	Yes	1
1969-1967	7.0 Liters 428 CID V8	24	34-PC1500T	Yes	1
1969	7.0 Liters 428 CID V8 Optional	24T	34-PC1500T	Yes	1
1969	6.6 Liters 400 CID V8 Optional	24T	34-PC1500T	Yes	1
1968	7.0 Liters 428 CID V8 Optional	24	34-PC1500T	Yes	1
1968	6.6 Liters 400 CID V8 Optional	24	34-PC1500T	Yes	1
1968	6.6 Liters 400 CID V8 w/High Comp	24	34-PC1500T	Yes	1
1967	7.0 Liters 428 CID V8 Optional	27	34-PC1500T	Yes	1
1967	6.6 Liters 400 CID V8	24	34-PC1500T	Yes	1
1966-1963	6.9 Liters 421 CID V8	24	34-PC1500T	Yes	1
1966-1959	6.4 Liters 389 CID V8	24	34-PC1500T	Yes	1
1966-1959	6.4 Liters 389 CID V8 Optional	27	34-PC1500T	Yes	1
1965-1963	6.9 Liters 421 CID V8 Optional	27	34-PC1500T	Yes	1
1958	6.1 Liters 370 CID V8	24	34-PC1500T	Yes	1
1958	6.1 Liters 370 CID V8 Optional	27	34-PC1500T	Yes	1
1957	5.7 Liters 347 CID V8	24	34-PC1500T	Yes	1
1957	5.7 Liters 347 CID V8 Optional	27	34-PC1500T	Yes	1
<b>Pontiac Catalina</b>					
1981	5.7 Liters 350 CID V8 Diesel	73	PC1200LMJT		4
1981-1980	5.7 Liters 350 CID V8 Diesel & Optional	74	75-PC1230		
1981	5.0 Liters 307 CID V8	71	PC1200LMJT		4
1981	5.0 Liters 307 CID V8 Optional	73	PC1200LMJT		4
1981-1980	5.0 Liters 305 CID V8	71	PC1200LMJT		4
1981	4.4 Liters 267 CID V8	70	PC1200LMJT		4
1981	4.4 Liters 267 CID V8 Optional	73	PC1200LMJT		4
1981	4.3 Liters 265 CID V8	70	PC1200LMJT		4
1981	4.3 Liters 265 CID V8 Optional	73	PC1200LMJT		4
1981	3.8 Liters 231 CID V6	70	PC1200LMJT		4

1. Installation requires optional height adapter. Additional cable may be required.
2. Installation requires battery to be placed on its side to dimensionally fit. Vehicle battery restraint(s) may require modification.
3. Installation requires reverse mounting orientation for correct terminal polarity
4. Vehicle battery restraint(s) may require modification.
5. Installation requires additional interbattery cables for parallel connections.
6. If vehicle as Intelligent Key option, then use 34R-PC1500T with the optional height adapter. Additional cable may be required.
7. If vehicle as Intelligent key option, then use 35-PC1400T

Year, Make & Model	Engine, Liter & Options	BCI Group Size	ODYSSEY® Battery Model	Height Adapter	Notes
<b>Pontiac Catalina (ctd)</b>					
1980-1977	5.7 Liters 350 CID V8	71	PC1200LMJT		4
1980	5.7 Liters 350 CID V8 Diesel	74	75-PC1230		
1980-1976	5.7 Liters 350 CID V8 Optional	74	75-PC1230		
1980-1977	4.9 Liters 301 CID V8	71	PC1200LMJT		4
1980-1977	4.9 Liters 301 CID V8 Optional	74	75-PC1230		
1980	4.4 Liters 267 CID V8	71	PC1200LMJT		4
1980	4.4 Liters 267 CID V8 Optional	74	75-PC1230		
1980	4.3 Liters 265 CID V8	71	PC1200LMJT		4
1980	4.3 Liters 265 CID V8 Optional	74	75-PC1230		
1980-1977	3.8 Liters 231 CID V6	71	PC1200LMJT		4
1980	3.8 Liters 229 CID V6	71	PC1200LMJT		4
1980	3.8 Liters 229 CID V6 Optional	74	75-PC1230		
1979	6.6 Liters 403 CID V8	71	PC1200LMJT		4
1979-1977	6.6 Liters 403 CID V8 Optional	74	75-PC1230		
1979-1977	4.1 Liters 250 CID L6	74	75-PC1230		
1978	6.6 Liters 403 CID V8	73	PC1200LMJT		4
1978-1977	6.6 Liters 400 CID V8	71	PC1200LMJT		4
1978-1972	6.6 Liters 400 CID V8 Optional	74	75-PC1230		
1977	6.6 Liters 403 CID V8	71	PC1200LMJT		4
1977	3.8 Liters 231 CID V6 Optional	74	75-PC1230		
1976-1975	7.5 Liters 455 CID V8	74	75-PC1230		
1976-1975	7.5 Liters 455 CID V8 Optional	74	75-PC1230		
1976-1974	6.6 Liters 400 CID V8	72	PC1200LMJT		4
1976	5.7 Liters 350 CID V8	72	PC1200LMJT		4
1974	7.5 Liters 455 CID V8 ex. Superduty	74	75-PC1230		
1974	7.5 Liters 455 CID V8 Superduty & Optional	74	75-PC1230		
1973-1972	7.5 Liters 455 CID V8	74	75-PC1230		
1973-1972	7.5 Liters 455 CID V8 Optional	74	75-PC1230		
1973-1972	6.6 Liters 400 CID V8	74	75-PC1230		
1973-1972	5.7 Liters 350 CID V8	74	75-PC1230		
1973-1972	5.7 Liters 350 CID V8 Optional	74	75-PC1230		
1971-1970	7.5 Liters 455 CID V8	24	34-PC1500T	Yes	1
1971	7.5 Liters 455 CID V8 AC or Rear Window Defogger, Optional	74	75-PC1230		
1971	7.5 Liters 455 CID V8 HD & Optional	74	75-PC1230		
1971-1967	6.6 Liters 400 CID V8	24	34-PC1500T	Yes	1
1971	6.6 Liters 400 CID V8 HD & Optional	74	75-PC1230		
1971-1970	5.7 Liters 350 CID V8	24	34-PC1500T	Yes	1
1971	5.7 Liters 350 CID V8 AC or Rear Window Defogger, Optional	24	34-PC1500T	Yes	1
1971	5.7 Liters 350 CID V8 HD & Optional	74	75-PC1230		
1970	7.5 Liters 455 CID V8 Optional	74	75-PC1230		
1970	6.6 Liters 400 CID V8 Optional	24	34-PC1500T	Yes	1
1970	5.7 Liters 350 CID V8 Optional	24	34-PC1500T	Yes	1
1969-1967	7.0 Liters 428 CID V8	24	34-PC1500T	Yes	1
1969	7.0 Liters 428 CID V8 Optional	24T	34-PC1500T	Yes	1
1969	6.6 Liters 400 CID V8 Optional	24T	34-PC1500T	Yes	1
1968	7.0 Liters 428 CID V8 Optional	24	34-PC1500T	Yes	1
1968	6.6 Liters 400 CID V8 Optional	24	34-PC1500T	Yes	1

Year, Make & Model	Engine, Liter & Options	BCI Group Size	ODYSSEY® Battery Model	Height Adapter	Notes
<b>Pontiac Catalina (ctd)</b>					
1968	6.6 Liters 400 CID V8 w/High Comp	24	34-PC1500T	Yes	1
1968	6.6 Liters 400 CID V8 w/Low Comp	24	34-PC1500T	Yes	1
1967	7.0 Liters 428 CID V8 Optional	27	34-PC1500T	Yes	1
1966-1963	6.9 Liters 421 CID V8	24	34-PC1500T	Yes	1
1966-1963	6.9 Liters 421 CID V8 Optional	27	34-PC1500T	Yes	1
1966-1959	6.4 Liters 389 CID V8	24	34-PC1500T	Yes	1
1966-1959	6.4 Liters 389 CID V8 Optional	27	34-PC1500T	Yes	1
1958	6.1 Liters 370 CID V8	24	34-PC1500T	Yes	1
1958	6.1 Liters 370 CID V8 Optional	27	34-PC1500T	Yes	1
1957	5.7 Liters 347 CID V8	24	34-PC1500T	Yes	1
1957	5.7 Liters 347 CID V8 Optional	27	34-PC1500T	Yes	1
1956	5.2 Liters 316 CID V8	24	34-PC1500T	Yes	1
1956	5.2 Liters 316 CID V8 Optional	27	34-PC1500T	Yes	1
1955	4.7 Liters 287 CID V8	24	34-PC1500T	Yes	1
1955	4.7 Liters 287 CID V8 Optional	27	34-PC1500T	Yes	1
1954-1950	4.4 Liters 268 CID L8	2E	N/A		
1954-1950	3.9 Liters 239 CID L6	2E	N/A		
<b>Pontiac Chieftain</b>					
1958	6.1 Liters 370 CID V8	24	34-PC1500T	Yes	1
1958	6.1 Liters 370 CID V8 Optional	27	34-PC1500T	Yes	1
1957	5.7 Liters 347 CID V8	24	34-PC1500T	Yes	1
1957	5.7 Liters 347 CID V8 Optional	27	34-PC1500T	Yes	1
1956	5.2 Liters 316 CID V8	24	34-PC1500T	Yes	1
1956	5.2 Liters 316 CID V8 Optional	27	34-PC1500T	Yes	1
1955	4.7 Liters 287 CID V8	24	34-PC1500T	Yes	1
1955	4.7 Liters 287 CID V8 Optional	27	34-PC1500T	Yes	1
1954-1950	4.4 Liters 268 CID L8	2E	N/A		
1954-1949	3.9 Liters 239 CID L6	2E	N/A		
1949	4.1 Liters 249 CID L8	2E	N/A		
<b>Pontiac Executive</b>					
1970	7.5 Liters 455 CID V8	24	34-PC1500T	Yes	1
1970	7.5 Liters 455 CID V8 Optional	27	34-PC1500T	Yes	1
1970-1967	6.6 Liters 400 CID V8	24	34-PC1500T	Yes	1
1970-1967	6.6 Liters 400 CID V8 Optional	27	34-PC1500T	Yes	1
1970	5.7 Liters 350 CID V8	24	34-PC1500T	Yes	1
1970	5.7 Liters 350 CID V8 Optional	27	34-PC1500T	Yes	1
1969-1967	7.0 Liters 428 CID V8	24	34-PC1500T	Yes	1
1969-1967	7.0 Liters 428 CID V8 Optional	27	34-PC1500T	Yes	1
<b>Pontiac Fiero</b>					
1988-1985	2.8 Liters 173 CID V6	75	75-PC1230		
1988-1985	2.8 Liters 173 CID V6 Optional	75	75-PC1230		
1988-1985	2.5 Liters 2474 CC 151 CID L4	75	75-PC1230		
1984	2.5 Liters 2474 CC 151 CID L4	70	PC1200LMJT		4
1984	2.5 Liters 2474 CC 151 CID L4 Optional	75	75-PC1230		
<b>Pontiac Firebird</b>					
2002-1987	5.7 Liters 350 CID V8	75	75-PC1230		
2002-1995	3.8 Liters 231 CID V6	75	75-PC1230		
1995-1993	3.4 Liters 207 CID V6	75	75-PC1230		
1992-1990	5.0 Liters 305 CID V8 AT	75	75-PC1230		
1992-1990	5.0 Liters 305 CID V8 MT	75	75-PC1230		
1992-1990	3.1 Liters 189 CID V6	75	75-PC1230		
1989-1988	5.0 Liters 305 CID V8 ex. 110 amp gen.	70	PC1200LMJT		4

1. Installation requires optional height adapter. Additional cable may be required.
2. Installation requires battery to be placed on its side to dimensionally fit. Vehicle battery restraint(s) may require modification.
3. Installation requires reverse mounting orientation for correct terminal polarity
4. Vehicle battery restraint(s) may require modification.
5. Installation requires additional interbattery cables for parallel connections.
6. If vehicle as Intelligent Key option, then use 34R-PC1500T with the optional height adapter. Additional cable may be required.
7. If vehicle as Intelligent key option, then use 35-PC1400T

Year, Make & Model	Engine, Liter & Options	BCI Group Size	ODYSSEY® Battery Model	Height Adapter	Notes
<b>Pontiac Firebird (ctd)</b>					
1989-1988	5.0 Liters 305 CID V8 Optional	75	75-PC1230		
1989-1988	5.0 Liters 305 CID V8 w/110 amp gen.	75	75-PC1230		
1989	3.8 Liters 231 CID V6	75	75-PC1230		
1989-1987	2.8 Liters 173 CID V6	75	75-PC1230		
1989-1983	2.8 Liters 173 CID V6 Optional	75	75-PC1230		
1987	5.0 Liters 305 CID V8 H.O.	70	PC1200LMJT		4
1987	5.0 Liters 305 CID V8 AT & Optional	75	75-PC1230		
1987	5.0 Liters 305 CID V8 MT ex. H.O.	75	75-PC1230		
1986-1985	5.0 Liters 305 CID V8	70	PC1200LMJT		4
1986-1983	5.0 Liters 305 CID V8 Optional	75	75-PC1230		
1986-1982	2.8 Liters 173 CID V6	70	PC1200LMJT		4
1986-1985	2.5 Liters 2474 CC 151 CID L4	75	75-PC1230		
1985-1983	2.5 Liters 2474 CC 151 CID L4 Optional	75	75-PC1230		
1984	5.0 Liters 305 CID V8	75	75-PC1230		
1984-1982	2.5 Liters 2474 CC 151 CID L4	70	PC1200LMJT		4
1983-1981	5.0 Liters 305 CID V8	70	PC1200LMJT		4
1982	5.0 Liters 305 CID V8 Optional	73	PC1200LMJT		4
1982	2.8 Liters 173 CID V6 Optional	73	PC1200LMJT		4
1982	2.5 Liters 2474 CC 151 CID L4 Optional	73	PC1200LMJT		4
1981	4.9 Liters 301 CID V8	70	PC1200LMJT		4
1981	4.9 Liters 301 CID V8 Optional	73	PC1200LMJT		4
1981	4.4 Liters 267 CID V8	70	PC1200LMJT		4
1981	4.4 Liters 267 CID V8 Optional	73	PC1200LMJT		4
1981	4.3 Liters 265 CID V8	70	PC1200LMJT		4
1981	4.3 Liters 265 CID V8 Optional	73	PC1200LMJT		4
1981	3.8 Liters 231 CID V6	70	PC1200LMJT		4
1980-1978	5.0 Liters 305 CID V8	71	PC1200LMJT		4
1980-1977	5.0 Liters 305 CID V8 Optional	74	75-PC1230		
1980-1979	4.9 Liters 301 CID V8	71	PC1200LMJT		4
1980-1979	4.9 Liters 301 CID V8 Optional	74	75-PC1230		
1980	4.3 Liters 265 CID V8	71	PC1200LMJT		4
1980	4.3 Liters 265 CID V8 Optional	74	75-PC1230		
1980-1978	3.8 Liters 231 CID V6	71	PC1200LMJT		4
1980	3.8 Liters 231 CID V6 Optional	74	75-PC1230		
1979	6.6 Liters 400 CID V8	73	PC1200LMJT		4
1979-1978	6.6 Liters 403 CID V8	73	PC1200LMJT		4
1979-1977	6.6 Liters 403 CID V8 Optional	74	75-PC1230		
1979-1972	6.6 Liters 400 CID V8 Optional	74	75-PC1230		
1979-1978	5.7 Liters 350 CID V8	71	PC1200LMJT		4
1979-1972	5.7 Liters 350 CID V8 Optional	74	75-PC1230		
1979	4.9 Liters 301 CID V8	75	75-PC1230		
1978	6.6 Liters 400 CID V8	71	PC1200LMJT		4
1977-1976	6.6 Liters 400 CID V8	72	PC1200LMJT		4
1977	6.6 Liters 403 CID V8	74	75-PC1230		
1977-1976	5.7 Liters 350 CID V8	72	PC1200LMJT		4
1977	5.0 Liters 305 CID V8	72	PC1200LMJT		4
1977	4.9 Liters 301 CID V8	72	PC1200LMJT		4
1977	4.9 Liters 301 CID V8 Optional	74	75-PC1230		
1977	3.8 Liters 231 CID V6	72	PC1200LMJT		4
1977	3.8 Liters 231 CID V6 Optional	74	75-PC1230		

Year, Make & Model	Engine, Liter & Options	BCI Group Size	ODYSSEY® Battery Model	Height Adapter	Notes
<b>Pontiac Firebird (ctd)</b>					
1976-1975	7.5 Liters 455 CID V8	74	75-PC1230		
1976-1975	7.5 Liters 455 CID V8 Optional	74	75-PC1230		
1976-1973	4.1 Liters 250 CID L6	72	PC1200LMJT		4
1976	4.1 Liters 250 CID L6 Optional	74	75-PC1230		
1975-1972	6.6 Liters 400 CID V8	74	75-PC1230		
1975-1972	5.7 Liters 350 CID V8	74	75-PC1230		
1975	4.1 Liters 250 CID L6 Optional	72	PC1200LMJT		4
1974	7.5 Liters 455 CID V8 ex. Superduty	74	75-PC1230		
1974	7.5 Liters 455 CID V8 Superduty & Optional	74	75-PC1230		
1974-1973	4.1 Liters 250 CID L6 Optional	74	75-PC1230		
1973-1972	7.5 Liters 455 CID V8	74	75-PC1230		
1973-1972	7.5 Liters 455 CID V8 Optional	74	75-PC1230		
1972-1970	4.1 Liters 250 CID L6 Optional	24	34-PC1500T	Yes	1
1972-1968	4.1 Liters 250 CID L6	22F	PC1200LMJT		4
1971	7.5 Liters 455 CID V8	24	34-PC1500T	Yes	1
1971	7.5 Liters 455 CID V8 AC or Rear Window Defogger, Optional	74	75-PC1230		
1971	7.5 Liters 455 CID V8 HD & Optional	74	75-PC1230		
1971-1969	6.6 Liters 400 CID V8	24	34-PC1500T	Yes	1
1971	6.6 Liters 400 CID V8 HD & Optional	24	34-PC1500T	Yes	1
1971-1969	5.7 Liters 350 CID V8	24	34-PC1500T	Yes	1
1971	5.7 Liters 350 CID V8 AC or Rear Window Defogger, Optional	24	34-PC1500T	Yes	1
1971	5.7 Liters 350 CID V8 HD & Optional	24	34-PC1500T	Yes	1
1970	6.6 Liters 400 CID V8 Optional	24	34-PC1500T	Yes	1
1970-1969	5.7 Liters 350 CID V8 Optional	24	34-PC1500T	Yes	1
1969	6.6 Liters 400 CID V8 Optional	24T	34-PC1500T	Yes	1
1969	4.1 Liters 250 CID L6 AC or Optional	24	34-PC1500T	Yes	1
1968	6.6 Liters 400 CID V8 AC w/High Comp	24	34-PC1500T	Yes	1
1968	6.6 Liters 400 CID V8 Low Comp	24	34-PC1500T	Yes	1
1968	5.7 Liters 350 CID V8 AC w/High Comp	24	34-PC1500T	Yes	1
1968	5.7 Liters 350 CID V8 Low Comp	24	34-PC1500T	Yes	1
1967	6.6 Liters 400 CID V8	24	34-PC1500T	Yes	1
1967	5.3 Liters 326 CID V8	24	34-PC1500T	Yes	1
1967	3.8 Liters 230 CID L6	24	34-PC1500T	Yes	1
<b>Pontiac Firefly</b>					
1999-1995	1.3 Liters 1295 CC 79 CID L4	26R	PC1200LMJT		4
1999-1995	1.0 Liters 993 CC 61 CID L3	26R	PC1200LMJT		4
1994	1.8 Liters 112 CID L4	26	PC1200LMJT		4
1994	1.0 Liters 993 CC 61 CID L3	26	PC1200LMJT		4
1991-1990	1.0 Liters 993 CC 61 CID L3	26	PC1200LMJT		4
1989-1985	1.0 Liters 993 CC 61 CID L3	45	PC925LMJT		2

1. Installation requires optional height adapter. Additional cable may be required.
2. Installation requires battery to be placed on its side to dimensionally fit. Vehicle battery restraint(s) may require modification.
3. Installation requires reverse mounting orientation for correct terminal polarity
4. Vehicle battery restraint(s) may require modification.
5. Installation requires additional interbattery cables for parallel connections.
6. If vehicle as Intelligent Key option, then use 34R-PC1500T with the optional height adapter. Additional cable may be required.
7. If vehicle as Intelligent key option, then use 35-PC1400T



Year, Make & Model	Engine, Liter & Options	BCI Group Size	ODYSSEY® Battery Model	Height Adapter	Notes
<b>Pontiac G3</b>					
2009	1.6 Liters 1598 CC 98 CID L4	86	75/86-PC1230DT		
<b>Pontiac G5</b>					
2009-2007	2.2 Liters 2198 CC 134 CID L4	90	PC1200MJT		4
2008	2.4 Liters 145 CID L4	90	PC1200MJT		4
2007	2.4 Liters 2384 CC 145 CID L4	90	PC1200MJT		4
<b>Pontiac G6</b>					
2009-2008	3.9 Liters 3880 CC 237 CID V6	90	PC1200MJT		4
2009-2008	3.6 Liters 217 CID V6	90	PC1200MJT		4
2009-2008	3.5 Liters 3490 CC 213 CID V6	90	PC1200MJT		4
2009-2008	2.4 Liters 2384 CC 145 CID L4	90	PC1200MJT		4
2007	3.6 Liters 217 CID V6	75	PC1200MJT		4
2007-2006	3.5 Liters 214 CID V6	75	75-PC1230		
2007-2006	2.4 Liters 2384 CC 145 CID L4	75	75-PC1230		
2006	3.9 Liters 3880 CC 237 CID V6	75	75-PC1230		
2005	3.5 Liters 211 CID V6	75	75-PC1230		
<b>Pontiac G8</b>					
2009	6.2 Liters 376 CID V8	94R	PC1220		4
2009-2008	6.0 Liters 364 CID V8	94R	PC1220		4
2009-2008	3.6 Liters 217 CID V6	94R	PC1220		4
<b>Pontiac Grand Am</b>					
2005-2002	2.2 Liters 2198 CC 134 CID L4	75	75-PC1230		
2005-1999	3.4 Liters 207 CID V6	75	75-PC1230		
2001-1996	2.4 Liters 146 CID L4	75	75-PC1230		
1998-1994	3.1 Liters 189 CID V6	75	75-PC1230		
1995-1988	2.3 Liters 138 CID L4	75	75-PC1230		
1994-1989	2.3 Liters 140 CID L4	75	75-PC1230		
1993-1992	3.3 Liters 204 CID V6	75	75-PC1230		
1991-1985	2.5 Liters 2474 CC 151 CID L4	75	75-PC1230		
1989-1987	2.0 Liters 122 CID L4	75	75-PC1230		
1987-1985	3.0 Liters 181 CID V6	75	75-PC1230		
1986	3.0 Liters 181 CID V6 Optional	75	75-PC1230		
1980-1978	5.0 Liters 305 CID V8	71	PC1200LMJT		4
1980-1978	5.0 Liters 305 CID V8 Optional	74	75-PC1230		
1980-1978	4.9 Liters 301 CID V8	71	PC1200LMJT		4
1980-1978	4.9 Liters 301 CID V8 Optional	74	75-PC1230		
1979	3.8 Liters 231 CID V6	71	PC1200LMJT		4
1979	3.8 Liters 231 CID V6 Optional	74	75-PC1230		
1975	7.5 Liters 455 CID V8	74	75-PC1230		
1975	7.5 Liters 455 CID V8 Optional	74	75-PC1230		
1975	6.6 Liters 400 CID V8	72	PC1200LMJT		4
1975-1973	6.6 Liters 400 CID V8 Optional	74	75-PC1230		
1975	5.7 Liters 350 CID V8	72	PC1200LMJT		4
1975	5.7 Liters 350 CID V8 Optional	74	75-PC1230		
1974	7.5 Liters 455 CID V8 ex. Superduty	74	75-PC1230		
1974	7.5 Liters 455 CID V8 Superduty & Optional	74	75-PC1230		
1974-1973	6.6 Liters 400 CID V8	74	75-PC1230		
1973	7.5 Liters 455 CID V8	71	PC1200LMJT		4
1973	7.5 Liters 455 CID V8	74	75-PC1230		
1973	7.5 Liters 455 CID V8	74	75-PC1230		
	Optional ex. 455 Superduty				
1973	6.6 Liters 400 CID V8	71	PC1200LMJT		4
1973	6.6 Liters 400 CID V8	74	75-PC1230		
	Optional ex. 455 Superduty				

Year, Make & Model	Engine, Liter & Options	BCI Group Size	ODYSSEY® Battery Model	Height Adapter	Notes
<b>Pontiac Grand Am (ctd)</b>					
1973	5.7 Liters 350 CID V8	74	75-PC1230		
1973	5.7 Liters 350 CID V8 Optional	74	75-PC1230		
<b>Pontiac Grand LeMans</b>					
1983	5.7 Liters 350 CID V8 Diesel	78	78-PC1500		
1983	5.0 Liters 305 CID V8	70	PC1200LMJT		4
1983	5.0 Liters 305 CID V8 Optional	78	78-PC1500		
1983-1981	3.8 Liters 231 CID V6	70	PC1200LMJT		4
1983	3.8 Liters 231 CID V6 Optional	78	78-PC1500		
1982	5.7 Liters 350 CID V8 Diesel	76	78-PC1500		
1982-1981	5.0 Liters 305 CID V8 Optional	73	PC1200LMJT		4
1982	4.4 Liters 267 CID V8 Gas	70	PC1200LMJT		4
1982	4.4 Liters 267 CID V8 U.S.	70	PC1200LMJT		4
1982	4.4 Liters 267 CID V8 Canada	71	PC1200LMJT		4
1982	4.4 Liters 267 CID V8 Canada & Optional	73	PC1200LMJT		4
1982	4.4 Liters 267 CID V8 Gas & Optional	73	PC1200LMJT		4
1982	4.4 Liters 267 CID V8 U.S. & Optional	74	75-PC1230		
1982	4.1 Liters 252 CID V6 Gas	70	PC1200LMJT		4
1982	4.1 Liters 252 CID V6 Gas & Optional	73	PC1200LMJT		4
1982	3.8 Liters 231 CID V6 Optional	73	PC1200LMJT		4
1981-1978	5.0 Liters 305 CID V8	71	PC1200LMJT		4
1981-1979	4.9 Liters 301 CID V8	71	PC1200LMJT		4
1981	4.4 Liters 267 CID V8	70	PC1200LMJT		4
1981	4.4 Liters 267 CID V8 Optional	73	PC1200LMJT		4
1981	4.3 Liters 265 CID V8	70	PC1200LMJT		4
1981	4.3 Liters 265 CID V8 Optional	73	PC1200LMJT		4
1981	3.8 Liters 229 CID V6	70	PC1200LMJT		4
1981	3.8 Liters 229 CID V6 Canada & Optional	70	PC1200LMJT		4
1981	3.8 Liters 229 CID V6 HBL & AC	70	PC1200LMJT		4
1981	3.8 Liters 229 CID V6 U.S.	70	PC1200LMJT		4
1981	3.8 Liters 229 CID V6 Optional	73	PC1200LMJT		4
1980-1979	4.9 Liters 301 CID V8 Optional	74	75-PC1230		
1980-1979	4.4 Liters 267 CID V8	71	PC1200LMJT		4
1980-1979	4.4 Liters 267 CID V8 Optional	74	75-PC1230		
1980	4.3 Liters 265 CID V8	71	PC1200LMJT		4
1980	4.3 Liters 265 CID V8 Optional	74	75-PC1230		
1980	3.8 Liters 229 CID V6	71	PC1200LMJT		4
1980	3.8 Liters 229 CID V6 Optional	74	75-PC1230		
1980-1978	3.8 Liters 231 CID V6	71	PC1200LMJT		4
1980-1977	3.8 Liters 231 CID V6 Optional	74	75-PC1230		
1980-1976	5.0 Liters 305 CID V8 Optional	74	75-PC1230		
1979	3.8 Liters 231 CID V6 HBL & AC	71	PC1200LMJT		4
1979-1978	3.3 Liters 200 CID V6	71	PC1200LMJT		4
1979-1978	3.3 Liters 200 CID V6 Optional	74	75-PC1230		
1979-1977	5.7 Liters 350 CID V8	71	PC1200LMJT		4
1979-1975	5.7 Liters 350 CID V8 Optional	74	75-PC1230		
1977	6.6 Liters 403 CID V8	71	PC1200LMJT		4
1977	6.6 Liters 403 CID V8	74	75-PC1230		
1977	6.6 Liters 403 CID V8 Optional	74	75-PC1230		

1. Installation requires optional height adapter. Additional cable may be required.
2. Installation requires battery to be placed on its side to dimensionally fit. Vehicle battery restraint(s) may require modification.
3. Installation requires reverse mounting orientation for correct terminal polarity
4. Vehicle battery restraint(s) may require modification.
5. Installation requires additional interbattery cables for parallel connections.
6. If vehicle as Intelligent Key option, then use 34R-PC1500T with the optional height adapter. Additional cable may be required.
7. If vehicle as Intelligent key option, then use 35-PC1400T

Year, Make & Model	Engine, Liter & Options	BCI Group Size	ODYSSEY® Battery Model	Height Adapter	Notes
<b>Pontiac Grand LeMans (ctd)</b>					
1977	6.6 Liters 400 CID V8	71	PC1200LMJT		4
1977-1975	6.6 Liters 400 CID V8	72	PC1200LMJT		4
1977-1975	6.6 Liters 400 CID V8 Optional	74	75-PC1230		
1977-1975	5.7 Liters 350 CID V8	72	PC1200LMJT		4
1977-1976	5.0 Liters 305 CID V8	72	PC1200LMJT		4
1977	4.9 Liters 301 CID V8	71	PC1200LMJT		4
1977	4.9 Liters 301 CID V8	72	PC1200LMJT		4
1977	4.9 Liters 301 CID V8 Optional	74	75-PC1230		
1977	4.1 Liters 250 CID L6	71	PC1200LMJT		4
1977-1976	4.1 Liters 250 CID L6 Optional	74	75-PC1230		
1977	3.8 Liters 231 CID V6	72	PC1200LMJT		4
1976-1975	7.5 Liters 455 CID V8	74	75-PC1230		
1976-1975	7.5 Liters 455 CID V8 Optional	74	75-PC1230		
1976	4.3 Liters 260 CID V8	72	PC1200LMJT		4
1976	4.3 Liters 260 CID V8 Optional	74	75-PC1230		
1976-1975	4.1 Liters 250 CID L6	72	PC1200LMJT		4
1975	4.1 Liters 250 CID L6 Optional	72	PC1200LMJT		4
<b>Pontiac Grand Prix</b>					
2008-2006	5.3 Liters 5328 CC 325 CID V8	85	PC1200MJT		4
2008-2004	3.8 Liters 231 CID V6	34	34-PC1500T		
2005	5.3 Liters 5328 CC 325 CID V8	34	34-PC1500T		
2005-2004	3.8 Liters 231 CID V6 Supercharged	34	34-PC1500T		
2003-1997	3.8 Liters 231 CID V6	78	78-PC1500		
2003-1997	3.8 Liters 231 CID V6 Supercharged	78	75-PC1230		
2003-1996	3.1 Liters 189 CID V6	78	78-PC1500		
1996	3.4 Liters 207 CID V6	78	78-PC1500		
1995	3.4 Liters 207 CID V6 Early	75	75-PC1230		
1995	3.4 Liters 207 CID V6 Late	78	78-PC1500		
1995	3.1 Liters 189 CID V6 Early	75	75-PC1230		
1995	3.1 Liters 189 CID V6 Late	78	78-PC1500		
1994-1991	3.4 Liters 207 CID V6	75	75-PC1230		
1994-1989	3.1 Liters 189 CID V6	75	75-PC1230		
1991-1990	2.3 Liters 138 CID L4	75	75-PC1230		
1989-1988	2.8 Liters 173 CID V6	75	75-PC1230		
1988	2.8 Liters 173 CID V6 Optional	75	75-PC1230		
1987-1986	5.0 Liters 305 CID V8	70	PC1200LMJT		4
1987-1986	5.0 Liters 305 CID V8 Optional	75	75-PC1230		
1987-1986	4.3 Liters 262 CID V6	75	75-PC1230		
1987-1986	3.8 Liters 231 CID V6	75	75-PC1230		
1986	4.3 Liters 262 CID V6 Gas	75	75-PC1230		
1986	3.8 Liters 231 CID V6 Optional	75	75-PC1230		
1985-1984	5.0 Liters 305 CID V8	75	75-PC1230		
1985-1983	5.0 Liters 305 CID V8 Optional	78	78-PC1500		
1985-1983	3.8 Liters 231 CID V6 Optional	78	78-PC1500		
1985-1981	3.8 Liters 231 CID V6	70	PC1200LMJT		4
1984	5.7 Liters 350 CID V8 Diesel	70	PC1200LMJT		4
1984	5.7 Liters 350 CID V8 Diesel & Optional	75	75-PC1230		
1984	5.7 Liters 350 CID V8 Diesel & Optional	78	78-PC1500		
1983	5.7 Liters 350 CID V8 Diesel	78	78-PC1500		
1983	5.0 Liters 305 CID V8	70	PC1200LMJT		4
1982-1981	5.7 Liters 350 CID V8 Diesel	73	PC1200LMJT		4

Year, Make & Model	Engine, Liter & Options	BCI Group Size	ODYSSEY® Battery Model	Height Adapter	Notes
<b>Pontiac Grand Prix (ctd)</b>					
1982-1981	5.7 Liters 350 CID V8 Diesel & Optional	74	75-PC1230		
1982	4.4 Liters 267 CID V8 U.S.	70	PC1200LMJT		4
1982	4.4 Liters 267 CID V8 Canada	71	PC1200LMJT		4
1982	4.4 Liters 267 CID V8 Canada & Optional	73	PC1200LMJT		4
1982	4.4 Liters 267 CID V8 U.S. & Optional	74	75-PC1230		
1982	4.1 Liters 252 CID V6	70	PC1200LMJT		4
1982	4.1 Liters 252 CID V6 Canada	70	PC1200LMJT		4
1982	4.1 Liters 252 CID V6 Optional	73	PC1200LMJT		4
1982	3.8 Liters 231 CID V6 Canada	70	PC1200LMJT		4
1982	3.8 Liters 231 CID V6 Optional	73	PC1200LMJT		4
1981	4.4 Liters 267 CID V8	70	PC1200LMJT		4
1981	4.4 Liters 267 CID V8 Optional	73	PC1200LMJT		4
1981	4.3 Liters 265 CID V8	70	PC1200LMJT		4
1981	4.3 Liters 265 CID V8 Optional	73	PC1200LMJT		4
1980-1978	5.0 Liters 305 CID V8	71	PC1200LMJT		4
1980-1978	5.0 Liters 305 CID V8 Optional	74	75-PC1230		
1980-1978	4.9 Liters 301 CID V8	71	PC1200LMJT		4
1980-1977	4.9 Liters 301 CID V8 Optional	74	75-PC1230		
1980	4.3 Liters 265 CID V8	71	PC1200LMJT		4
1980	4.3 Liters 265 CID V8 Optional	74	75-PC1230		
1980-1978	3.8 Liters 231 CID V6	71	PC1200LMJT		4
1980	3.8 Liters 231 CID V6 Optional	74	75-PC1230		
1979	3.8 Liters 231 CID V6 HBL & AC	71	75-PC1230		
1977	6.6 Liters 403 CID V8	74	75-PC1230		
1977	6.6 Liters 403 CID V8 Optional	74	75-PC1230		
1977-1974	6.6 Liters 400 CID V8	72	PC1200LMJT		4
1977-1972	6.6 Liters 400 CID V8 Optional	74	75-PC1230		
1977-1976	5.7 Liters 350 CID V8	72	PC1200LMJT		4
1977-1976	5.7 Liters 350 CID V8 Optional	74	75-PC1230		
1977	4.9 Liters 301 CID V8	72	PC1200LMJT		4
1976-1975	7.5 Liters 455 CID V8	74	75-PC1230		
1976-1975	7.5 Liters 455 CID V8 Optional	74	75-PC1230		
1974	7.5 Liters 455 CID V8 ex. Superduty	74	75-PC1230		
1974	7.5 Liters 455 CID V8 Superduty & Optional	74	75-PC1230		
1973-1972	7.5 Liters 455 CID V8	74	75-PC1230		
1973-1972	7.5 Liters 455 CID V8 Optional	74	75-PC1230		
1973-1972	6.6 Liters 400 CID V8	74	75-PC1230		
1971-1970	7.5 Liters 455 CID V8	24	34-PC1500T	Yes	1
1971	7.5 Liters 455 CID V8 AC or Rear Window Defogger, Optional	74	75-PC1230		
1971	7.5 Liters 455 CID V8 HD & Optional	74	75-PC1230		
1971-1969	6.6 Liters 400 CID V8	24	34-PC1500T	Yes	1
1971	6.6 Liters 400 CID V8 HD & Optional	74	75-PC1230		
1970	7.5 Liters 455 CID V8 Optional	74	75-PC1230		
1970-1969	6.6 Liters 400 CID V8 Optional	24	34-PC1500T	Yes	1
1969-1967	7.0 Liters 428 CID V8	24	34-PC1500T	Yes	1
1969	7.0 Liters 428 CID V8 Optional	24T	34-PC1500T	Yes	1

1. Installation requires optional height adapter. Additional cable may be required.
2. Installation requires battery to be placed on its side to dimensionally fit. Vehicle battery restraint(s) may require modification.
3. Installation requires reverse mounting orientation for correct terminal polarity
4. Vehicle battery restraint(s) may require modification.
5. Installation requires additional interbattery cables for parallel connections.
6. If vehicle as Intelligent Key option, then use 34R-PC1500T with the optional height adapter. Additional cable may be required.
7. If vehicle as Intelligent key option, then use 35-PC1400T

Year, Make & Model	Engine, Liter & Options	BCI Group Size	ODYSSEY® Battery Model	Height Adapter	Notes
<b>Pontiac Grand Prix (ctd)</b>					
1968	7.0 Liters 428 CID V8 Optional	24	34-PC1500T	Yes	1
1968	6.6 Liters 400 CID V8 w/High Comp	24	34-PC1500T	Yes	1
1968	6.6 Liters 400 CID V8 w/Low Comp	24	34-PC1500T	Yes	1
1967	7.0 Liters 428 CID V8 Optional	27	78-PC1500		
1967	6.6 Liters 400 CID V8	24	34-PC1500T	Yes	1
1966-1963	6.9 Liters 421 CID V8	24	34-PC1500T	Yes	1
1966-1962	6.4 Liters 389 CID V8	24	34-PC1500T	Yes	1
1966-1962	6.4 Liters 389 CID V8 Optional	27	34-PC1500T	Yes	1
1965-1963	6.9 Liters 421 CID V8 Optional	27	34-PC1500T	Yes	1
<b>Pontiac Grand Safari</b>					
1978	6.6 Liters 403 CID V8	73	PC1200LMJT		4
1978-1977	6.6 Liters 403 CID V8 Optional	74	75-PC1230		
1978-1977	6.6 Liters 400 CID V8	71	PC1200LMJT		4
1978-1973	6.6 Liters 400 CID V8 Optional	74	75-PC1230		
1977	6.6 Liters 403 CID V8	71	PC1200LMJT		4
1977	5.7 Liters 350 CID V8	71	PC1200LMJT		4
1977	5.7 Liters 350 CID V8 Optional	74	75-PC1230		
1977	4.9 Liters 301 CID V8	71	PC1200LMJT		4
1977	4.9 Liters 301 CID V8 Optional	74	75-PC1230		
1976-1975	7.5 Liters 455 CID V8	74	75-PC1230		
1976-1975	7.5 Liters 455 CID V8 Optional	74	75-PC1230		
1976-1974	6.6 Liters 400 CID V8	72	PC1200LMJT		4
1974	7.5 Liters 455 CID V8	74	75-PC1230		
	ex. Superduty				
1974	7.5 Liters 455 CID V8 Superduty & Optional	74	75-PC1230		
1973-1972	7.5 Liters 455 CID V8	74	75-PC1230		
1973-1972	7.5 Liters 455 CID V8 Optional	74	75-PC1230		
1973	6.6 Liters 400 CID V8	74	75-PC1230		
1971	7.5 Liters 455 CID V8	24	34-PC1500T	Yes	1
1971	7.5 Liters 455 CID V8 AC or Rear Window Defogger, Optional	74	75-PC1230		
1971	7.5 Liters 455 CID V8 HD & Optional	74	75-PC1230		
1971	6.6 Liters 400 CID V8	24	34-PC1500T	Yes	1
1971	6.6 Liters 400 CID V8 HD & Optional	74	75-PC1230		
<b>Pontiac Grandville</b>					
1975	7.5 Liters 455 CID V8	74	75-PC1230		
1975	7.5 Liters 455 CID V8 Optional	74	75-PC1230		
1975	6.6 Liters 400 CID V8	72	PC1200LMJT		4
1975	6.6 Liters 400 CID V8 Optional	74	75-PC1230		
1974	7.5 Liters 455 CID V8 ex. Superduty	74	75-PC1230		
1974	7.5 Liters 455 CID V8 Superduty & Optional	74	75-PC1230		
1973-1972	7.5 Liters 455 CID V8	74	75-PC1230		
1973-1972	7.5 Liters 455 CID V8 Optional	74	75-PC1230		
1973	6.6 Liters 400 CID V8	74	75-PC1230		
1973	6.6 Liters 400 CID V8 Optional	74	75-PC1230		
1971	7.5 Liters 455 CID V8	24	34-PC1500T	Yes	1
1971	7.5 Liters 455 CID V8 AC or Rear Window Defogger, Optional	74	75-PC1230		

Year, Make & Model	Engine, Liter & Options	BCI Group Size	ODYSSEY® Battery Model	Height Adapter	Notes
<b>Pontiac Grandville (ctd)</b>					
1971	7.5 Liters 455 CID V8 HD & Optional	74	75-PC1230		
1971	6.6 Liters 400 CID V8	24	34-PC1500T	Yes	1
1971	6.6 Liters 400 CID V8 HD & Optional	74	75-PC1230		
<b>Pontiac GTO</b>					
2006-2005	6.0 Liters 364 CID V8	85	PC1200MJT		4
2004	5.7 Liters 350 CID V8	85	PC1200MJT		4
1973	7.5 Liters 455 CID V8	74	75-PC1230		
1973	6.6 Liters 400 CID V8	74	75-PC1230		
1972-1970	7.5 Liters 455 CID V8	24	34-PC1500T	Yes	1
1972	7.5 Liters 455 CID V8 Optional	74	75-PC1230		
1972-1969	6.6 Liters 400 CID V8	24	34-PC1500T	Yes	1
1972	6.6 Liters 400 CID V8 Optional	74	75-PC1230		
1971	7.5 Liters 455 CID V8 AC or Rear Window Defogger, Optional	74	75-PC1230		
1971	7.5 Liters 455 CID V8 HD & Optional	74	75-PC1230		
1971	6.6 Liters 400 CID V8 AC or Rear Window Defogger, Optional	74	75-PC1230		
1971	6.6 Liters 400 CID V8 HD & Optional	74	75-PC1230		
1970	7.5 Liters 455 CID V8 Optional	24	34-PC1500T	Yes	1
1970	6.6 Liters 400 CID V8 Optional	24	34-PC1500T	Yes	1
1970	5.7 Liters 350 CID V8	24	34-PC1500T	Yes	1
1970	5.7 Liters 350 CID V8 Optional	24	34-PC1500T	Yes	1
1969	6.6 Liters 400 CID V8 Optional	24T	34-PC1500T	Yes	1
1968	6.6 Liters 400 CID V8 AC w/High Comp	24	34-PC1500T	Yes	1
1968	6.6 Liters 400 CID V8 w/Low Comp	24	34-PC1500T	Yes	1
1967	6.6 Liters 400 CID V8	24	34-PC1500T	Yes	1
1966-1964	6.4 Liters 389 CID V8	24	34-PC1500T	Yes	1
1966-1964	6.4 Liters 389 CID V8 Optional	27	34-PC1500T	Yes	1
1966-1964	5.3 Liters 326 CID V8	24	34-PC1500T	Yes	1
1966-1964	5.3 Liters 326 CID V8 Optional	27	34-PC1500T	Yes	1
1964	3.5 Liters 215 CID L6	24	34-PC1500T	Yes	1
1964	3.5 Liters 215 CID L6 Optional	27	34-PC1500T	Yes	1
<b>Pontiac J2000</b>					
1984-1983	2.0 Liters 122 CID L4 U.S.	70	PC1200LMJT		4
1984-1983	2.0 Liters 122 CID L4	75	75-PC1230		
1984-1983	2.0 Liters 122 CID L4 Canada & Optional	75	75-PC1230		
1983-1982	1.8 Liters 112 CID L4 Optional	73	PC1200LMJT		4
1983	1.8 Liters 112 CID L4	75	75-PC1230		
1982	1.8 Liters 112 CID L4 U.S.	70	PC1200LMJT		4
1982	1.8 Liters 112 CID L4 Canada	75	75-PC1230		
<b>Pontiac J2000 Sunbird</b>					
1985	2.0 Liters 122 CID L4	70	PC1200LMJT		4
1985	2.0 Liters 122 CID L4 Optional	75	75-PC1230		
1985-1984	1.8 Liters 112 CID L4	75	75-PC1230		
1984	2.0 Liters 122 CID L4 U.S.	70	PC1200LMJT		4

1. Installation requires optional height adapter. Additional cable may be required.
2. Installation requires battery to be placed on its side to dimensionally fit. Vehicle battery restraint(s) may require modification.
3. Installation requires reverse mounting orientation for correct terminal polarity
4. Vehicle battery restraint(s) may require modification.
5. Installation requires additional interbattery cables for parallel connections.
6. If vehicle as Intelligent Key option, then use 34R-PC1500T with the optional height adapter. Additional cable may be required.
7. If vehicle as Intelligent key option, then use 35-PC1400T

Year, Make & Model	Engine, Liter & Options	BCI Group Size	ODYSSEY® Battery Model	Height Adapter	Notes
<b>Pontiac J2000 Sunbird (ctd)</b>					
1984	2.0 Liters 122 CID L4 Canada & Optional	75	75-PC1230		
1984	1.8 Liters 112 CID L4 Optional	73	PC1200LMJT		4
<b>Pontiac Laurentian</b>					
1981	5.7 Liters 350 CID V8 Diesel	73	PC1200LMJT		4
1981-1980	5.7 Liters 350 CID V8 Diesel & Optional	74	75-PC1230		
1981	5.0 Liters 307 CID V8	71	PC1200LMJT		4
1981	5.0 Liters 307 CID V8 Optional	73	PC1200LMJT		4
1981-1977	5.0 Liters 305 CID V8	71	PC1200LMJT		4
1981	5.0 Liters 305 CID V8 Optional	73	PC1200LMJT		4
1981	4.4 Liters 267 CID V8	70	PC1200LMJT		4
1981	4.4 Liters 267 CID V8 Optional	73	PC1200LMJT		4
1981	4.3 Liters 265 CID V8	70	PC1200LMJT		4
1981	4.3 Liters 265 CID V8 Optional	73	PC1200LMJT		4
1981	3.8 Liters 231 CID V6	70	PC1200LMJT		4
1980-1977	5.7 Liters 350 CID V8	71	PC1200LMJT		4
1980	5.7 Liters 350 CID V8 Diesel	74	75-PC1230		
1980-1976	5.7 Liters 350 CID V8 Optional	74	75-PC1230		
1980-1977	5.0 Liters 305 CID V8 Optional	74	75-PC1230		
1980	4.4 Liters 267 CID V8	71	PC1200LMJT		4
1980	4.4 Liters 267 CID V8 Optional	74	75-PC1230		
1980	3.8 Liters 229 CID V6	71	PC1200LMJT		4
1980	3.8 Liters 229 CID V6 Optional	74	75-PC1230		
1979-1977	4.1 Liters 250 CID L6	71	PC1200LMJT		4
1979-1977	4.1 Liters 250 CID L6 Optional	74	75-PC1230		
1976	7.5 Liters 455 CID V8 Blue	74	75-PC1230		
1976	7.5 Liters 455 CID V8 Optional	74	75-PC1230		
1976	6.6 Liters 400 CID V8 Orange or Blue	72	PC1200LMJT		4
1976	6.6 Liters 400 CID V8 Optional	74	75-PC1230		
1976	5.7 Liters 350 CID V8	72	PC1200LMJT		4
<b>Pontiac LeMans</b>					
1993-1988	1.6 Liters 1588 CC 98 CID L4	85	PC1200MJT		4
1990	2.0 Liters 122 CID L4 AT	85	PC1200MJT		4
1990	2.0 Liters 122 CID L4 MT	85	PC1200MJT		4
1989	2.0 Liters 122 CID L4	85	PC1200MJT		4
1989	2.0 Liters 122 CID L4	85	PC1200MJT	Yes	1
1981	5.0 Liters 305 CID V8	70	PC1200LMJT		4
1981-1979	4.9 Liters 301 CID V8	71	PC1200LMJT		4
1981	4.4 Liters 267 CID V8	70	PC1200LMJT		4
1981	4.4 Liters 267 CID V8 Optional	73	PC1200LMJT		4
1981	4.3 Liters 265 CID V8	70	PC1200LMJT		4
1981	4.3 Liters 265 CID V8 Optional	73	PC1200LMJT		4
1981	3.8 Liters 231 CID V6	70	PC1200LMJT		4
1981	3.8 Liters 229 CID V6 (229ci)	70	PC1200LMJT		4
1981	3.8 Liters 229 CID V6 HBL & AC	70	PC1200LMJT		4
1981	3.8 Liters 229 CID V6 Optional	73	PC1200LMJT		4
1980-1978	5.0 Liters 305 CID V8	71	PC1200LMJT		4
1980-1976	5.0 Liters 305 CID V8 Optional	74	75-PC1230		
1980-1979	4.9 Liters 301 CID V8 Optional	74	75-PC1230		
1980	4.4 Liters 267 CID V8	71	PC1200LMJT		4
1980	4.4 Liters 267 CID V8 Optional	74	75-PC1230		
1980	4.3 Liters 265 CID V8	71	PC1200LMJT		4

Year, Make & Model	Engine, Liter & Options	BCI Group Size	ODYSSEY® Battery Model	Height Adapter	Notes
<b>Pontiac LeMans (ctd)</b>					
1980	4.3 Liters 265 CID V8 Optional	74	75-PC1230		
1980-1978	3.8 Liters 231 CID V6	71	PC1200LMJT		4
1980-1977	3.8 Liters 231 CID V6 Optional	74	75-PC1230		
1980	3.8 Liters 229 CID V6	71	PC1200LMJT		4
1980	3.8 Liters 229 CID V6 Optional	74	75-PC1230		
1979-1978	5.7 Liters 350 CID V8	71	PC1200LMJT		4
1979-1973	5.7 Liters 350 CID V8 Optional	74	75-PC1230		
1979	4.4 Liters 267 CID V8	73	PC1200LMJT		4
1979	3.8 Liters 231 CID V6 HBL & AC	71	PC1200LMJT		4
1979-1978	3.3 Liters 200 CID V6	71	PC1200LMJT		4
1977	6.6 Liters 403 CID V8	74	75-PC1230		
1977	6.6 Liters 403 CID V8 Optional	74	75-PC1230		
1977-1975	6.6 Liters 400 CID V8	72	PC1200LMJT		4
1977-1973	6.6 Liters 400 CID V8 Optional	74	75-PC1230		
1977-1975	5.7 Liters 350 CID V8	72	PC1200LMJT		4
1977-1976	5.0 Liters 305 CID V8	72	PC1200LMJT		4
1977	4.9 Liters 301 CID V8	72	PC1200LMJT		4
1977	4.9 Liters 301 CID V8 Optional	74	75-PC1230		
1977	4.1 Liters 250 CID L6 Canada	72	PC1200LMJT		
1977	4.1 Liters 250 CID L6 Optional	75	75-PC1230		
1977	3.8 Liters 231 CID V6	72	PC1200LMJT		4
1976	7.5 Liters 455 CID V8	74	75-PC1230		
1976	7.5 Liters 455 CID V8 Optional	74	75-PC1230		
1976	4.3 Liters 260 CID V8	72	PC1200LMJT		4
1976	4.3 Liters 260 CID V8 Optional	74	75-PC1230		
1976	4.1 Liters 250 CID L6 Optional	74	75-PC1230		
1976-1973	4.1 Liters 250 CID L6 Canada	72	PC1200LMJT		4
1975	4.1 Liters 250 CID L6 Optional	72	PC1200LMJT		4
1974	7.5 Liters 455 CID V8	74	75-PC1230		
1974	7.5 Liters 455 CID V8 ex. Superduty				
1974	7.5 Liters 455 CID V8 Superduty & Optional	74	75-PC1230		
1974-1973	6.6 Liters 400 CID V8	74	75-PC1230		
1974-1969	5.7 Liters 350 CID V8	74	75-PC1230		
1974-1973	4.1 Liters 250 CID L6 Optional	74	75-PC1230		
1973	7.5 Liters 455 CID V8	71	PC1200LMJT		4
1973	7.5 Liters 455 CID V8	74	75-PC1230		
1973	7.5 Liters 455 CID V8 Optional ex. 455 Superduty				
1973	6.6 Liters 400 CID V8	71	PC1200LMJT		4
1973	6.6 Liters 400 CID V8 Optional ex. 455 Superduty	74	75-PC1230		
1972	7.5 Liters 455 CID V8	24	34-PC1500T	Yes	1
1972	7.5 Liters 455 CID V8 Optional	74	75-PC1230		
1972-1969	6.6 Liters 400 CID V8	24	34-PC1500T	Yes	1
1972	6.6 Liters 400 CID V8 Optional	24	34-PC1500T	Yes	1
1972	5.7 Liters 350 CID V8 AC	24	34-PC1500T		
1972	5.7 Liters 350 CID V8 Optional	24	34-PC1500T	Yes	1
1972-1968	4.1 Liters 250 CID L6	22F	PC1200MJT		4
1972-1970	4.1 Liters 250 CID L6 Optional	24	34-PC1500T	Yes	1
1971	7.5 Liters 455 CID V8	74	75-PC1230		4
1971	6.6 Liters 400 CID V8 AC or Rear Window Defogger, Optional	74	75-PC1230		

1. Installation requires optional height adapter. Additional cable may be required.
2. Installation requires battery to be placed on its side to dimensionally fit. Vehicle battery restraint(s) may require modification.
3. Installation requires reverse mounting orientation for correct terminal polarity
4. Vehicle battery restraint(s) may require modification.
5. Installation requires additional interbattery cables for parallel connections.
6. If vehicle as Intelligent Key option, then use 34R-PC1500T with the optional height adapter. Additional cable may be required.
7. If vehicle as Intelligent key option, then use 35-PC1400T



Year, Make & Model	Engine, Liter & Options	BCI Group Size	ODYSSEY® Battery Model	Height Adapter	Notes
<b>Pontiac LeMans (ctd)</b>					
1971	6.6 Liters 400 CID V8 HD & Optional	74	75-PC1230		
1971-1969	5.7 Liters 350 CID V8	24	34-PC1500T		4
1971	5.7 Liters 350 CID V8 AC or Rear Window Defogger, Optional	24	34-PC1500T	Yes	1
1971	5.7 Liters 350 CID V8 HD & Optional	24	34-PC1500T	Yes	1
1971	7.5 Liters 455 CID V8	74	75-PC1230		4
1970	7.5 Liters 455 CID V8 Optional	24	34-PC1500T	Yes	1
1970	6.6 Liters 400 CID V8 Optional	24	34-PC1500T	Yes	1
1970-1969	5.7 Liters 350 CID V8 Optional	24	34-PC1500T	Yes	1
1969	7.0 Liters 428 CID V8	24	34-PC1500T	Yes	1
1969	7.0 Liters 428 CID V8 Optional	24T	34-PC1500T	Yes	1
1969	6.6 Liters 400 CID V8 Optional	24T	34-PC1500T	Yes	1
1969	4.1 Liters 250 CID L6 AC or Optional	24	34-PC1500T	Yes	1
1968	7.0 Liters 428 CID V8 AC w/High Comp	24	34-PC1500T	Yes	1
1968	7.0 Liters 428 CID V8 w/Low Comp	24	34-PC1500T	Yes	1
1968	6.6 Liters 400 CID V8 AC w/High Comp	24	34-PC1500T	Yes	1
1968	6.6 Liters 400 CID V8 w/Low Comp	24	34-PC1500T	Yes	1
1968	5.7 Liters 350 CID V8 AC w/High Comp	24	34-PC1500T	Yes	1
1968	5.7 Liters 350 CID V8 w/Low Comp	24	34-PC1500T	Yes	1
1967-1966	3.8 Liters 230 CID L6	24	34-PC1500T	Yes	1
1967-1966	3.8 Liters 230 CID L6 Optional	27	34-PC1500T	Yes	1
1967-1963	5.3 Liters 326 CID V8	24	34-PC1500T	Yes	1
1967-1963	5.3 Liters 326 CID V8 Optional	27	34-PC1500T	Yes	1
1965-1964	6.4 Liters 389 CID V8	24	34-PC1500T	Yes	1
1965-1964	6.4 Liters 389 CID V8 Optional	27	34-PC1500T	Yes	1
1965-1964	3.5 Liters 215 CID L6	24	34-PC1500T	Yes	1
1965-1964	3.5 Liters 215 CID L6 Optional	27	34-PC1500T	Yes	1
<b>Pontiac Montana</b>					
2009-2008	3.9 Liters 3880 CC 237 CID V6	34	34-PC1500T		
2006	3.9 Liters 3880 CC 237 CID V6	34	34-PC1500T		
2006	3.5 Liters 213 CID V6	34	34-PC1500T		
2005	3.5 Liters 213 CID V6	78	78-PC1500		
2005-1999	3.4 Liters 207 CID V6	78	78-PC1500		
<b>Pontiac Optima</b>					
1991-1988	1.6 Liters 1606 CC 98 CID L4	85	PC1200MJT		4
1990	2.0 Liters 122 CID L4 AT	85	PC1200MJT		4
1990	2.0 Liters 122 CID L4 MT	85	PC1200MJT		4
1989-1988	2.0 Liters 122 CID L4	85	PC1200MJT		4
<b>Pontiac Parisienne</b>					
1986	5.0 Liters 307 CID V8 (307ci)	75	75-PC1230		
1986	5.0 Liters 307 CID V8 Optional	75	75-PC1230		
1986	5.0 Liters 305 CID V8 (305ci)	70	PC1200LMJT		4
1986-1985	4.3 Liters 262 CID V6	75	75-PC1230		
1985	5.7 Liters 350 CID V8	75	75-PC1230		
1985-1984	5.7 Liters 350 CID V8 Diesel	70	PC1200LMJT		4
1985	5.7 Liters 350 CID V8 Optional	75	75-PC1230		

Year, Make & Model	Engine, Liter & Options	BCI Group Size	ODYSSEY® Battery Model	Height Adapter	Notes
<b>Pontiac Parisienne (ctd)</b>					
1985-1984	5.7 Liters 350 CID V8 Diesel & Optional	78	78-PC1500		
1985-1984	5.0 Liters 305 CID V8	75	75-PC1230		
1985-1984	5.0 Liters 305 CID V8 Optional	75	75-PC1230		
1985-1984	3.8 Liters 231 CID V6	71	PC1200LMJT		4
1985-1984	3.8 Liters 231 CID V6 Optional	75	75-PC1230		
1984	5.7 Liters 350 CID V8 Diesel & Optional	75	75-PC1230		
1983	5.7 Liters 350 CID V8 Diesel	78	78-PC1500		
1983-1982	5.0 Liters 305 CID V8	70	PC1200LMJT		4
1983	5.0 Liters 305 CID V8 Optional	78	78-PC1500		
1983-1981	3.8 Liters 231 CID V6	70	PC1200LMJT		4
1983	3.8 Liters 229 CID V6	70	PC1200LMJT		4
1983	3.8 Liters 229 CID V6 Optional	78	78-PC1500		
1982-1981	5.7 Liters 350 CID V8 Diesel	73	PC1200LMJT		4
1982-1980	5.7 Liters 350 CID V8 Diesel & Optional	74	75-PC1230		
1982	5.0 Liters 305 CID V8 Optional	74	75-PC1230		
1982	4.4 Liters 267 CID V8 U.S.	70	PC1200LMJT		4
1982	4.4 Liters 267 CID V8 Canada	71	PC1200LMJT		4
1982	4.4 Liters 267 CID V8 Canada & Optional	73	PC1200LMJT		4
1982	4.4 Liters 267 CID V8 U.S. & Optional	74	75-PC1230		
1982	3.8 Liters 231 CID V6 Optional	73	PC1200LMJT		4
1981	5.0 Liters 307 CID V8	71	PC1200LMJT		4
1981	5.0 Liters 307 CID V8 Optional	73	PC1200LMJT		4
1981-1977	5.0 Liters 305 CID V8	71	PC1200LMJT		4
1981	5.0 Liters 305 CID V8 Optional	73	PC1200LMJT		4
1981	4.4 Liters 267 CID V8	70	PC1200LMJT		4
1981	4.4 Liters 267 CID V8 Optional	73	PC1200LMJT		4
1981	4.3 Liters 265 CID V8	70	PC1200LMJT		4
1981	4.3 Liters 265 CID V8 Optional	73	PC1200LMJT		4
1980-1977	5.7 Liters 350 CID V8	71	PC1200LMJT		4
1980	5.7 Liters 350 CID V8 Diesel	74	75-PC1230		
1980-1976	5.7 Liters 350 CID V8 Optional	74	75-PC1230		
1980-1977	5.0 Liters 305 CID V8 Optional	74	75-PC1230		
1980	4.4 Liters 267 CID V8	71	PC1200LMJT		4
1980	4.4 Liters 267 CID V8 Optional	74	75-PC1230		
1980	3.8 Liters 229 CID V6	71	PC1200LMJT		4
1980	3.8 Liters 229 CID V6 Optional	74	75-PC1230		
1979-1977	4.1 Liters 250 CID L6	71	PC1200LMJT		4
1979-1977	4.1 Liters 250 CID L6 Optional	74	75-PC1230		
1976	7.5 Liters 455 CID V8 Blue	74	75-PC1230		
1976	7.5 Liters 455 CID V8 Optional	74	75-PC1230		
1976	6.6 Liters 400 CID V8 Orange or Blue	72	PC1200LMJT		4
1976	6.6 Liters 400 CID V8 Optional	74	75-PC1230		
1976	5.7 Liters 350 CID V8	72	PC1200LMJT		4
<b>Pontiac Phoenix</b>					
1984-1983	2.8 Liters 173 CID V6	70	PC1200LMJT		4
1984-1983	2.8 Liters 173 CID V6 Optional	75	75-PC1230		
1984-1983	2.5 Liters 2474 CC 151 CID L4	70	PC1200LMJT		4
1984-1983	2.5 Liters 2474 CC 151 CID L4 Optional	75	75-PC1230		
1982	2.8 Liters 173 CID V6 U.S.	70	PC1200LMJT		4

1. Installation requires optional height adapter. Additional cable may be required.
2. Installation requires battery to be placed on its side to dimensionally fit. Vehicle battery restraint(s) may require modification.
3. Installation requires reverse mounting orientation for correct terminal polarity
4. Vehicle battery restraint(s) may require modification.
5. Installation requires additional interbattery cables for parallel connections.
6. If vehicle as Intelligent Key option, then use 34R-PC1500T with the optional height adapter. Additional cable may be required.
7. If vehicle as Intelligent key option, then use 35-PC1400T

Year, Make & Model	Engine, Liter & Options	BCI Group Size	ODYSSEY® Battery Model	Height Adapter	Notes
<b>Pontiac Phoenix (ctd)</b>					
1982-1981	2.8 Liters 173 CID V6 Optional	73	PC1200LMJT		4
1982	2.8 Liters 173 CID V6 Canada	75	75-PC1230		
1982	2.5 Liters 2474 CC 151 CID L4 U.S.	70	PC1200LMJT		4
1982	2.5 Liters 2474 CC 151 CID L4 Optional	73	PC1200LMJT		4
1982	2.5 Liters 2474 CC 151 CID L4	75	75-PC1230		
1982	2.5 Liters 2474 CC 151 CID L4 Canada	75	75-PC1230		
1981	2.8 Liters 173 CID V6	70	PC1200LMJT		4
1981	2.5 Liters 2474 CC 151 CID L4	70	PC1200LMJT		4
1980	2.8 Liters 173 CID V6	71	PC1200LMJT		4
1980	2.8 Liters 173 CID V6 Optional	74	75-PC1230		
1980	2.5 Liters 2474 CC 151 CID L4	71	PC1200LMJT		4
1980	2.5 Liters 2474 CC 151 CID L4 Optional	74	75-PC1230		
1979-1978	5.7 Liters 350 CID V8	71	PC1200LMJT		4
1979-1977	5.7 Liters 350 CID V8 Optional	74	75-PC1230		
1979-1978	5.0 Liters 305 CID V8	71	PC1200LMJT		4
1979-1977	5.0 Liters 305 CID V8 Optional	74	75-PC1230		
1979-1978	3.8 Liters 231 CID V6	71	PC1200LMJT		4
1978	5.7 Liters 350 CID V8 Optional	3	N/A		
1978	2.5 Liters 2474 CC 151 CID L4	71	PC1200LMJT		4
1978	2.5 Liters 2474 CC 151 CID L4 Optional	73	PC1200LMJT		4
1977	5.7 Liters 350 CID V8	72	PC1200LMJT		4
1977	5.0 Liters 305 CID V8	72	PC1200LMJT		4
1977	3.8 Liters 231 CID V6	72	PC1200LMJT		4
1977	3.8 Liters 231 CID V6 Optional	74	75-PC1230		
1977	2.5 Liters 2474 CC 151 CID L4	72	PC1200LMJT		4
<b>Pontiac Pursuit</b>					
2005	2.2 Liters 2198 CC 134 CID L4	N/A	N/A		
<b>Pontiac Safari</b>					
1989-1987	5.0 Liters 307 CID V8	70	PC1200LMJT		4
1987	5.0 Liters 307 CID V8 Optional	75	75-PC1230		
1976	7.5 Liters 455 CID V8	74	75-PC1230		
1976	7.5 Liters 455 CID V8 Optional	74	75-PC1230		
1976	6.6 Liters 400 CID V8	72	PC1200LMJT		4
1976	6.6 Liters 400 CID V8 Optional	74	75-PC1230		
1970	6.6 Liters 400 CID V8	24	34-PC1500T	Yes	1
1970	6.6 Liters 400 CID V8 Optional	74	75-PC1230		
1970-1968	5.7 Liters 350 CID V8	24	34-PC1500T	Yes	1
1970	5.7 Liters 350 CID V8 Optional	74	75-PC1230		
1970	4.1 Liters 250 CID L6 Optional	24	34-PC1500T	Yes	1
1970	4.1 Liters 250 CID L6	22F	PC1200LMJT		4
1969-1968	4.1 Liters 250 CID L6	24	34-PC1500T	Yes	1
1968	6.6 Liters 400 CID V8	24	34-PC1500T	Yes	1
1968	6.6 Liters 400 CID V8 Optional	24T	34-PC1500T	Yes	1
1968	5.7 Liters 350 CID V8 Optional	24T	34-PC1500T	Yes	1
1968	4.1 Liters 250 CID L6 Optional	24T	34-PC1500T	Yes	1
1965-1963	6.9 Liters 421 CID V8	24	34-PC1500T	Yes	1
1965-1963	6.9 Liters 421 CID V8 Optional	27	34-PC1500T	Yes	1
1965-1961	6.4 Liters 389 CID V8	24	34-PC1500T	Yes	1
1965-1961	6.4 Liters 389 CID V8 Optional	27	34-PC1500T	Yes	1

Year, Make & Model	Engine, Liter & Options	BCI Group Size	ODYSSEY® Battery Model	Height Adapter	Notes
<b>Pontiac Solstice</b>					
2009-2007	2.0 Liters 1998 CC 122 CID L4	86	75/86-PC1230DT		
2009-2006	2.4 Liters 2384 CC 145 CID L4	86	75/86-PC1230DT		
<b>Pontiac Star Chief</b>					
1966-1963	6.9 Liters 421 CID V8	24	34-PC1500T	Yes	1
1966-1959	6.4 Liters 389 CID V8	24	34-PC1500T	Yes	1
1966-1959	6.4 Liters 389 CID V8 Optional	27	34-PC1500T	Yes	1
1965-1963	6.9 Liters 421 CID V8 Optional	27	34-PC1500T	Yes	1
1958	6.1 Liters 370 CID V8	24	34-PC1500T	Yes	1
1958	6.1 Liters 370 CID V8 Optional	27	34-PC1500T	Yes	1
1957	5.7 Liters 347 CID V8	24	34-PC1500T	Yes	1
1957	5.7 Liters 347 CID V8 Optional	27	34-PC1500T	Yes	1
1956	5.2 Liters 316 CID V8	24	34-PC1500T	Yes	1
1956	5.2 Liters 316 CID V8 Optional	27	34-PC1500T	Yes	1
1955	4.7 Liters 287 CID V8	24	34-PC1500T	Yes	1
1955	4.7 Liters 287 CID V8 Optional	27	34-PC1500T	Yes	1
1954	4.4 Liters 268 CID L8	2E	N/A		
<b>Pontiac Streamliner</b>					
1952-1950	4.4 Liters 268 CID L8	2E	N/A		
1952-1946	3.9 Liters 239 CID L6	2E	N/A		
1949-1946	4.1 Liters 249 CID L8	2E	N/A		
<b>Pontiac Sunbird</b>					
1994-1991	3.1 Liters 189 CID V6	75	75-PC1230		
1994-1987	2.0 Liters 122 CID L4	75	75-PC1230		
1986	2.0 Liters 122 CID L4 Canada & Optional	75	75-PC1230		
1986	2.0 Liters 122 CID L4 U.S.	75	75-PC1230		
1986	1.8 Liters 112 CID L4	75	75-PC1230		
1980	3.8 Liters 231 CID V6	73	PC1200LMJT		4
1980-1977	2.5 Liters 2474 CC 151 CID L4	71	PC1200LMJT		4
1980	2.5 Liters 2474 CC 151 CID L4 Optional	73	PC1200LMJT		4
1979	5.0 Liters 305 CID V8 HBL & AC	71	PC1200LMJT		4
1979	5.0 Liters 305 CID V8 Optional	74	75-PC1230		
1979	3.8 Liters 231 CID V6	71	PC1200LMJT		4
1979	3.8 Liters 231 CID V6 Optional	74	75-PC1230		
1979	2.5 Liters 2474 CC 151 CID L4 HBL & AC	71	PC1200LMJT		4
1979	2.5 Liters 2474 CC 151 CID L4 Optional	74	75-PC1230		
1978	5.0 Liters 305 CID V8	71	PC1200LMJT		4
1978	5.0 Liters 305 CID V8 Optional	73	PC1200LMJT		4
1978	3.8 Liters 231 CID V6	73	PC1200LMJT		4
1978	2.5 Liters 2474 CC 151 CID L4 Optional	73	PC1200LMJT		4
1977-1976	3.8 Liters 231 CID V6	71	PC1200LMJT		4
1977	3.8 Liters 231 CID V6 Optional	74	75-PC1230		
1977-1976	2.3 Liters 140 CID L4	71	PC1200LMJT		4
1977-1976	2.3 Liters 140 CID L4 Optional	71	PC1200LMJT		4
1977	2.5 Liters 2474 CC 151 CID L4 Optional	74	75-PC1230		
1976	3.8 Liters 231 CID V6 Optional	71	PC1200LMJT		4

1. Installation requires optional height adapter. Additional cable may be required.
2. Installation requires battery to be placed on its side to dimensionally fit. Vehicle battery restraint(s) may require modification.
3. Installation requires reverse mounting orientation for correct terminal polarity
4. Vehicle battery restraint(s) may require modification.
5. Installation requires additional interbattery cables for parallel connections.
6. If vehicle as Intelligent Key option, then use 34R-PC1500T with the optional height adapter. Additional cable may be required.
7. If vehicle as Intelligent key option, then use 35-PC1400T

Year, Make & Model	Engine, Liter & Options	BCI Group Size	ODYSSEY® Battery Model	Height Adapter	Notes
<b>Pontiac Sunburst</b>					
1988-1985	1.5 Liters 1471 CC 92 CID L4	21R	PC1200MJT		4
<b>Pontiac Sunfire</b>					
2005-2002	2.2 Liters 2198 CC 134 CID L4	75	75-PC1230		
2002-1996	2.4 Liters 146 CID L4	75	75-PC1230		
2002-1995	2.2 Liters 134 CID L4	75	75-PC1230		
1995	2.3 Liters 138 CID L4	75	75-PC1230		
<b>Pontiac Sunrunner</b>					
1997-1995	1.6 Liters 1588 CC 98 CID L4	26R	PC1200MJT		4
1994	1.6 Liters 1588 CC 98 CID L4	26	PC1200LMJT		4
<b>Pontiac Super Chief</b>					
1958	6.1 Liters 370 CID V8	24	34-PC1500T	Yes	1
1958	6.1 Liters 370 CID V8 Optional	27	34-PC1500T	Yes	1
1957	5.7 Liters 347 CID V8	24	34-PC1500T	Yes	1
1957	5.7 Liters 347 CID V8 Optional	27	34-PC1500T	Yes	1
<b>Pontiac T1000</b>					
1987	1.6 Liters 98 CID L4 AT	70	PC1200LMJT		4
1987	1.6 Liters 98 CID L4 MT	70	PC1200LMJT		4
1987	1.6 Liters 98 CID L4 Optional	70	PC1200LMJT		4
1986	1.6 Liters 98 CID L4 Canada & Optional	70	PC1200LMJT		4
1986	1.6 Liters 98 CID L4 U.S. & MT	70	PC1200LMJT		4
1985-1983	1.6 Liters 98 CID L4 AT	70	PC1200LMJT		4
1985-1981	1.6 Liters 98 CID L4 MT	70	PC1200LMJT		4
1982-1981	1.6 Liters 98 CID L4 AT	71	PC1200LMJT		4
1982-1981	1.6 Liters 98 CID L4 Optional	71	PC1200LMJT		4
<b>Pontiac Tempest</b>					
1991-1990	3.1 Liters 189 CID V6 AT	75	75-PC1230		
1991-1990	3.1 Liters 189 CID V6 MT	75	75-PC1230		
1991	2.3 Liters 138 CID L4	75	75-PC1230		
1991-1990	2.2 Liters 134 CID L4 AT & Optional	75	75-PC1230		
1991-1990	2.2 Liters 134 CID L4 MT	75	75-PC1230		
1989-1987	2.8 Liters 173 CID V6	70	PC1200LMJT		4
1989-1987	2.8 Liters 173 CID V6 Optional	75	75-PC1230		
1989-1987	2.0 Liters 122 CID L4 MT	70	PC1200LMJT		4
1989-1987	2.0 Liters 122 CID L4 AT	75	75-PC1230		
1989-1987	2.0 Liters 122 CID L4 Optional	75	75-PC1230		
1970-1969	6.6 Liters 400 CID V8	24	34-PC1500T	Yes	1
1970	6.6 Liters 400 CID V8 Optional	24	34-PC1500T	Yes	1
1970	5.7 Liters 350 CID V8	24	34-PC1500T	Yes	1
1970	5.7 Liters 350 CID V8 Optional	24	34-PC1500T	Yes	1
1970-1968	4.1 Liters 250 CID L6	22F	PC1200MJT		4
1970	4.1 Liters 250 CID L6 Optional	24	34-PC1500T	Yes	1
1969	7.0 Liters 428 CID V8	24	34-PC1500T	Yes	1
1969	7.0 Liters 428 CID V8 Optional	24T	34-PC1500T	Yes	1
1969	4.1 Liters 250 CID L6 AC or Optional	24	34-PC1500T	Yes	1
1968	6.6 Liters 400 CID V8 AC w/High Comp	24	34-PC1500T	Yes	1
1968	6.6 Liters 400 CID V8 Low Comp	24	34-PC1500T	Yes	1
1968	5.7 Liters 350 CID V8 AC w/High Comp	24	34-PC1500T	Yes	1
1968	5.7 Liters 350 CID V8 Low Comp	24	34-PC1500T	Yes	1

Year, Make & Model	Engine, Liter & Options	BCI Group Size	ODYSSEY® Battery Model	Height Adapter	Notes
<b>Pontiac Tempest (ctd)</b>					
1967-1966	3.8 Liters 230 CID L6	22F	PC1200MJT		4
1967-1963	5.3 Liters 326 CID V8	24	34-PC1500T	Yes	1
1965-1964	3.5 Liters 215 CID L6	22F	PC1200MJT		4
1964-1961	6.4 Liters 389 CID V8	24	34-PC1500T	Yes	1
1963-1961	3.5 Liters 215 CID L6	24	34-PC1500T	Yes	1
1963-1961	3.2 Liters 195 CID L4	24	34-PC1500T	Yes	1
<b>Pontiac Torpedo</b>					
1948-1946	4.1 Liters 249 CID L8	2E	N/A		
1948-1946	3.9 Liters 239 CID L6	2E	N/A		
<b>Pontiac Torrent</b>					
2009-2008	3.6 Liters 217 CID V6	47	PC1200MJT		4
2009-2008	3.4 Liters 207 CID V6	47	PC1200MJT		4
2007-2006	3.4 Liters 207 CID V6	75	75-PC1230		
<b>Pontiac Trans Sport</b>					
1998-1997	3.4 Liters 207 CID V6	78	78-PC1500		
1996	3.4 Liters 207 CID V6	75	75-PC1230		
1995-1992	3.8 Liters 231 CID V6	75	75-PC1230		
1995-1990	3.1 Liters 189 CID V6	75	75-PC1230		
<b>Pontiac Ventura</b>					
1977-1975	5.7 Liters 350 CID V8	72	PC1200LMJT		4
1977-1975	5.7 Liters 350 CID V8 Optional	74	75-PC1230		
1977	5.0 Liters 305 CID V8	72	PC1200LMJT		4
1977	5.0 Liters 305 CID V8 Optional	74	75-PC1230		
1977	4.9 Liters 301 CID V8	72	PC1200LMJT		4
1977	4.9 Liters 301 CID V8 Optional	74	75-PC1230		
1977	3.8 Liters 231 CID V6	72	PC1200LMJT		4
1977	3.8 Liters 231 CID V6 Optional	74	75-PC1230		
1977	2.5 Liters 2474 CC 151 CID L4	72	PC1200LMJT		4
1976-1975	4.3 Liters 260 CID V8	72	PC1200LMJT		4
1976-1975	4.3 Liters 260 CID V8 Optional	74	75-PC1230		
1976-1971	4.1 Liters 250 CID L6	72	PC1200LMJT		4
1976	4.1 Liters 250 CID L6 Optional	74	75-PC1230		
1975	4.1 Liters 250 CID L6 Optional	72	PC1200LMJT		4
1974-1972	5.7 Liters 350 CID V8	24	34-PC1500T	Yes	1
1974-1972	5.7 Liters 350 CID V8 Optional	24	75-PC1230		
1974-1971	4.1 Liters 250 CID L6 Optional	74	75-PC1230		
1972-1971	5.0 Liters 307 CID V8 Optional	24	34-PC1500T	Yes	1
1972-1971	5.0 Liters 307 CID V8	74	75-PC1230		
1961-1960	6.4 Liters 389 CID V8	24	34-PC1500T	Yes	1
1961-1960	6.4 Liters 389 CID V8 Optional	27	34-PC1500T	Yes	1
<b>Pontiac Vibe</b>					
2010-2009	2.4 Liters 2362 CC L4	24F	34R-PC1500T	Yes	1
2010-2009	1.8 Liters 1798 CC L4	35	35-PC1400T		
2008-2003	1.8 Liters 1794 CC L4	35	35-PC1400T		
2006-2003	1.8 Liters 1795 CC L4	35	35-PC1400T		
<b>Pontiac Wave</b>					
2005	1.6 Liters 1598 CC 98 CID L4	86	75/86-PC1230DT		
<b>Pontiac Wave5</b>					
2009	1.6 Liters 1598 CC 98 CID L4	86	75/86-PC1230DT		
<b>Porsche 356</b>					
1954-1952	1.1 Liters 1086 CC 66 CID H4	19	N/A		
<b>Porsche 356A</b>					
1959-1955	1.6 Liters 1582 CC 97 CID H4	19	N/A		
1957-1955	1.3 Liters 1286 CC 79 CID H4	19	N/A		
1955	1.5 Liters 1498 CC 91 CID H4	19	N/A		

1. Installation requires optional height adapter. Additional cable may be required.
2. Installation requires battery to be placed on its side to dimensionally fit. Vehicle battery restraint(s) may require modification.
3. Installation requires reverse mounting orientation for correct terminal polarity
4. Vehicle battery restraint(s) may require modification.
5. Installation requires additional interbattery cables for parallel connections.
6. If vehicle as Intelligent Key option, then use 34R-PC1500T with the optional height adapter. Additional cable may be required.
7. If vehicle as Intelligent key option, then use 35-PC1400T

Year, Make & Model	Engine, Liter & Options	BCI Group Size	ODYSSEY® Battery Model	Height Adapter	Notes
<b>Porsche 356B</b>					
1962-1960	1.6 Liters 1582 CC 97 CID H4	19	N/A		
<b>Porsche 356C</b>					
1965	1.6 Liters 1582 CC 96 CID H4	19	N/A		
<b>Porsche 356SC</b>					
1965-1964	1.6 Liters 1582 CC 97 CID H4	19	N/A		
<b>Porsche 911</b>					
2010	3.8 Liters 3824 CC H6	49	PC1350		4
2010	3.8 Liters 3800 CC H6	49	PC1350		4
2010	3.6 Liters 3614 CC H6	49	PC1350		4
2009	3.8 Liters 3800 CC H6	94R	PC1220		4
2009-2008	3.6 Liters 3596 CC H6	49	PC1350		4
2009	3.6 Liters 3614 CC H6 Optional	94R	PC1220		4
2008-2005	3.8 Liters 3824 CC H6	94R	PC1220		4
2008	3.6 Liters 3598 CC H6	49	PC1350		4
2008-2007	3.6 Liters 3598 CC H6 Optional	94R	PC1220		4
2008-2002	3.6 Liters 3596 CC H6 Optional	94R	PC1220		4
2007-2002	3.6 Liters 3596 CC H6	49	PC1350		4
2005-2002	3.6 Liters 3606 CC H6 Optional	94R	PC1220		4
2005-2002	3.6 Liters 3606 CC H6	49	PC1350		4
2003	3.6 Liters 3606 CC H6 GT2	49	PC1350		4
2001	3.6 Liters 3606 CC H6	48	PC1220		4
2001-1999	3.4 Liters 3400 CC H6	48	PC1220		4
1998-1990	3.6 Liters 3606 CC H6	48	PC1220		4
1998	3.6 Liters 3606 CC H6	49	PC1350		4
1992	3.3 Liters 3294 CC H6	48	PC1220		4
1991	3.3 Liters 3294 CC H6 Turbo	48	PC1220		4
1989	3.6 Liters 3606 CC H6 Slant Nose (M505)	94R	PC1220		4
1989	3.6 Liters 3606 CC H6 Speedster	91	PC1200MJT		4
1989	3.3 Liters 3294 CC H6 Turbo	48	PC1220		4
1989	3.3 Liters 3294 CC H6 Speedster	91	PC1200MJT		4
1989-1987	3.3 Liters 3294 CC H6 Slant Nose (M505)	49	PC1350		4
1989-1984	3.3 Liters 3294 CC H6 Turbo	49	PC1350		4
1989	3.2 Liters 3163 CC H6	48	PC1220		4
1989	3.2 Liters 3163 CC H6 Speedster	91	PC1200MJT		4
1989-1986	3.2 Liters 3163 CC H6 Slant Nose (M505)	49	PC1350		4
1985-1984	3.2 Liters 3163 CC H6	49	PC1350		4
1985-1984	3.2 Liters 3163 CC H6 Turbo	49	PC1350		4
1983-1981	3.3 Liters 3294 CC H6	91	PC1200MJT		4
1983-1981	3.0 Liters 2999 CC H6	91	PC1200MJT		4
1980-1977	3.0 Liters 2999 CC H6	41	PC1200MJT		4
1980	3.0 Liters 2999 CC H6 Optional	41	PC1200MJT		4
1977	2.7 Liters 2688 CC H6	41	PC1200MJT		4
1976	3.0 Liters 2999 CC H6	42	PC1200MJT		4
1976-1974	2.7 Liters 2688 CC H6	42	PC1200MJT		4
1971-1970	2.2 Liters 2195 CC H6	36	N/A		
1969	2.0 Liters 1991 CC 121 CID H6	36	N/A		
1968-1965	2.0 Liters 1991 CC 121 CID H6	22NF	PC1200MJT		4

Year, Make & Model	Engine, Liter & Options	BCI Group Size	ODYSSEY® Battery Model	Height Adapter	Notes
<b>Porsche 912</b>					
1976	2.0 Liters 1967 CC H4	41	PC1200MJT		4
1969-1965	1.6 Liters 1582 CC 96 CID H4	22NF	PC1200MJT		4
<b>Porsche 914</b>					
1976	2.0 Liters 1967 CC H4	42	PC1200MJT		4
1975-1974	1.8 Liters 1795 CC H4	42	PC1200MJT		4
1975-1973	2.0 Liters 1971 CC H4	42	PC1200MJT		4
1973-1970	1.7 Liters 1679 CC H4	42	PC1200MJT		4
1972-1970	2.0 Liters 1991 CC 121 CID H6	42	PC1200MJT		4
<b>Porsche 924</b>					
1988-1987	2.5 Liters 2475 CC L4	40R	PC1200MJT		4
1982-1981	2.0 Liters 1983 CC L4	40R	PC1200MJT		4
1980-1977	2.0 Liters 1983 CC L4	41	PC1200MJT		4
<b>Porsche 928</b>					
1995-1993	5.4 Liters 5392 CC V8	48	PC1220		4
1991-1990	5.0 Liters 4950 CC V8	48	PC1220		4
1989-1987	5.0 Liters 4950 CC V8	40R	PC1200MJT		4
1986-1985	5.0 Liters 4950 CC V8 AC	49	PC1350		4
1986-1985	5.0 Liters 4950 CC V8 w/o AC	48	PC1220		4
1984-1983	4.7 Liters 4671 CC V8 w/o AC	48	PC1220		4
1984-1983	4.7 Liters 4671 CC V8 AC	49	PC1350		4
1982-1981	4.5 Liters 4474 CC V8 AC	49	PC1350		4
1982-1981	4.5 Liters 4474 CC V8 w/o AC	91	PC1200MJT		4
1980-1978	4.5 Liters 4474 CC V8	41	PC1200MJT		4
1980	4.5 Liters 4474 CC V8 Optional	41	PC1200MJT		4
<b>Porsche 930</b>					
1979-1978	3.3 Liters 3294 CC H6	41	PC1200MJT		4
<b>Porsche 944</b>					
1991-1990	3.0 Liters 2983 CC L4	40R	PC1200MJT		4
1989	3.0 Liters 2999 CC L4	40R	PC1200MJT		4
1989	2.7 Liters 2688 CC L4	40R	PC1200MJT		4
1989-1983	2.5 Liters 2475 CC L4	40R	PC1200MJT		4
<b>Porsche 968</b>					
1995-1992	3.0 Liters 2983 CC L4	91	PC1200MJT		4
<b>Porsche Boxster</b>					
2010-2009	2.9 Liters 2893 CC H6	94R	PC1220		4
2010-2007	3.4 Liters 3387 CC H6	94R	PC1220		4
2008-2006	2.7 Liters 2687 CC H6	94R	PC1220		4
2006	3.2 Liters 3179 CC H6	94R	PC1220		4
2005-2002	3.2 Liters 3179 CC H6 Optional	94R	PC1220		4
2005-2002	2.7 Liters 2687 CC H6 Optional	94R	PC1220		4
2005-2000	3.2 Liters 3179 CC H6	48	PC1220		4
2005-2000	2.7 Liters 2687 CC H6	48	PC1220		4
1999-1997	2.5 Liters 2480 CC H6	48	PC1220		4
<b>Porsche Carrera GT</b>					
2005-2004	5.7 Liters 5733 CC 348 CID V10	48	PC1220		4
<b>Porsche Cayenne</b>					
2010-2008	4.8 Liters 4806 CC V8	49	PC1350		4
2009-2008	3.6 Liters 3597 CC 219 CID V6	94R	PC1220		4
2006-2003	4.5 Liters 4511 CC V8	49	PC1350		4
2006-2004	3.2 Liters 3189 CC 195 CID V6	94R	PC1220		4

1. Installation requires optional height adapter. Additional cable may be required.
2. Installation requires battery to be placed on its side to dimensionally fit. Vehicle battery restraint(s) may require modification.
3. Installation requires reverse mounting orientation for correct terminal polarity
4. Vehicle battery restraint(s) may require modification.
5. Installation requires additional interbattery cables for parallel connections.
6. If vehicle as Intelligent Key option, then use 34R-PC1500T with the optional height adapter. Additional cable may be required.
7. If vehicle as Intelligent key option, then use 35-PC1400T



Year, Make & Model	Engine, Liter & Options	BCI Group Size	ODYSSEY® Battery Model	Height Adapter	Notes
<b>Porsche Cayman</b>					
2010-2009	3.4 Liters 3387 CC H6	49	PC1350		4
2010-2009	2.9 Liters 2893 CC H6	49	PC1350		4
2009-2006	3.4 Liters 3387 CC H6	94R	PC1220		4
2008-2007	2.7 Liters 2687 CC H6	94R	PC1220		4
<b>Porsche Panamera</b>					
2010	4.8 Liters 4806 CC V8	49	PC1350		4
<b>Renault 4CV</b>					
1962-1951	0.7 Liters 747 CC L4	18	N/A		
1950	0.8 Liters 760 CC L4	18	N/A		
<b>Renault Alliance</b>					
1987	2.0 Liters 1965 CC 120 CID L4	58	PC1200LMJT		4
1987-1985	1.7 Liters 105 CID L4	58	PC1200LMJT		4
1987-1985	1.7 Liters 105 CID L4 Optional	58	PC1200LMJT		4
1987-1983	1.4 Liters 1397 CC 85 CID L4	58	PC1200LMJT		4
1987-1983	1.4 Liters 1397 CC 85 CID L4 Optional	58	PC1200LMJT		4
1986-1985	1.4 Liters 1397 CC L4	58	PC1200LMJT		4
1986-1985	1.4 Liters 1397 CC L4 Optional	58	PC1200LMJT		4
<b>Renault Caravelle</b>					
1966-1963	1.0 Liters 956 CC L4	24	34-PC1500T	Yes	1
1962-1960	0.8 Liters 845 CC L4	24	34-PC1500T	Yes	1
<b>Renault Dauphine</b>					
1966-1959	0.8 Liters 845 CC L4	24	34-PC1500T	Yes	1
1958-1957	0.8 Liters 845 CC L4	18	N/A		
<b>Renault Encore</b>					
1986-1985	1.7 Liters 105 CID L4	58	PC1200LMJT		4
1986-1985	1.7 Liters 105 CID L4 Optional	58	PC1200LMJT		4
1986-1984	1.4 Liters 1397 CC 85 CID L4	58	PC1200LMJT		4
1986-1984	1.4 Liters 1397 CC 85 CID L4 Optional	58	PC1200LMJT		4
1985	1.4 Liters 1397 CC L4	58	PC1200LMJT		4
1985	1.4 Liters 1397 CC L4 Optional	58	PC1200LMJT		4
<b>Renault Fuego</b>					
1985	2.2 Liters 2152 CC 131 CID L4	42	PC1200MJT		4
1985	2.2 Liters 2152 CC 131 CID L4 Optional	22F	PC1200MJT		4
1984	2.2 Liters 2152 CC 131 CID L4	22F	PC1200MJT		4
1984	2.2 Liters 2152 CC 131 CID L4 Optional	42	PC1200MJT		4
1984-1982	1.6 Liters 1565 CC L4 Optional	42	PC1200MJT		4
1984-1982	1.6 Liters 1565 CC L4	22F	PC1200MJT		4
1983-1982	1.6 Liters 1647 CC 100 CID L4 Optional	42	PC1200MJT		4
1983-1982	1.6 Liters 1647 CC 100 CID L4	22F	PC1200MJT		4
<b>Renault Gordini</b>					
1962-1961	0.8 Liters 845 CC L4	24	34-PC1500T	Yes	1
<b>Renault LeCar</b>					
1984-1981	1.4 Liters 1397 CC 85 CID L4	22F	PC1200MJT		4
1980	1.4 Liters 1397 CC 85 CID L4	22NF	PC1200MJT		4
1979-1977	1.3 Liters 1289 CC L4	22NF	PC1200MJT		4
<b>Renault R10</b>					
1971-1968	1.3 Liters 1289 CC L4	22NF	PC1200MJT		4
1969-1967	1.1 Liters 1108 CC L4	22NF	PC1200MJT		4

Year, Make & Model	Engine, Liter & Options	BCI Group Size	ODYSSEY® Battery Model	Height Adapter	Notes
<b>Renault R12</b>					
1977-1973	1.6 Liters 1647 CC 100 CID L4	22NF	PC1200MJT		4
1972-1971	1.6 Liters 1565 CC L4	22NF	PC1200MJT		4
<b>Renault R15</b>					
1976-1973	1.6 Liters 1647 CC 100 CID L4	22NF	PC1200MJT		4
1972	1.6 Liters 1565 CC L4	22NF	PC1200MJT		4
<b>Renault R16</b>					
1972-1969	1.6 Liters 1565 CC L4	22NF	PC1200MJT		4
<b>Renault R17</b>					
1979-1976	1.6 Liters 1647 CC 100 CID L4	22NF	PC1200MJT		4
1975	1.6 Liters 1647 CC L4	22NF	PC1200MJT		4
1974	1.6 Liters 1647 CC 100 CID L4	22NF	PC1200MJT		4
1974	1.6 Liters 1565 CC L4	22NF	PC1200MJT		4
1972	1.6 Liters 1565 CC L4	22NF	PC1200MJT		4
<b>Renault R18</b>					
1981	1.6 Liters 1647 CC 100 CID L4 Optional	42	PC1200MJT		4
1981	1.6 Liters 1647 CC 100 CID L4	22F	PC1200MJT		4
<b>Renault R18i</b>					
1986-1985	2.2 Liters 2152 CC 131 CID L4	42	PC1200MJT		4
1986-1985	2.2 Liters 2152 CC 131 CID L4 Optional	22F	PC1200MJT		4
1983-1981	1.6 Liters 1647 CC 100 CID L4 Optional	42	PC1200MJT		4
1983-1981	1.6 Liters 1647 CC 100 CID L4	22F	PC1200MJT		4
1984	2.2 Liters 2152 CC 131 CID L4 Optional	42	PC1200MJT		4
1984	2.2 Liters 2152 CC 131 CID L4	22F	PC1200MJT		4
<b>Renault R5</b>					
1976	1.3 Liters 1289 CC L4	22NF	PC1200MJT		4
<b>Renault R8</b>					
1966-1964	1.1 Liters 1108 CC L4	22NF	PC1200MJT		4
1966-1963	1.0 Liters 956 CC L4	22NF	PC1200MJT		4
<b>Rolls Royce Corniche</b>					
2002-2001	6.8 Liters 6748 CC V8	N/A	N/A		
2000	6.7 Liters 6748 CC V8	N/A	N/A		
<b>Rolls Royce Corniche II</b>					
1992-1988	6.7 Liters 6748 CC V8	N/A	N/A		
<b>Rolls Royce Corniche IV</b>					
1995-1993	6.7 Liters 6748 CC V8	N/A	N/A		
<b>Rolls Royce Corniche S</b>					
1995	6.7 Liters 6748 CC V8	N/A	N/A		
<b>Rolls Royce Flying Spur</b>					
1995	6.7 Liters 6748 CC V8	N/A	N/A		
<b>Rolls Royce Park Ward</b>					
2002	5.4 Liters 5379 CC V12	N/A	N/A		
<b>Rolls Royce Phantom</b>					
2009-2008	6.7 Liters 6749 CC V12	49	PC1350		4
2007	6.7 Liters 6749 CC V12	N/A	N/A		
2006	6.7 Liters 6749 CC V12	35	35-PC1400T		
2005	6.7 Liters 6749 CC V12	49	PC1350		4
2004	6.7 Liters 6749 CC V12	N/A	N/A		
<b>Rolls Royce Silver Dawn</b>					
1997-1995	6.7 Liters 6748 CC V8	N/A	N/A		

1. Installation requires optional height adapter. Additional cable may be required.
2. Installation requires battery to be placed on its side to dimensionally fit. Vehicle battery restraint(s) may require modification.
3. Installation requires reverse mounting orientation for correct terminal polarity
4. Vehicle battery restraint(s) may require modification.
5. Installation requires additional interbattery cables for parallel connections.
6. If vehicle as Intelligent Key option, then use 34R-PC1500T with the optional height adapter. Additional cable may be required.
7. If vehicle as Intelligent key option, then use 35-PC1400T

Year, Make & Model	Engine, Liter & Options	BCI Group Size	ODYSSEY® Battery Model	Height Adapter	Notes
<b>Rolls Royce Silver Seraph</b>					
2002-1999	5.4 Liters 5379 CC V12	N/A	N/A		
<b>Rolls Royce Silver Spirit</b>					
1995-1988	6.7 Liters 6748 CC V8	N/A	N/A		
<b>Rolls Royce Silver Spur</b>					
1998-1988	6.7 Liters 6748 CC V8	N/A	N/A		
<b>Rolls Royce Touring Limousine</b>					
1994	6.7 Liters 6748 CC V8	N/A	N/A		
<b>Rover 100</b>					
1963-1959	2.6 Liters 2625 CC 160 CID L6	29H	25-PC1400T		
<b>Rover 105</b>					
1959-1957	2.6 Liters 2638 CC 161 CID L6	29H	25-PC1400T		
<b>Rover 2000</b>					
1971	2.0 Liters 1978 CC 121 CID L4	24	34-PC1500T	Yes	1
1971-1968	2.0 Liters 1978 CC 121 CID L4	27F	34R-PC1500T	Yes	1
1967-1964	2.0 Liters 1978 CC 121 CID L4	22F	PC1200MJT		4
<b>Rover 3-Litre</b>					
1966-1965	3.0 Liters 2995 CC 183 CID L6	27	34-PC1500T	Yes	1
1964-1959	3.0 Liters 2995 CC 183 CID L6	29H	25-PC1400T		
<b>Rover 3500</b>					
1980	3.5 Liters 3528 CC 215 CID V8	24	34-PC1500T	Yes	1
<b>Rover 3500S</b>					
1971-1969	3.5 Liters 3528 CC 215 CID V8	24	34-PC1500T	Yes	1
<b>Rover 60</b>					
1958	2.0 Liters 1997 CC 122 CID L4	29H	25-PC1400T		
<b>Rover 75</b>					
1958	2.2 Liters 2230 CC 136 CID L6	29H	25-PC1400T		
<b>Rover 90</b>					
1958	2.6 Liters 2638 CC 161 CID L6	29H	25-PC1400T		
<b>Saab 9-2X</b>					
2006	2.5 Liters 2458 CC H4	35	35-PC1400T		
2005	2.5 Liters 2458 CC H4	25	25-PC1400T		
2005	2.0 Liters 1994 CC H4	25	25-PC1400T		
<b>Saab 9-3</b>					
2009-2006	2.8 Liters 2792 CC 170 CID V6	48	PC1220		4
2009-2004	2.0 Liters 1985 CC L4	48	PC1220		4
2003	2.0 Liters 1985 CC L4 Conv.	47	PC1200MJT		4
2003	2.0 Liters 1985 CC L4 Sport Sedan	48	PC1220		4
2002-1999	2.3 Liters 2290 CC L4	47	PC1200MJT		4
2002-1999	2.0 Liters 1985 CC L4	47	PC1200MJT		4
<b>Saab 9-5</b>					
2009-1999	2.3 Liters 2290 CC L4	48	PC1220		4
2003-1999	3.0 Liters 2961 CC V6	48	PC1220		4
<b>Saab 9-7x</b>					
2009-2008	6.0 Liters 364 CID V8	78	78-PC1500		
2009-2006	5.3 Liters 325 CID V8	78	78-PC1500		
2009-2005	4.2 Liters 256 CID L6	78	78-PC1500		
2005	5.3 Liters 323 CID V8	78	78-PC1500		
<b>Saab 900</b>					
1998-1994	2.3 Liters 2290 CC L4	47	PC1200MJT		4
1998-1994	2.0 Liters 1985 CC L4	47	PC1200MJT		4
1997-1994	2.5 Liters 2498 CC V6	47	PC1200MJT		4
1994	2.1 Liters 2119 CC L4	47	PC1200MJT		4

Year, Make & Model	Engine, Liter & Options	BCI Group Size	ODYSSEY® Battery Model	Height Adapter	Notes
<b>Saab 900 (ctd)</b>					
1993-1991	2.1 Liters 2119 CC L4	26	PC1200LMJT		4
1993-1981	2.0 Liters 1985 CC L4	26	PC1200LMJT		4
1980-1979	2.0 Liters 1985 CC L4	24F	34R-PC1500T	Yes	1
<b>Saab 9000</b>					
1998-1994	2.3 Liters 2290 CC L4	41	PC1200MJT		4
1997-1995	3.0 Liters 2961 CC V6	41	PC1200MJT		4
1993-1990	2.3 Liters 2290 CC L4	47	PC1200MJT		4
1991-1990	2.3 Liters 2290 CC L4 Optional	34R	34R-PC1500T		
1990-1986	2.0 Liters 1985 CC L4	47	PC1200MJT		4
1990-1986	2.0 Liters 1985 CC L4 Optional	34R	34R-PC1500T		
<b>Saab 95</b>					
1973-1971	1.7 Liters 1698 CC V4	24F	34R-PC1500T	Yes	1
1970-1968	1.5 Liters 1498 CC V4	22F	PC1200MJT		4
1968	0.8 Liters 795 CC L3	22F	PC1200MJT		4
1967	0.8 Liters 841 CC L3	22F	PC1200MJT		4
1966-1959	0.8 Liters 841 CC L3	22NF	PC1200MJT		4
<b>Saab 96</b>					
1973-1971	1.7 Liters 1698 CC V4	24F	34R-PC1500T	Yes	1
1970-1968	1.5 Liters 1498 CC V4	22F	PC1200MJT		4
1968-1967	0.8 Liters 795 CC L3	22F	PC1200MJT		4
1966-1961	0.8 Liters 841 CC L3	22NF	PC1200MJT		4
<b>Saab 99</b>					
1980-1973	2.0 Liters 1985 CC L4	24F	34R-PC1500T	Yes	1
1972	2.0 Liters 1985 CC L4	24	34-PC1500T	Yes	1
1972-1971	1.9 Liters 1854 CC L4	24	34-PC1500T	Yes	1
1971-1969	1.7 Liters 1709 CC L4	24	34-PC1500T	Yes	1
<b>Saab GT750</b>					
1962-1958	0.7 Liters 748 CC L3	22NF	PC1200MJT		4
<b>Saab GT850</b>					
1963	0.8 Liters 841 CC L3	22NF	PC1200MJT		4
<b>Saab Monte Carlo</b>					
1967	1.5 Liters 1498 CC V4	22F	PC1200MJT		4
1967-1966	0.8 Liters 841 CC L3	22F	PC1200MJT		4
1965-1964	0.8 Liters 841 CC L3	22NF	PC1200MJT		4
<b>Saab Sonett</b>					
1974-1971	1.7 Liters 1698 CC V4	24F	34R-PC1500T	Yes	1
1970	1.7 Liters 1698 CC V4	22F	PC1200MJT		4
1969-1968	1.5 Liters 1498 CC V4	22F	PC1200MJT		4
1967	0.8 Liters 841 CC L3	22F	PC1200MJT		4
<b>Saleen S7</b>					
2006-2002	7.0 Liters 6999 CC V8	34	34-PC1500T		
<b>Saturn Astra</b>					
2009-2008	1.8 Liters 1796 CC 110 CID L4	91	PC1200MJT		4
<b>Saturn Aura</b>					
2009-2008	3.6 Liters 217 CID V6	90	PC1200MJT		4
2009-2008	2.4 Liters 145 CID L4	90	PC1200MJT		4
2008	3.5 Liters 3490 CC 213 CID V6	90	PC1200MJT		4
2007	3.6 Liters 217 CID V6	75	75-PC1230		
2007	3.5 Liters 214 CID V6	75	75-PC1230		
<b>Saturn Ion</b>					
2007-2004	2.0 Liters 122 CID L4	78	78-PC1500		
<b>Saturn Ion-1</b>					
2005-2003	2.2 Liters 2198 CC 134 CID L4	75	75-PC1230		

1. Installation requires optional height adapter. Additional cable may be required.
2. Installation requires battery to be placed on its side to dimensionally fit. Vehicle battery restraint(s) may require modification.
3. Installation requires reverse mounting orientation for correct terminal polarity
4. Vehicle battery restraint(s) may require modification.
5. Installation requires additional interbattery cables for parallel connections.
6. If vehicle as Intelligent Key option, then use 34R-PC1500T with the optional height adapter. Additional cable may be required.
7. If vehicle as Intelligent key option, then use 35-PC1400T

Year, Make & Model	Engine, Liter & Options	BCI Group Size	ODYSSEY® Battery Model	Height Adapter	Notes
<b>Saturn Ion-2</b>					
2007	2.2 Liters 2198 CC 134 CID L4	78	78-PC1500		
2006	2.2 Liters 2198 CC 134 CID L4 From June	78	78-PC1500		
2006	2.2 Liters 2198 CC 134 CID L4 To June	75	75-PC1230		
2005-2003	2.2 Liters 2198 CC 134 CID L4	75	75-PC1230		
<b>Saturn Ion-3</b>					
2007	2.4 Liters 2384 CC 145 CID L4	78	78-PC1500		
2007	2.2 Liters 2198 CC 134 CID L4	78	78-PC1500		
2006	2.4 Liters 2384 CC 145 CID L4 From June	78	78-PC1500		
2006	2.4 Liters 2384 CC 145 CID L4 To June	75	75-PC1230		
2006	2.2 Liters 2198 CC 134 CID L4 From June	78	78-PC1500		
2006	2.2 Liters 2198 CC 134 CID L4 To June	75	75-PC1230		
2005-2003	2.2 Liters 2198 CC 134 CID L4	75	75-PC1230		
<b>Saturn L100</b>					
2003-2002	2.2 Liters 2198 CC 134 CID L4	78	78-PC1500		
2001-2000	2.2 Liters 2198 CC 134 CID L4	75	75-PC1230		
<b>Saturn L200</b>					
2003-2002	2.2 Liters 2198 CC 134 CID L4	78	78-PC1500		
2001-2000	2.2 Liters 2198 CC 134 CID L4	75	75-PC1230		
<b>Saturn L300</b>					
2005	3.0 Liters 3000 CC 181 CID V6	78	78-PC1500		
2003-2002	3.0 Liters 3000 CC 181 CID V6	78	78-PC1500		
2001-2000	3.0 Liters 3000 CC 181 CID V6	75	75-PC1230		
<b>Saturn L300-1</b>					
2004	2.2 Liters 2189 CC 134 CID L4	78	78-PC1500		
<b>Saturn L300-2</b>					
2004	3.0 Liters 3000 CC 181 CID V6	78	78-PC1500		
<b>Saturn L300-3</b>					
2004	3.0 Liters 3000 CC 181 CID V6	78	78-PC1500		
<b>Saturn LW100</b>					
2003-2002	2.2 Liters 2198 CC 134 CID L4	78	78-PC1500		
2001-2000	2.2 Liters 2198 CC 134 CID L4	75	75-PC1230		
<b>Saturn LW200</b>					
2003-2002	2.2 Liters 2198 CC 134 CID L4	78	78-PC1500		
2002	2.2 Liters 2198 CC 134 CID L4	78	78-PC1500		
2001	2.2 Liters 2198 CC 134 CID L4	75	75-PC1230		
2000	3.0 Liters 3000 CC 181 CID V6	75	75-PC1230		
<b>Saturn LW300</b>					
2003-2002	3.0 Liters 3000 CC 181 CID V6	78	78-PC1500		
2001-2000	3.0 Liters 3000 CC 181 CID V6	75	75-PC1230		
<b>Saturn Outlook</b>					
2009-2008	3.6 Liters 217 CID V6	48	PC1220		4
<b>Saturn Relay-1</b>					
2007	3.9 Liters 3880 CC 237 CID V6	34	34-PC1500T		
<b>Saturn Relay-2</b>					
2007	3.9 Liters 3880 CC 237 CID V6	34	34-PC1500T		
2006-2005	3.5 Liters 213 CID V6	34	34-PC1500T		
<b>Saturn Relay-3</b>					
2007-2006	3.9 Liters 3880 CC 237 CID V6	34	34-PC1500T		
2006-2005	3.5 Liters 213 CID V6	34	34-PC1500T		

Year, Make & Model	Engine, Liter & Options	BCI Group Size	ODYSSEY® Battery Model	Height Adapter	Notes
<b>Saturn SC</b>					
1992-1991	1.9 Liters 116 CID L4	75	75-PC1230		
<b>Saturn SC1</b>					
2002-1993	1.9 Liters 116 CID L4	75	75-PC1230		
<b>Saturn SC2</b>					
2002-1993	1.9 Liters 116 CID L4	75	75-PC1230		
<b>Saturn Sky</b>					
2009-2007	2.4 Liters 2384 CC 145 CID L4	86	75/86-PC1230DT		
2009-2007	2.0 Liters 1998 CC 122 CID L4	86	75/86-PC1230DT		
<b>Saturn SL</b>					
2002-1991	1.9 Liters 116 CID L4	75	75-PC1230		
<b>Saturn SL1</b>					
2002-1991	1.9 Liters 116 CID L4	75	75-PC1230		
<b>Saturn SL2</b>					
2002-1991	1.9 Liters 116 CID L4	75	75-PC1230		
<b>Saturn SW1</b>					
1999-1993	1.9 Liters 116 CID L4	75	75-PC1230		
<b>Saturn SW2</b>					
2001-1993	1.9 Liters 116 CID L4	75	75-PC1230		
<b>Saturn Vue</b>					
2009-2008	3.6 Liters 217 CID V6	48	PC1220		4
2009-2008	3.5 Liters 3490 CC 213 CID V6	48	PC1220		4
2009-2008	2.4 Liters 145 CID L4	90	PC1200MJT		4
2007-2006	3.5 Liters 3471 CC V6	86	75/86-PC1230DT		
2007	2.4 Liters 145 CID L4	86	75/86-PC1230DT		
2007-2006	2.2 Liters 2198 CC 134 CID L4	75	75-PC1230		
2005-2004	3.5 Liters 3474 CC V6	86	75/86-PC1230DT		
2005-2002	2.2 Liters 134 CID L4	75	75-PC1230		
2004	3.5 Liters 3475 CC V6	86	75/86-PC1230DT		
2003-2002	3.0 Liters 3000 CC 181 CID V6	75	75-PC1230		
<b>Scion tC</b>					
2010	2.4 Liters 2362 CC L4	24F	34R-PC1500T	Yes	1
2009-2008	2.4 Liters 2398 CC L4	24	34-PC1500T	Yes	1
2007	2.4 Liters 2398 CC L4	24F	34R-PC1500T	Yes	1
2006-2005	2.4 Liters 2398 CC L4	24	34-PC1500T	Yes	1
<b>Scion xA</b>					
2006-2003	1.5 Liters 1497 CC L4	25	25-PC1400T		
<b>Scion xB</b>					
2010-2008	2.4 Liters 2362 CC L4	24F	34R-PC1500T	Yes	1
2006-2003	1.5 Liters 1497 CC L4	25	25-PC1400T		
<b>Scion xD</b>					
2010-2008	1.8 Liters 1798 CC L4	35	35-PC1400T		
<b>Smart Fortwo</b>					
2009-2008	1.0 Liters 1000 CC 61 CID L3	47	PC1200MJT		4
2007-2005	0.8 Liters 799 CC L3	47	PC1200MJT		4
<b>Sterling 360</b>					
2007	4.9 Liters 299 CID L4	31T	31-PC2150S		3
<b>Sterling 825</b>					
1988-1987	2.5 Liters 2494 CC V6	47	PC1200MJT		4
<b>Sterling 827</b>					
1991-1989	2.7 Liters 2675 CC V6	34R	34R-PC1500T		
<b>Sterling Acterra</b>					
2007-2005	8.3 Liters 505 CID L6	31T	31-PC2150S		3
2007-2005	7.2 Liters 441 CID L6	31T	31-PC2150S		3
2007-2005	6.4 Liters 388 CID L6	31T	31-PC2150S		3

1. Installation requires optional height adapter. Additional cable may be required.
2. Installation requires battery to be placed on its side to dimensionally fit. Vehicle battery restraint(s) may require modification.
3. Installation requires reverse mounting orientation for correct terminal polarity
4. Vehicle battery restraint(s) may require modification.
5. Installation requires additional interbattery cables for parallel connections.
6. If vehicle as Intelligent Key option, then use 34R-PC1500T with the optional height adapter. Additional cable may be required.
7. If vehicle as Intelligent key option, then use 35-PC1400T

Year, Make & Model	Engine, Liter & Options	BCI Group Size	ODYSSEY® Battery Model	Height Adapter	Notes
<b>Sterling Bullet</b>					
2008	6.7 Liters 408 CID L6	65	65-PC1750T		
<b>Sterling L-Line</b>					
2007-2005	8.3 Liters 505 CID L6	31T	31-PC2150S		3
2007-2005	7.2 Liters 441 CID L6	31T	31-PC2150S		3
2007-2005	6.4 Liters 388 CID L6	31T	31-PC2150S		3
<b>Studebaker Avanti</b>					
1964-1963	4.8 Liters 289 CID V8	24	34-PC1500T	Yes	1
1963	4.8 Liters 289 CID V8 Optional	3EE	(2P) PC680MJT		4,5
<b>Studebaker Challenger</b>					
1964	4.2 Liters 259 CID V8	24	34-PC1500T	Yes	1
1964	2.8 Liters 170 CID L6	24	34-PC1500T	Yes	1
<b>Studebaker Champion</b>					
1958-1956	3.0 Liters 186 CID L6	24	34-PC1500T	Yes	1
1955	3.0 Liters 186 CID L6	1	N/A		
<b>Studebaker Commander</b>					
1966-1965	4.7 Liters 283 CID V8	24	34-PC1500T	Yes	1
1966-1965	3.2 Liters 194 CID L6	24	34-PC1500T	Yes	1
1964	4.8 Liters 289 CID V8	24	34-PC1500T	Yes	1
1964	4.2 Liters 259 CID V8	24	34-PC1500T	Yes	1
1964	2.8 Liters 170 CID L6	24	34-PC1500T	Yes	1
1958-1956	4.2 Liters 259 CID V8	24	34-PC1500T	Yes	1
1955	3.7 Liters 3670 CC 224 CID V8	1	N/A		
<b>Studebaker Cruiser</b>					
1966-1965	4.7 Liters 283 CID V8	24	34-PC1500T	Yes	1
1966-1965	3.2 Liters 194 CID L6	24	34-PC1500T	Yes	1
1964	4.8 Liters 289 CID V8	24	34-PC1500T	Yes	1
1964	4.2 Liters 259 CID V8	24	34-PC1500T	Yes	1
1964	2.8 Liters 170 CID L6	24	34-PC1500T	Yes	1
<b>Studebaker Daytona</b>					
1966-1965	4.7 Liters 283 CID V8	24	34-PC1500T	Yes	1
1966	3.2 Liters 194 CID L6	24	34-PC1500T	Yes	1
1964	4.8 Liters 289 CID V8	24	34-PC1500T	Yes	1
1964	4.2 Liters 259 CID V8	24	34-PC1500T	Yes	1
1964	2.8 Liters 170 CID L6	24	34-PC1500T	Yes	1
<b>Studebaker Flight Hawk</b>					
1956	3.0 Liters 186 CID L6	24	34-PC1500T	Yes	1
<b>Studebaker Golden Hawk</b>					
1958-1957	4.8 Liters 289 CID V8	24	34-PC1500T	Yes	1
<b>Studebaker Gran</b>					
1964-1963	2.8 Liters 170 CID L6	24	34-PC1500T	Yes	1
1963	4.2 Liters 259 CID V8	24	34-PC1500T	Yes	1
<b>Studebaker Hawk</b>					
1962-1960	4.8 Liters 289 CID V8	24	34-PC1500T	Yes	1
1962-1960	4.2 Liters 259 CID V8	24	34-PC1500T	Yes	1
1962-1960	2.8 Liters 170 CID L6	24	34-PC1500T	Yes	1
<b>Studebaker Lark</b>					
1963-1959	4.2 Liters 259 CID V8	24	34-PC1500T	Yes	1
1963-1959	2.8 Liters 170 CID L6	24	34-PC1500T	Yes	1
1963	4.8 Liters 289 CID V8	24	34-PC1500T	Yes	1
<b>Studebaker Power Hawk</b>					
1956	4.2 Liters 259 CID V8	24	34-PC1500T	Yes	1
<b>Studebaker President</b>					
1958-1956	4.8 Liters 289 CID V8	24	34-PC1500T	Yes	1
1955	4.2 Liters 259 CID V8	1	N/A		

Year, Make & Model	Engine, Liter & Options	BCI Group Size	ODYSSEY® Battery Model	Height Adapter	Notes
<b>Studebaker Silver Hawk</b>					
1959-1957	4.2 Liters 259 CID V8	24	34-PC1500T	Yes	1
1958-1957	4.8 Liters 289 CID V8	24	34-PC1500T	Yes	1
1958-1957	3.0 Liters 186 CID L6	24	34-PC1500T	Yes	1
1959	2.8 Liters 170 CID L6	24	34-PC1500T	Yes	1
<b>Studebaker Sky Hawk</b>					
1956	4.8 Liters 289 CID V8	24	34-PC1500T	Yes	1
<b>Studebaker Wagonaire</b>					
1966	4.7 Liters 283 CID V8	24	34-PC1500T	Yes	1
1966	3.2 Liters 194 CID L6	24	34-PC1500T	Yes	1
<b>Subaru B9 Tribeca</b>					
2007-2006	3.0 Liters 3000 CC H6	35	35-PC1400T		
<b>Subaru Baja</b>					
2006	2.5 Liters 2458 CC H4	35	35-PC1400T		
2006	2.5 Liters 2458 CC H4 w/AT	35	35-PC1400T		
2005-2003	2.5 Liters 2458 CC H4 AT	35	35-PC1400T		
2005-2003	2.5 Liters 2458 CC H4 MT	35	35-PC1400T		
2004	2.5 Liters 2458 CC H4	35	35-PC1400T		
<b>Subaru Brat</b>					
1987-1984	1.8 Liters 1781 CC H4 MT	21	PC1200LMJT		4
1987-1983	1.8 Liters 1781 CC H4 AT	25	25-PC1400T		
1983	1.8 Liters 1781 CC H4 MT	25	25-PC1400T		
1982-1981	1.8 Liters 1781 CC H4 AT w/o PS	24	34-PC1500T	Yes	1
1982-1981	1.8 Liters 1781 CC H4 AT w/PS	24	34-PC1500T	Yes	1
1982-1981	1.8 Liters 1781 CC H4 MT w/PS	24	34-PC1500T	Yes	1
1982-1981	1.8 Liters 1781 CC H4 MT w/o PS	25	25-PC1400T		
1980	1.8 Liters 1781 CC H4	24	34-PC1500T	Yes	1
1980-1978	1.6 Liters 1595 CC H4	24	34-PC1500T	Yes	1
1980	1.6 Liters 1595 CC H4 Others	24	34-PC1500T	Yes	1
<b>Subaru Deluxe</b>					
1973	1.4 Liters 1361 CC H4	24	34-PC1500T	Yes	1
<b>Subaru DL</b>					
1989-1985	1.8 Liters 1781 CC H4 AT ex. Turbo	25	25-PC1400T		
1989-1984	1.8 Liters 1781 CC H4 MT	21	PC1200LMJT		4
1984-1983	1.8 Liters 1781 CC H4 AT	25	25-PC1400T		
1984-1983	1.6 Liters 1595 CC H4 Optional	24	34-PC1500T	Yes	1
1984-1983	1.6 Liters 1595 CC H4 AT	25	25-PC1400T		
1984-1983	1.6 Liters 1595 CC H4 MT	25	25-PC1400T		
1983	1.8 Liters 1781 CC H4 Optional	24	34-PC1500T	Yes	1
1983	1.8 Liters 1781 CC H4 MT	25	25-PC1400T		
1982-1981	1.8 Liters 1781 CC H4 AT w/o PS	24	34-PC1500T	Yes	1
1982-1981	1.8 Liters 1781 CC H4 AT w/PS	24	34-PC1500T	Yes	1
1982-1981	1.8 Liters 1781 CC H4 MT w/PS	24	34-PC1500T	Yes	1
1982-1981	1.8 Liters 1781 CC H4 MT w/o PS	25	25-PC1400T		
1982-1981	1.6 Liters 1595 CC H4 AT w/o PS	24	34-PC1500T	Yes	1

1. Installation requires optional height adapter. Additional cable may be required.
2. Installation requires battery to be placed on its side to dimensionally fit. Vehicle battery restraint(s) may require modification.
3. Installation requires reverse mounting orientation for correct terminal polarity
4. Vehicle battery restraint(s) may require modification.
5. Installation requires additional interbattery cables for parallel connections.
6. If vehicle as Intelligent Key option, then use 34R-PC1500T with the optional height adapter. Additional cable may be required.
7. If vehicle as Intelligent key option, then use 35-PC1400T



Year, Make & Model	Engine, Liter & Options	BCI Group Size	ODYSSEY® Battery Model	Height Adapter	Notes
<b>Subaru DL (ctd)</b>					
1982-1981	1.6 Liters 1595 CC H4 AT w/PS	24	34-PC1500T	Yes	1
1982-1981	1.6 Liters 1595 CC H4 MT w/PS	24	34-PC1500T	Yes	1
1982-1981	1.6 Liters 1595 CC H4 MT w/o PS	25	25-PC1400T		
1980	1.8 Liters 1781 CC H4 Fed. w/AT	24	34-PC1500T	Yes	1
1980	1.8 Liters 1781 CC H4 Others	24	34-PC1500T	Yes	1
1980	1.6 Liters 1595 CC H4 Fed. w/AT	24	34-PC1500T	Yes	1
1980	1.6 Liters 1595 CC H4 Others	24	34-PC1500T	Yes	1
1979-1976	1.6 Liters 1595 CC H4	24	34-PC1500T	Yes	1
1976-1974	1.4 Liters 1361 CC H4	24	34-PC1500T	Yes	1
<b>Subaru FE</b>					
1979	1.6 Liters 1595 CC H4	24	34-PC1500T	Yes	1
<b>Subaru Forester</b>					
2010-2006	2.5 Liters 2458 CC H4	35	35-PC1400T		
2006	2.5 Liters 2458 CC H4 w/AT	35	35-PC1400T		
2005-2003	2.5 Liters 2458 CC H4 AT	35	35-PC1400T		
2005-2003	2.5 Liters 2458 CC H4 MT	35	35-PC1400T		
2004	2.5 Liters 2458 CC H4	35	35-PC1400T		
2002-2000	2.5 Liters 2458 CC H4	35	35-PC1400T		
2002-2000	2.5 Liters 2458 CC H4 Optional	35	35-PC1400T		
1999-1998	2.5 Liters 2458 CC H4 AT	35	35-PC1400T		
1999-1998	2.5 Liters 2458 CC H4 MT	35	35-PC1400T		
<b>Subaru GF</b>					
1979-1976	1.6 Liters 1595 CC H4	24	34-PC1500T	Yes	1
1976-1975	1.4 Liters 1361 CC H4	24	34-PC1500T	Yes	1
<b>Subaru GL</b>					
1989-1988	1.8 Liters 1781 CC H4 AT & Turbo	24	34-PC1500T	Yes	1
1989-1985	1.8 Liters 1781 CC H4 AT ex. Turbo	25	25-PC1400T		
1989-1984	1.8 Liters 1781 CC H4 MT	21	PC1200LMJT		4
1987-1986	1.8 Liters 1781 CC H4	25	25-PC1400T		
1987-1986	1.6 Liters 1595 CC H4 MT	21	PC1200LMJT		4
1987-1986	1.6 Liters 1595 CC H4 AT	25	25-PC1400T		
1986-1985	1.8 Liters 1781 CC H4 AT & Turbo	24	34-PC1500T	Yes	1
1984-1983	1.8 Liters 1781 CC H4 AT	25	25-PC1400T		
1983	1.8 Liters 1781 CC H4 AT	24	34-PC1500T	Yes	1
1983	1.8 Liters 1781 CC H4 AT & Optional	24	34-PC1500T	Yes	1
1983	1.8 Liters 1781 CC H4 MT	25	25-PC1400T		
1982-1981	1.8 Liters 1781 CC H4 AT w/o PS	24	34-PC1500T	Yes	1
1982-1981	1.8 Liters 1781 CC H4 AT w/PS	24	34-PC1500T	Yes	1
1982-1981	1.8 Liters 1781 CC H4 MT w/PS	24	34-PC1500T	Yes	1
1982-1981	1.8 Liters 1781 CC H4 MT w/o PS	25	25-PC1400T		
1980	1.8 Liters 1781 CC H4	24	34-PC1500T	Yes	1
1980	1.6 Liters 1595 CC H4 Fed. w/AT	24	34-PC1500T	Yes	1

Year, Make & Model	Engine, Liter & Options	BCI Group Size	ODYSSEY® Battery Model	Height Adapter	Notes
<b>Subaru GL (ctd)</b>					
1980	1.6 Liters 1595 CC H4 Others	24	34-PC1500T	Yes	1
1979	1.6 Liters 1595 CC H4	24	34-PC1500T	Yes	1
1975-1973	1.4 Liters 1361 CC H4	24	34-PC1500T	Yes	1
1972	1.3 Liters 1267 CC H4	24	34-PC1500T	Yes	1
<b>Subaru GL-10</b>					
1989-1986	1.8 Liters 1781 CC H4 AT ex. Turbo	25	25-PC1400T		
1989-1985	1.8 Liters 1781 CC H4 MT	21	PC1200LMJT		4
1989-1985	1.8 Liters 1781 CC H4 AT & Turbo	24	34-PC1500T	Yes	1
<b>Subaru GLF</b>					
1982-1981	1.8 Liters 1781 CC H4 AT w/o PS	24	34-PC1500T	Yes	1
1982-1981	1.8 Liters 1781 CC H4 AT w/PS	24	34-PC1500T	Yes	1
1982-1981	1.8 Liters 1781 CC H4 MT w/PS	24	34-PC1500T	Yes	1
1982-1981	1.8 Liters 1781 CC H4 MT w/o PS	25	25-PC1400T		
1980	1.8 Liters 1781 CC H4 Others	24	34-PC1500T	Yes	1
1980	1.8 Liters 1781 CC H4 Fed. w/AT	24C	N/A		
1980	1.6 Liters 1595 CC H4 Others	24	34-PC1500T	Yes	1
1980	1.6 Liters 1595 CC H4 Fed. w/AT	24C	N/A		
<b>Subaru Impreza</b>					
2010-2006	2.5 Liters 2458 CC H4	35	35-PC1400T		
2006	2.5 Liters 2458 CC H4 w/AT	35	35-PC1400T		
2005-2002	2.5 Liters 2458 CC H4 AT	35	35-PC1400T		
2005-2002	2.5 Liters 2458 CC H4 MT	35	35-PC1400T		
2005-2002	2.0 Liters 1994 CC H4 AT & Turbo	35	35-PC1400T		
2005-2002	2.0 Liters 1994 CC H4 MT & Turbo	35	35-PC1400T		
2004	2.5 Liters 2458 CC H4	35	35-PC1400T		
2001	2.5 Liters 2458 CC H4	35	35-PC1400T		
2001-1995	2.2 Liters 2212 CC H4 AT	35	35-PC1400T		
2001-1995	2.2 Liters 2212 CC H4 MT	35	35-PC1400T		
2000-1998	2.5 Liters 2458 CC H4 AT	35	35-PC1400T		
2000-1998	2.5 Liters 2458 CC H4 MT	35	35-PC1400T		
1997-1993	1.8 Liters 1781 CC H4 MT	35	35-PC1400T		
1997-1993	1.8 Liters 1781 CC H4 AT	35	35-PC1400T		
1995	2.2 Liters 2212 CC H4	35	35-PC1400T		
<b>Subaru Justy</b>					
1994-1987	1.2 Liters 1189 CC L3	35	35-PC1400T		
<b>Subaru Legacy</b>					
2010	3.6 Liters 3630 CC H6	35	35-PC1400T		
2010-2009	2.5 Liters 2458 CC H4	35	35-PC1400T		
2009-2008	3.0 Liters 3000 CC H6	35	35-PC1400T		
2008	2.5 Liters 2458 CC H4	85	PC1200MJT		4
2007-2006	2.5 Liters 2458 CC H4	35	35-PC1400T		
2006	2.5 Liters 2458 CC H4 w/AT	35	35-PC1400T		
2006	2.5 Liters 2458 CC H4 w/AT or Optional	35	35-PC1400T		
2005-1996	2.5 Liters 2458 CC H4 AT	35	35-PC1400T		

1. Installation requires optional height adapter. Additional cable may be required.
2. Installation requires battery to be placed on its side to dimensionally fit. Vehicle battery restraint(s) may require modification.
3. Installation requires reverse mounting orientation for correct terminal polarity
4. Vehicle battery restraint(s) may require modification.
5. Installation requires additional interbattery cables for parallel connections.
6. If vehicle as Intelligent Key option, then use 34R-PC1500T with the optional height adapter. Additional cable may be required.
7. If vehicle as Intelligent key option, then use 35-PC1400T

Year, Make & Model	Engine, Liter & Options	BCI Group Size	ODYSSEY® Battery Model	Height Adapter	Notes
<b>Subaru Legacy (ctd)</b>					
2005-1996	2.5 Liters 2458 CC H4 MT	35	35-PC1400T		
2000	2.5 Liters 2458 CC H4 Optional	85	PC1200MJT		4
1999-1995	2.2 Liters 2212 CC H4 MT	35	35-PC1400T		
1999-1990	2.2 Liters 2212 CC H4 AT	35	35-PC1400T		
1999-1990	2.2 Liters 2212 CC H4 Optional	85	PC1200MJT		4
1998-1996	2.5 Liters 2458 CC H4 Optional	35	35-PC1400T		
1998-1996	2.5 Liters 2458 CC H4 Optional	85	PC1200MJT		4
1994	2.2 Liters 2212 CC H4	35	35-PC1400T		
1994-1991	2.2 Liters 2212 CC H4 Turbo	35	35-PC1400T		
1994-1990	2.2 Liters 2212 CC H4 MT ex. Turbo	35	35-PC1400T		
1994-1990	1.8 Liters 1781 CC H4 MT	21	PC1200LMJT		4
<b>Subaru Loyale</b>					
1994-1990	1.8 Liters 1781 CC H4 MT	21	PC1200LMJT		4
1994-1991	1.8 Liters 1781 CC H4 AT	25	25-PC1400T		
1990	1.8 Liters 1781 CC H4 AT w/Turbo	24	34-PC1500T	Yes	1
1990	1.8 Liters 1781 CC H4 AT ex. Turbo	25	25-PC1400T		
<b>Subaru Outback</b>					
2010	3.6 Liters 3630 CC H6	35	35-PC1400T		
2010-2006	2.5 Liters 2458 CC H4	35	35-PC1400T		
2009-2001	3.0 Liters 3000 CC H6	35	35-PC1400T		
2006	3.0 Liters 3000 CC H6 w/AT	35	35-PC1400T		
2006	2.5 Liters 2458 CC H4 w/AT	35	35-PC1400T		
2005-2001	2.5 Liters 2458 CC H4 AT	35	35-PC1400T		
2005-2001	2.5 Liters 2458 CC H4 MT	35	35-PC1400T		
2000	2.5 Liters 2458 CC H4	35	35-PC1400T		
<b>Subaru RX</b>					
1989-1986	1.8 Liters 1781 CC H4 MT	21	PC1200LMJT		4
1989-1986	1.8 Liters 1781 CC H4 AT & Turbo	24	34-PC1500T	Yes	1
<b>Subaru Standard</b>					
1987	1.8 Liters 1781 CC H4 MT	21	PC1200LMJT		4
1987	1.8 Liters 1781 CC H4 AT	25	25-PC1400T		
1987-1984	1.6 Liters 1595 CC H4 MT	21	PC1200LMJT		4
1987-1983	1.6 Liters 1595 CC H4 AT	25	25-PC1400T		
1983	1.6 Liters 1595 CC H4 MT	25	25-PC1400T		
1983	1.6 Liters 1595 CC H4 AT & Optional	24	34-PC1500T	Yes	1
1982-1981	1.8 Liters 1781 CC H4 AT w/o PS	24	34-PC1500T	Yes	1
1982-1981	1.8 Liters 1781 CC H4 AT w/PS	24	34-PC1500T	Yes	1
1982-1981	1.8 Liters 1781 CC H4 MT w/PS	24	34-PC1500T	Yes	1
1982-1981	1.8 Liters 1781 CC H4 MT w/o PS	25	25-PC1400T		
1982-1981	1.6 Liters 1595 CC H4 AT w/o PS	24	34-PC1500T	Yes	1
1982-1981	1.6 Liters 1595 CC H4 AT w/PS	24	34-PC1500T	Yes	1

Year, Make & Model	Engine, Liter & Options	BCI Group Size	ODYSSEY® Battery Model	Height Adapter	Notes
<b>Subaru Standard (ctd)</b>					
1982-1981	1.6 Liters 1595 CC H4 MT w/PS	24	34-PC1500T	Yes	1
1982-1981	1.6 Liters 1595 CC H4 MT w/o PS	25	25-PC1400T		
1980	1.6 Liters 1595 CC H4 Fed. w/AT	24	34-PC1500T	Yes	1
1980	1.6 Liters 1595 CC H4 Others	24	34-PC1500T	Yes	1
1979-1977	1.6 Liters 1595 CC H4	24	34-PC1500T	Yes	1
1976	1.4 Liters 1361 CC H4	24	34-PC1500T	Yes	1
<b>Subaru Star</b>					
1972	1.3 Liters 1267 CC H4	24F	34R-PC1500T	Yes	1
1971	1.1 Liters 1088 CC H4	24F	34R-PC1500T	Yes	1
<b>Subaru SVX</b>					
1997-1992	3.3 Liters 3318 CC H6	24	34-PC1500T	Yes	1
<b>Subaru Tribeca</b>					
2010-2008	3.6 Liters 3630 CC H6	35	35-PC1400T		
<b>Subaru XT</b>					
1991	2.7 Liters 2672 CC H6 AT	25	25-PC1400T		
1991-1989	2.7 Liters 2672 CC H6 MT	25	25-PC1400T		
1991	1.8 Liters 1781 CC H4 AT	25	25-PC1400T		
1991-1985	1.8 Liters 1781 CC H4 MT	21	PC1200LMJT		4
1990-1985	1.8 Liters 1781 CC H4 AT ex. Turbo	25	25-PC1400T		
1989	2.7 Liters 2672 CC H6 AT	24	34-PC1500T	Yes	1
1989-1988	1.8 Liters 1781 CC H4 MT	25	25-PC1400T		
1987-1985	1.8 Liters 1781 CC H4 AT & Turbo	24	34-PC1500T	Yes	1
1988	2.7 Liters 2672 CC H6	25	25-PC1400T		
<b>Sunbeam Alpine</b>					
1964-1961	1.6 Liters 1592 CC 97 CID L4	27	34-PC1500T	Yes	1
1960	1.5 Liters 1494 CC 91 CID L4	27	34-PC1500T	Yes	1
<b>Sunbeam Rapier</b>					
1964-1962	1.6 Liters 1592 CC 97 CID L4	27	34-PC1500T	Yes	1
1961-1958	1.5 Liters 1494 CC 91 CID L4	27	34-PC1500T	Yes	1
<b>Suzuki Aerio</b>					
2007-2004	2.3 Liters 2290 CC L4	24F	34R-PC1500T	Yes	1
2003-2002	2.0 Liters 2000 CC L4	24F	34R-PC1500T	Yes	1
<b>Suzuki Equator</b>					
2010-2009	4.0 Liters 3954 CC V6	24F	34R-PC1500T	Yes	1
2010-2009	2.5 Liters 2500 CC L4	24F	34R-PC1500T	Yes	1
<b>Suzuki Esteem</b>					
2002-1999	1.8 Liters 1790 CC L4	26R	PC1200MJT		4
2000-1995	1.6 Liters 1590 CC 97 CID L4	26R	PC1200MJT		4
<b>Suzuki Foreza</b>					
2008-2004	2.0 Liters 2000 CC L4	86	75/86-PC1230DT		
<b>Suzuki Forsa</b>					
1988	1.0 Liters 993 CC 61 CID L3	N/A	N/A		
<b>Suzuki Grand Vitara</b>					
2010-2009	3.2 Liters 3195 CC V6	24F	34R-PC1500T	Yes	1
2010-2009	2.4 Liters 2393 CC L4	24F	34R-PC1500T	Yes	1
2008-2006	2.7 Liters 2737 CC V6	24F	34R-PC1500T	Yes	1
2005-2004	2.5 Liters 2500 CC V6	24F	34R-PC1500T	Yes	1
2003-1999	2.5 Liters 2500 CC V6	85	PC1200MJT		4
2001	2.7 Liters 2737 CC V6	24F	34R-PC1500T	Yes	1

1. Installation requires optional height adapter. Additional cable may be required.
2. Installation requires battery to be placed on its side to dimensionally fit. Vehicle battery restraint(s) may require modification.
3. Installation requires reverse mounting orientation for correct terminal polarity
4. Vehicle battery restraint(s) may require modification.
5. Installation requires additional interbattery cables for parallel connections.
6. If vehicle as Intelligent Key option, then use 34R-PC1500T with the optional height adapter. Additional cable may be required.
7. If vehicle as Intelligent key option, then use 35-PC1400T

Year, Make & Model	Engine, Liter & Options	BCI Group Size	ODYSSEY® Battery Model	Height Adapter	Notes
<b>Suzuki Reno</b>					
2008-2005	2.0 Liters 1998 CC L4	86	75/86-PC1230DT		
<b>Suzuki Samurai</b>					
1995-1990	1.3 Liters 1298 CC 79 CID L4	51	PC925LMJT		2
1989-1988	1.3 Liters 1325 CC 81 CID L4	51	PC925LMJT		2
1987-1985	1.3 Liters 1325 CC 81 CID L4	26	PC1200LMJT		4
<b>Suzuki Sidekick</b>					
1998-1996	1.8 Liters 1840 CC L4	85	PC1200MJT		4
1998-1996	1.6 Liters 1590 CC 97 CID L4	26R	PC1200MJT		4
1995-1989	1.6 Liters 1590 CC 97 CID L4	51	PC925LMJT		2
1989	1.3 Liters 1325 CC 81 CID L4	51	PC925LMJT		2
<b>Suzuki Swift</b>					
2001-1995	1.3 Liters 1298 CC 79 CID L4	26R	PC1200MJT		4
1994-1992	1.0 Liters 993 CC 61 CID L3	51	PC925LMJT		2
1994-1989	1.3 Liters 1298 CC 79 CID L4	51	PC925LMJT		2
1993-1992	1.6 Liters 1590 CC 97 CID L4	51	PC925LMJT		2
<b>Suzuki Swift+</b>					
2009-2004	1.6 Liters 1598 CC 98 CID L4	85	PC1200MJT		4
<b>Suzuki SX4</b>					
2010-2007	2.0 Liters 1995 CC L4	24F	34R-PC1500T	Yes	1
<b>Suzuki Verona</b>					
2006-2004	2.5 Liters 2492 CC L6	34	34-PC1500T		
<b>Suzuki Vitara</b>					
2004	2.5 Liters 2500 CC V6	85	PC1200MJT		4
2003-1999	2.0 Liters 2000 CC L4	85	PC1200MJT		4
2001-1999	1.6 Liters 1590 CC 97 CID L4	85	PC1200MJT		4
<b>Suzuki X-90</b>					
1998-1996	1.6 Liters 1590 CC 97 CID L4	26R	PC1200MJT		4
<b>Suzuki XL-7</b>					
2009	3.6 Liters 3564 CC V6	47	PC1200MJT		4
2008-2007	3.6 Liters 3564 CC V6	24F	34R-PC1500T	Yes	1
2006-2005	2.7 Liters 2737 CC V6	24F	34R-PC1500T	Yes	1
2004	2.7 Liters 2700 CC V6	24F	34R-PC1500T	Yes	1
2003-2002	2.7 Liters 2700 CC V6	85	PC1200MJT		4
<b>Toyota 4Runner</b>					
2010-2006	4.0 Liters 3956 CC V6	24F	34R-PC1500T	Yes	1
2010-2003	4.0 Liters 3956 CC V6 Optional	27F	34R-PC1500T	Yes	1
2009-2003	4.7 Liters 4663 CC 285 CID V8 Optional	27F	34R-PC1500T	Yes	1
2009-2003	4.7 Liters 4663 CC 285 CID V8	24F	34R-PC1500T	Yes	1
2006	4.7 Liters 4663 CC 285 CID V8 Cold Climate or Optional	27F	34R-PC1500T	Yes	1
2006	4.0 Liters 3956 CC V6 Cold Climate or Optional	27F	34R-PC1500T	Yes	1
2005-2003	4.0 Liters 4000 CC V6	24F	34R-PC1500T	Yes	1
2002-2001	3.4 Liters 3378 CC V6	24F	34R-PC1500T	Yes	1
2000-1996	3.4 Liters 3378 CC V6	35	35-PC1400T		
2000	3.4 Liters 3378 CC V6 Optional	24F	34R-PC1500T	Yes	1
2000-1996	2.7 Liters 2694 CC L4	24F	34R-PC1500T	Yes	1
1997-1996	3.4 Liters 3378 CC V6 Optional	24F	34R-PC1500T	Yes	1
1995-1991	3.0 Liters 2959 CC V6 Optional	24	34-PC1500T	Yes	1
1995-1991	3.0 Liters 2959 CC V6	25	25-PC1400T		

Year, Make & Model	Engine, Liter & Options	BCI Group Size	ODYSSEY® Battery Model	Height Adapter	Notes
<b>Toyota 4Runner (ctd)</b>					
1995-1991	2.4 Liters 2366 CC L4 Optional	24	34-PC1500T	Yes	1
1995-1988	2.4 Liters 2366 CC L4	25	25-PC1400T		
1990-1988	3.0 Liters 2959 CC V6	24	34-PC1500T	Yes	1
1987-1985	2.4 Liters 2366 CC L4	21	PC1200LMJT		4
1987-1985	2.4 Liters 2366 CC L4 Canada & Optional	25	25-PC1400T		
1985	2.4 Liters 2366 CC L4 Optional	25	25-PC1400T		
1984	2.4 Liters 2366 CC L4	25	25-PC1400T		
<b>Toyota Avalon</b>					
2010-2007	3.5 Liters 3456 CC V6	24F	34R-PC1500T	Yes	1
2006	3.5 Liters 3456 CC V6 Cold Climate	24F	34R-PC1500T	Yes	1
2005	3.5 Liters 3456 CC V6	24F	34R-PC1500T	Yes	1
2004	3.0 Liters 2995 CC V6	24F	34R-PC1500T	Yes	1
2003	3.0 Liters 2995 CC V6	24F	34R-PC1500T	Yes	1
2002-1995	3.0 Liters 2995 CC V6 U.S.	35	35-PC1400T		
2002-1995	3.0 Liters 2995 CC V6 Canada & Optional	24F	34R-PC1500T	Yes	1
<b>Toyota Camry</b>					
2010-2007	3.5 Liters 3456 CC V6	24F	34R-PC1500T	Yes	1
2010	2.5 Liters 2494 CC 152 CID L4	24F	34R-PC1500T	Yes	1
2009-2002	2.4 Liters 2362 CC L4	35	35-PC1400T		
2006	3.3 Liters 3300 CC 202 CID V6 Cold Climate	24F	34R-PC1500T	Yes	1
2006	3.0 Liters 2995 CC V6 Cold Climate	24F	34R-PC1500T	Yes	1
2005	3.3 Liters 3300 CC 202 CID V6	24F	34R-PC1500T	Yes	1
2005-2004	3.0 Liters 2995 CC V6	24F	34R-PC1500T	Yes	1
2004	3.3 Liters 3300 CC V6	24F	34R-PC1500T	Yes	1
2003-2002	2.4 Liters 2362 CC L4 Optional	24F	34R-PC1500T	Yes	1
2003-1994	3.0 Liters 2995 CC V6 Canada & Optional	24F	34R-PC1500T	Yes	1
2002-2001	3.0 Liters 2995 CC V6 U.S.	35	35-PC1400T		
2001-1992	2.2 Liters 2164 CC L4 U.S.	35	35-PC1400T		
2001-1992	2.2 Liters 2164 CC L4 Canada & Optional	24F	34R-PC1500T	Yes	1
1995-1992	3.0 Liters 2959 CC V6 Canada & Optional	24F	34R-PC1500T	Yes	1
1994	3.0 Liters 2995 CC V6 Primary Battery	35	35-PC1400T		
1993-1992	3.0 Liters 2959 CC V6 Primary Battery	35	35-PC1400T		
1992-1988	2.5 Liters 2508 CC V6 U.S.	35	35-PC1400T		
1992	2.5 Liters 2508 CC V6 Canada & Optional	24F	34R-PC1500T	Yes	1
1992	2.2 Liters 2164 CC L4	35	35-PC1400T		
1992	2.2 Liters 2164 CC L4 Optional	24F	34R-PC1500T	Yes	1
1992	2.0 Liters 1998 CC L4 U.S.	35	35-PC1400T		
1992	2.0 Liters 1998 CC L4 Canada & Optional	24F	34R-PC1500T	Yes	1
1991-1990	2.5 Liters 2508 CC V6 Japan	35	35-PC1400T		
1991-1990	2.0 Liters 1998 CC L4 Japan	35	35-PC1400T		
1991-1988	2.0 Liters 1998 CC L4 U.S.	21R	PC1200MJT		4
1989-1988	2.5 Liters 2508 CC V6 Canada & Optional	35	35-PC1400T		
1989-1988	2.0 Liters 1998 CC L4 Canada & Optional	35	35-PC1400T		

1. Installation requires optional height adapter. Additional cable may be required.
2. Installation requires battery to be placed on its side to dimensionally fit. Vehicle battery restraint(s) may require modification.
3. Installation requires reverse mounting orientation for correct terminal polarity
4. Vehicle battery restraint(s) may require modification.
5. Installation requires additional interbattery cables for parallel connections.
6. If vehicle as Intelligent Key option, then use 34R-PC1500T with the optional height adapter. Additional cable may be required.
7. If vehicle as Intelligent key option, then use 35-PC1400T

Year, Make & Model	Engine, Liter & Options	BCI Group Size	ODYSSEY® Battery Model	Height Adapter	Notes
<b>Toyota Camry (ctd)</b>					
1987	2.0 Liters 1998 CC L4	21R	PC1200MJT		4
1986-1983	2.0 Liters 1995 CC L4	21R	PC1200MJT		4
1986	2.0 Liters 1974 CC L4	21R	PC1200MJT		4
1986-1984	1.8 Liters 1839 CC L4	21R	PC1200MJT		4
<b>Toyota Carina</b>					
1973-1972	1.6 Liters 1588 CC L4	24	34-PC1500T	Yes	1
<b>Toyota Celica</b>					
2005-2000	1.8 Liters 1795 CC L4	35	35-PC1400T		
2005-2000	1.8 Liters 1794 CC L4	35	35-PC1400T		
1999-1995	2.2 Liters 2164 CC L4 Optional	35	35-PC1400T		
1999-1990	2.2 Liters 2164 CC L4	35	35-PC1400T		
1997-1994	1.8 Liters 1762 CC L4	35	35-PC1400T		
1996-1994	1.8 Liters 1762 CC L4 Optional	35	35-PC1400T		
1993-1992	2.2 Liters 2164 CC L4 Canada & Optional	24F	34R-PC1500T	Yes	1
1993-1992	2.0 Liters 1998 CC L4	35	35-PC1400T		
1993-1990	1.6 Liters 1587 CC L4	35	35-PC1400T		
1991-1986	2.0 Liters 1998 CC L4 FWD	35	35-PC1400T		
1988	2.0 Liters 1998 CC L4 Optional	35	35-PC1400T		
1988	2.0 Liters 1998 CC L4	21R	PC1200MJT		4
1986	2.0 Liters 1995 CC L4 FWD	35	35-PC1400T		
1985-1983	2.4 Liters 2366 CC L4 FI	24F	34R-PC1500T	Yes	1
1985-1982	2.8 Liters 2754 CC L6	24F	34R-PC1500T	Yes	1
1985-1982	2.8 Liters 2754 CC L6 Canada & Optional	27F	34R-PC1500T	Yes	1
1983-1981	2.4 Liters 2366 CC L4	24	34-PC1500T	Yes	1
1981	2.8 Liters 2759 CC L6	24F	34R-PC1500T	Yes	1
1981	2.8 Liters 2759 CC L6 Optional	27F	34R-PC1500T	Yes	1
1980-1979	2.6 Liters 2563 CC L6	24F	34R-PC1500T	Yes	1
1980-1976	2.2 Liters 2189 CC L4	24	34-PC1500T	Yes	1
1979	2.6 Liters 2563 CC L6	24	34-PC1500T	Yes	1
1979	2.6 Liters 2563 CC L6 Optional	24F	34R-PC1500T	Yes	1
1979	2.6 Liters 2563 CC L6 Optional	27F	34R-PC1500T	Yes	1
1975	2.2 Liters 2189 CC L4	24F	34R-PC1500T	Yes	1
1974-1972	2.0 Liters 1968 CC L4	24F	34R-PC1500T	Yes	1
1971	1.9 Liters 1898 CC L4	24F	34R-PC1500T	Yes	1
<b>Toyota Corolla</b>					
2010-2009	2.4 Liters 2362 CC L4	24F	34R-PC1500T	Yes	1
2010	1.8 Liters 1798 CC L4	24F	34R-PC1500T	Yes	1
2009	1.8 Liters 1798 CC L4	35	35-PC1400T		
2008-1998	1.8 Liters 1794 CC L4	35	35-PC1400T		
2006-2005	1.8 Liters 1795 CC L4	35	35-PC1400T		
1997-1995	1.8 Liters 1762 CC L4	35	35-PC1400T		
1997-1994	1.6 Liters 1587 CC L4	35	35-PC1400T		
1996	1.6 Liters 1587 CC L4 Optional	21R	PC1200MJT		4
1994-1993	1.8 Liters 1762 CC L4 Optional	35	35-PC1400T		
1994-1993	1.8 Liters 1762 CC L4	21R	PC1200MJT		4
1994	1.6 Liters 1587 CC L4 Optional	21R	PC1200MJT		4
1993-1983	1.6 Liters 1587 CC L4	21R	PC1200MJT		4
1990-1989	1.6 Liters 1587 CC L4 Optional	21R	PC1200MJT		4
1989	1.6 Liters 1587 CC L4	35	35-PC1400T		
1988-1983	1.6 Liters 1587 CC L4 Optional	35	35-PC1400T		
1985-1984	1.8 Liters 1839 CC L4 Diesel	27F	34R-PC1500T	Yes	1
1982	1.8 Liters 1770 CC L4 Optional	35	35-PC1400T		
1982	1.8 Liters 1770 CC L4	21R	PC1200MJT		4

Year, Make & Model	Engine, Liter & Options	BCI Group Size	ODYSSEY® Battery Model	Height Adapter	Notes
<b>Toyota Corolla (ctd)</b>					
1981	1.8 Liters 1770 CC L4	24F	34R-PC1500T	Yes	1
1980	1.8 Liters 1770 CC L4	22F	PC1200MJT		4
1979-1977	1.2 Liters 1166 CC L4	24F	34R-PC1500T	Yes	1
1979-1971	1.6 Liters 1588 CC L4	24F	34R-PC1500T	Yes	1
1974-1970	1.2 Liters 1166 CC L4	24	34-PC1500T	Yes	1
1969	1.2 Liters 1166 CC L4	22F	PC1200MJT		4
1969-1968	1.1 Liters 1077 CC L4	22F	PC1200MJT		4
<b>Toyota Corona</b>					
1982-1981	2.4 Liters 2366 CC L4	21	PC1200LMJT		4
1982-1981	2.4 Liters 2366 CC L4 Canada & Optional	21	PC1200LMJT		4
1982-1981	2.4 Liters 2366 CC L4 Canada & Optional	25	25-PC1400T		
1980	2.2 Liters 2189 CC L4	22F	PC1200MJT		4
1979-1975	2.2 Liters 2189 CC L4	24	34-PC1500T	Yes	1
1974-1972	2.0 Liters 1968 CC L4	24	34-PC1500T	Yes	1
1972	2.0 Liters 1968 CC L4 Optional	24	34-PC1500T	Yes	1
1971-1970	1.9 Liters 1858 CC L4	24	34-PC1500T	Yes	1
1971-1970	1.9 Liters 1858 CC L4 Optional	24	34-PC1500T	Yes	1
1971-1969	1.9 Liters 1858 CC L4	24F	34R-PC1500T	Yes	1
1970	1.9 Liters 1898 CC L4	24	34-PC1500T	Yes	1
1969-1968	1.9 Liters 1898 CC L4	24F	34R-PC1500T	Yes	1
1967	1.9 Liters 1898 CC L4	22NF	PC1200MJT		4
<b>Toyota Cressida</b>					
1991-1989	3.0 Liters 2954 CC L6	27F	34R-PC1500T	Yes	1
1988-1983	2.8 Liters 2754 CC L6	27F	34R-PC1500T	Yes	1
1982-1981	2.8 Liters 2759 CC L6	27F	34R-PC1500T	Yes	1
1980-1978	2.6 Liters 2563 CC L6	24F	34R-PC1500T	Yes	1
<b>Toyota Crown</b>					
1971	2.3 Liters 2253 CC L6	27	34-PC1500T	Yes	1
1971-1967	2.3 Liters 2253 CC L6	24F	34R-PC1500T	Yes	1
1970-1968	2.3 Liters 2253 CC L6 Optional	24F	34R-PC1500T	Yes	1
1966-1965	1.9 Liters 1879 CC L4	24F	34R-PC1500T	Yes	1
<b>Toyota Echo</b>					
2005-2003	1.5 Liters 1497 CC L4	21	PC1200LMJT		4
2002-2001	1.5 Liters 1497 CC L4 Canada & Optional	25	25-PC1400T		
2002-2000	1.5 Liters 1497 CC L4 U.S.	21	PC1200LMJT		4
<b>Toyota FJ Cruiser</b>					
2010-2007	4.0 Liters 3956 CC V6	27F	34R-PC1500T	Yes	1
<b>Toyota Highlander</b>					
2010-2009	2.7 Liters 2672 CC 163 CID L4	24F	34R-PC1500T	Yes	1
2010-2008	3.5 Liters 3456 CC V6	24F	34R-PC1500T	Yes	1
2010-2006	3.3 Liters 3300 CC 202 CID V6 Hybrid	51R	PC925MJT		2
2008	3.3 Liters 3300 CC 202 CID V6	24F	34R-PC1500T	Yes	1
2007-2006	3.3 Liters 3300 CC 202 CID V6 Gas	24F	34R-PC1500T	Yes	1
2007-2001	2.4 Liters 2362 CC L4	24F	34R-PC1500T	Yes	1
2005	3.3 Liters 3300 CC 202 CID V6	24F	34R-PC1500T	Yes	1
2004	3.3 Liters 3300 CC V6	24F	34R-PC1500T	Yes	1
2003-2001	3.0 Liters 2995 CC V6	24F	34R-PC1500T	Yes	1
<b>Toyota Land Cruiser</b>					
2010-2008	5.7 Liters 5663 CC 345 CID V8	27F	34R-PC1500T	Yes	1
2007-2001	4.7 Liters 4663 CC 285 CID V8	27F	34R-PC1500T	Yes	1

1. Installation requires optional height adapter. Additional cable may be required.
2. Installation requires battery to be placed on its side to dimensionally fit. Vehicle battery restraint(s) may require modification.
3. Installation requires reverse mounting orientation for correct terminal polarity
4. Vehicle battery restraint(s) may require modification.
5. Installation requires additional interbattery cables for parallel connections.
6. If vehicle as Intelligent Key option, then use 34R-PC1500T with the optional height adapter. Additional cable may be required.
7. If vehicle as Intelligent key option, then use 35-PC1400T



Year, Make & Model	Engine, Liter & Options	BCI Group Size	ODYSSEY® Battery Model	Height Adapter	Notes
<b>Toyota Land Cruiser (ctd)</b>					
2000-1998	4.7 Liters 4663 CC 285 CID V8	24F	34R-PC1500T	Yes	1
1997-1993	4.5 Liters 4477 CC L6 U.S.	24F	34R-PC1500T	Yes	1
1997-1993	4.5 Liters 4477 CC L6 Canada & Optional	27F	34R-PC1500T	Yes	1
1992-1988	4.0 Liters 3956 CC L6	27	34-PC1500T	Yes	1
1987-1986	4.2 Liters 4228 CC 258 CID L6	27	34-PC1500T	Yes	1
1987-1981	4.2 Liters 4227 CC L6	27	34-PC1500T	Yes	1
1987	2.4 Liters 2366 CC L4	27	34-PC1500T	Yes	1
1985-1983	3.4 Liters 3431 CC 209 CID L4 Diesel, Right side	27	34-PC1500T	Yes	1
1985-1982	3.4 Liters 3431 CC 209 CID L4 Diesel, Left side	27F	34R-PC1500T	Yes	1
1985-1981	4.2 Liters 4228 CC 258 CID L6 Diesel, Right side	27	34-PC1500T	Yes	1
1985-1981	4.2 Liters 4228 CC 258 CID L6 Diesel, Left side	27F	34R-PC1500T	Yes	1
1982-1975	4.2 Liters 4227 CC L6	27F	34R-PC1500T	Yes	1
1982	3.4 Liters 3431 CC 209 CID L4 Diesel Pass.'s side	27	34-PC1500T	Yes	1
1981	3.4 Liters 3431 CC 209 CID L4 Optional	27	34-PC1500T	Yes	1
1981	3.4 Liters 3431 CC 209 CID L4	27F	34R-PC1500T	Yes	1
1980-1975	4.2 Liters 4227 CC L6 Optional	27F	34R-PC1500T	Yes	1
1979-1975	4.2 Liters 4227 CC L6	27	34-PC1500T	Yes	1
1974-1973	3.9 Liters 3878 CC L6	27F	34R-PC1500T	Yes	1
1974-1973	3.9 Liters 3878 CC L6 Optional	27F	34R-PC1500T	Yes	1
1974-1969	3.9 Liters 3878 CC L6	27	34-PC1500T	Yes	1
1968-1967	3.9 Liters 3878 CC L6	24	34-PC1500T	Yes	1
<b>Toyota Mark II</b>					
1976-1973	2.6 Liters 2563 CC L6	24F	34R-PC1500T	Yes	1
1976-1973	2.6 Liters 2563 CC L6	27F	34R-PC1500T	Yes	1
1972	2.3 Liters 2253 CC L6	24F	34R-PC1500T	Yes	1
<b>Toyota Matrix</b>					
2010-2009	2.4 Liters 2362 CC L4	24F	34R-PC1500T	Yes	1
2010-2009	1.8 Liters 1798 CC L4	35	35-PC1400T		
2008-2003	1.8 Liters 1794 CC L4	35	35-PC1400T		
2006-2003	1.8 Liters 1795 CC L4	35	35-PC1400T		
<b>Toyota MR2</b>					
1995-1993	2.2 Liters 2164 CC L4	24F	34R-PC1500T	Yes	1
1995-1993	2.0 Liters 1998 CC L4 Optional	24F	34R-PC1500T	Yes	1
1995-1991	2.0 Liters 1998 CC L4	35	35-PC1400T		
1992-1991	2.2 Liters 2164 CC L4	35	35-PC1400T		
1989-1985	1.6 Liters 1587 CC L4	35	35-PC1400T		
<b>Toyota MR2 Spyder</b>					
2005-2000	1.8 Liters 1794 CC L4	51R	PC925MJT		2
<b>Toyota Paseo</b>					
1999-1998	1.5 Liters 1497 CC L4	25	25-PC1400T		
1997-1993	1.5 Liters 1497 CC L4 Optional	25	25-PC1400T		
1997	1.5 Liters 1497 CC L4	21	PC1200LMJT		4
1992	1.5 Liters 1497 CC L4 Primary Battery	21	PC1200LMJT		4
1992	1.5 Liters 1497 CC L4 Canada & Optional	25	25-PC1400T		

Year, Make & Model	Engine, Liter & Options	BCI Group Size	ODYSSEY® Battery Model	Height Adapter	Notes
<b>Toyota Pickup</b>					
1995-1993	2.4 Liters 2366 CC L4 Canada & Optional	24	34-PC1500T	Yes	1
1995-1991	3.0 Liters 2959 CC V6 Canada & Optional	24	34-PC1500T	Yes	1
1995-1991	3.0 Liters 2959 CC V6 U.S.	25	25-PC1400T		
1995-1991	2.4 Liters 2366 CC L4 U.S.	25	25-PC1400T		
1991	2.4 Liters 2366 CC L4 Canada & Optional	24	34-PC1500T	Yes	1
1990-1989	3.0 Liters 2959 CC V6	24	34-PC1500T	Yes	1
1990-1989	2.4 Liters 2366 CC L4	21	PC1200LMJT		4
1990-1983	2.4 Liters 2366 CC L4 Optional	25	25-PC1400T		
1988	3.0 Liters 2959 CC V6 4VVD	24	34-PC1500T	Yes	1
1988	3.0 Liters 2959 CC V6 2VVD	25	25-PC1400T		
1987-1986	2.4 Liters 2366 CC L4 Extra Long Wheelbase	21	PC1200LMJT		4
1987-1986	2.4 Liters 2366 CC L4 Diesel	24F	34R-PC1500T	Yes	1
1987-1983	2.4 Liters 2366 CC L4	21	PC1200LMJT		4
1987-1983	2.4 Liters 2366 CC L4 Extra Long Wheelbase	24	34-PC1500T	Yes	1
1985-1984	2.4 Liters 2446 CC L4 Diesel	24F	34R-PC1500T	Yes	1
1984	2.4 Liters 2446 CC L4	21	PC1200LMJT		4
1983	2.2 Liters 2188 CC L4 Diesel, Right side	24F	34R-PC1500T	Yes	1
1983-1982	2.2 Liters 2188 CC L4 Diesel, Right side	24	34-PC1500T	Yes	1
1983-1982	2.2 Liters 2188 CC L4 Diesel, Left side	24F	34R-PC1500T	Yes	1
1982-1981	2.4 Liters 2366 CC L4 Canada & Optional	24	34-PC1500T	Yes	1
1982-1981	2.4 Liters 2366 CC L4 U.S.	24	34-PC1500T	Yes	1
1981	2.2 Liters 2188 CC L4 Diesel	24F	34R-PC1500T	Yes	1
1980-1979	2.2 Liters 2189 CC L4	24	34-PC1500T	Yes	1
1978-1975	2.2 Liters 2189 CC L4	24F	34R-PC1500T	Yes	1
1974-1972	2.0 Liters 1968 CC L4	24F	34R-PC1500T	Yes	1
1971-1970	1.9 Liters 1858 CC L4	24F	34R-PC1500T	Yes	1
1969-1967	1.9 Liters 1898 CC L4	24F	34R-PC1500T	Yes	1
<b>Toyota Previa</b>					
1997-1991	2.4 Liters 2438 CC L4 U.S.	35	35-PC1400T		
1997-1991	2.4 Liters 2438 CC L4 Canada & Optional	24F	34R-PC1500T	Yes	1
1996	2.4 Liters 2438 CC L4	35	35-PC1400T		
1996	2.4 Liters 2438 CC L4 Optional	24F	34R-PC1500T	Yes	1
<b>Toyota Prius</b>					
2009-2004	1.5 Liters 1497 CC L4 ex. Smart Key	S34B 20R	PC925MJT		2
2009-2004	1.5 Liters 1497 CC L4 Smart Key	S46B 24R	PC925MJT		2
2003-2001	1.5 Liters 1497 CC L4	S34B 20L	PC925LMJT		2
<b>Toyota RAV4</b>					
2010-2009	2.5 Liters 2494 CC 152 CID L4	24F	34R-PC1500T	Yes	1
2010-2006	3.5 Liters 3456 CC V6	24F	34R-PC1500T	Yes	1
2008-2004	2.4 Liters 2362 CC L4	24F	34R-PC1500T	Yes	1
2003-1998	Hybrid	N/A	N/A		
2003-1996	2.0 Liters 1998 CC L4	35	35-PC1400T		

1. Installation requires optional height adapter. Additional cable may be required.
2. Installation requires battery to be placed on its side to dimensionally fit. Vehicle battery restraint(s) may require modification.
3. Installation requires reverse mounting orientation for correct terminal polarity
4. Vehicle battery restraint(s) may require modification.
5. Installation requires additional interbattery cables for parallel connections.
6. If vehicle as Intelligent Key option, then use 34R-PC1500T with the optional height adapter. Additional cable may be required.
7. If vehicle as Intelligent key option, then use 35-PC1400T

Year, Make & Model	Engine, Liter & Options	BCI Group Size	ODYSSEY® Battery Model	Height Adapter	Notes
<b>Toyota Sequoia</b>					
2010-2008	5.7 Liters 5663 CC 345 CID V8	27F	34R-PC1500T	Yes	1
2009-2004	4.7 Liters 4663 CC 285 CID V8	27F	34R-PC1500T	Yes	1
2009	4.6 Liters 4608 CC V8	27F	34R-PC1500T	Yes	1
2003-2001	4.7 Liters 4663 CC 285 CID V8	24F	34R-PC1500T	Yes	1
2003-2001	4.7 Liters 4663 CC 285 CID V8 Optional	27F	34R-PC1500T	Yes	1
<b>Toyota Sienna</b>					
2010-2007	3.5 Liters 3456 CC V6	24F	34R-PC1500T	Yes	1
2006-2004	3.3 Liters 3300 CC 202 CID V6	24F	34R-PC1500T	Yes	1
2003-2002	3.0 Liters 2995 CC V6	35	35-PC1400T		
2003-2002	3.0 Liters 2995 CC V6 Optional	24F	34R-PC1500T	Yes	1
2001-1998	3.0 Liters 2995 CC V6	24F	34R-PC1500T	Yes	1
<b>Toyota Solara</b>					
2008-2005	3.3 Liters 3300 CC 202 CID V6	24F	34R-PC1500T	Yes	1
2008	2.4 Liters 2362 CC L4	24F	34R-PC1500T	Yes	1
2007	2.4 Liters 2398 CC L4	24F	34R-PC1500T	Yes	1
2006	2.4 Liters 2362 CC L4	24F	34R-PC1500T	Yes	1
2005-2002	2.4 Liters 2362 CC L4	35	35-PC1400T		
2004	3.3 Liters 3300 CC V6	24F	34R-PC1500T	Yes	1
2003-2001	3.0 Liters 2995 CC V6 Canada & Optional	24F	34R-PC1500T	Yes	1
2002-2001	3.0 Liters 2995 CC V6 U.S.	35	35-PC1400T		
2001-1999	2.2 Liters 2164 CC L4 U.S.	35	35-PC1400T		
2001-1999	2.2 Liters 2164 CC L4 Canada & Optional	24F	34R-PC1500T	Yes	1
2000-1999	3.0 Liters 2995 CC V6 Canada & Cold Climate	24F	34R-PC1500T	Yes	1
<b>Toyota Starlet</b>					
1984-1981	1.3 Liters 1290 CC L4	21	PC1200LMJT		4
<b>Toyota Supra</b>					
1998-1993	3.0 Liters 2997 CC L6 AT	24F	34R-PC1500T	Yes	1
1998-1993	3.0 Liters 2997 CC L6 MT	24F	34R-PC1500T	Yes	1
1992-1986	3.0 Liters 2954 CC L6	27F	34R-PC1500T	Yes	1
<b>Toyota T100</b>					
1998-1995	3.4 Liters 3378 CC V6	24F	34R-PC1500T	Yes	1
1998-1994	2.7 Liters 2694 CC L4	24F	34R-PC1500T	Yes	1
1994-1993	3.0 Liters 2959 CC V6	25	25-PC1400T		
<b>Toyota Tacoma</b>					
2010-2009	4.0 Liters 3956 CC V6	27F	34R-PC1500T	Yes	1
2010-2005	2.7 Liters 2694 CC L4	24F	34R-PC1500T	Yes	1
2008-2006	4.0 Liters 3956 CC V6	24F	34R-PC1500T	Yes	1
2006	4.0 Liters 3956 CC V6 Cold Climate, Towing Package or Accessory Socket	27F	34R-PC1500T	Yes	1
2005	4.0 Liters 4000 CC V6	24F	34R-PC1500T	Yes	1
2004	3.4 Liters 3378 CC V6	24F	34R-PC1500T	Yes	1
2004	2.7 Liters 2694 CC L4	35	35-PC1400T		
2004	2.4 Liters 2438 CC L4	35	35-PC1400T		
2003-2001	3.4 Liters 3378 CC V6 U.S.	35	35-PC1400T		
2003-2001	3.4 Liters 3378 CC V6 Canada & Optional	24F	34R-PC1500T	Yes	1
2003-2001	2.7 Liters 2694 CC L4 U.S.	35	35-PC1400T		
2003-2001	2.7 Liters 2694 CC L4 Canada & Optional	24F	34R-PC1500T	Yes	1

Year, Make & Model	Engine, Liter & Options	BCI Group Size	ODYSSEY® Battery Model	Height Adapter	Notes
<b>Toyota Tacoma (ctd)</b>					
2003-2001	2.4 Liters 2438 CC L4 U.S.	35	35-PC1400T		
2003-2001	2.4 Liters 2438 CC L4 Canada & Optional	24F	34R-PC1500T	Yes	1
2000-1995	3.4 Liters 3378 CC V6	35	35-PC1400T		
2000-1995	3.4 Liters 3378 CC V6 Optional	24F	34R-PC1500T	Yes	1
2000-1995	2.7 Liters 2694 CC L4	24F	34R-PC1500T	Yes	1
2000-1995	2.4 Liters 2438 CC L4	35	35-PC1400T		
2000-1995	2.4 Liters 2438 CC L4 Optional	24F	34R-PC1500T	Yes	1
<b>Toyota Tercel</b>					
1999-1997	1.5 Liters 1497 CC L4	21	PC1200LMJT		4
1999-1995	1.5 Liters 1497 CC L4 Optional	25	25-PC1400T		
1996-1995	1.5 Liters 1497 CC L4	25	25-PC1400T		
1994-1993	1.5 Liters 1456 CC L4	25	25-PC1400T		
1994-1993	1.5 Liters 1456 CC L4 Optional	25	25-PC1400T		
1992-1991	1.5 Liters 1456 CC L4 U.S.	21	PC1200LMJT		4
1992-1991	1.5 Liters 1456 CC L4 Canada & Optional	25	25-PC1400T		
1990-1988	1.5 Liters 1456 CC L4	21R	PC1200MJT		4
1990-1987	1.5 Liters 1456 CC L4 Optional	35	35-PC1400T		
1988	1.5 Liters 1452 CC L4	21R	PC1200MJT		4
1988-1987	1.5 Liters 1456 CC L4 Wagon	25	25-PC1400T		
1988-1987	1.5 Liters 1456 CC L4 ex. Wagon	35	35-PC1400T		
1988-1987	1.5 Liters 1452 CC L4 Wagon	25	25-PC1400T		
1988-1987	1.5 Liters 1452 CC L4 ex. Wagon	35	35-PC1400T		
1988-1987	1.5 Liters 1452 CC L4 Optional	35	35-PC1400T		
1986-1981	1.5 Liters 1452 CC L4	25	25-PC1400T		
1984	1.5 Liters 1452 CC L4 Optional	24	34-PC1500T	Yes	1
1981	1.5 Liters 1452 CC L4	21	PC1200LMJT		4
1981	1.5 Liters 1452 CC L4 Optional	25	25-PC1400T		
1980	1.5 Liters 1452 CC L4	24F	34R-PC1500T	Yes	1
<b>Toyota Tundra</b>					
2010-2008	5.7 Liters 5663 CC 345 CID V8	24F	34R-PC1500T	Yes	1
2010-2008	5.7 Liters 5663 CC 345 CID V8 Optional	27F	34R-PC1500T	Yes	1
2010-2008	4.7 Liters 4663 CC 285 CID V8	24F	34R-PC1500T	Yes	1
2010-2008	4.7 Liters 4663 CC 285 CID V8 Optional	27F	34R-PC1500T	Yes	1
2010	4.6 Liters 4608 CC V8	24F	34R-PC1500T	Yes	1
2010	4.6 Liters 4608 CC V8 Optional	27F	34R-PC1500T	Yes	1
2010-2008	4.0 Liters 3956 CC V6	24F	34R-PC1500T	Yes	1
2010-2008	4.0 Liters 3956 CC V6 Optional	27F	34R-PC1500T	Yes	1
2006-2005	4.7 Liters 4663 CC 285 CID V8 Optional	27F	34R-PC1500T	Yes	1
2006-2005	4.7 Liters 4663 CC 285 CID V8	24F	34R-PC1500T	Yes	1
2006	4.7 Liters 4663 CC 285 CID V8 Cold Climate or Optional	27F	34R-PC1500T	Yes	1
2006	4.0 Liters 3956 CC V6 Cold Climate or Optional	27F	34R-PC1500T	Yes	1
2006	4.0 Liters 3956 CC V6 Optional	27F	34R-PC1500T	Yes	1
2006-2005	4.0 Liters 3956 CC V6	24F	34R-PC1500T	Yes	1

1. Installation requires optional height adapter. Additional cable may be required.
2. Installation requires battery to be placed on its side to dimensionally fit. Vehicle battery restraint(s) may require modification.
3. Installation requires reverse mounting orientation for correct terminal polarity
4. Vehicle battery restraint(s) may require modification.
5. Installation requires additional interbattery cables for parallel connections.
6. If vehicle as Intelligent Key option, then use 34R-PC1500T with the optional height adapter. Additional cable may be required.
7. If vehicle as Intelligent key option, then use 35-PC1400T

Year, Make & Model	Engine, Liter & Options	BCI Group Size	ODYSSEY® Battery Model	Height Adapter	Notes
<b>Toyota Tundra (ctd)</b>					
2005-2002	4.7 Liters 4663 CC 285 CID V8 Canada & Optional	27F	34R-PC1500T	Yes	1
2000	4.7 Liters 4663 CC 285 CID V8 Optional	27F	34R-PC1500T	Yes	1
2005	4.0 Liters 4000 CC V6	24F	34R-PC1500T	Yes	1
2005	4.0 Liters 4000 CC V6 Optional	27F	34R-PC1500T	Yes	1
2004-2002	4.7 Liters 4663 CC 285 CID V8 Primary Battery	24F	34R-PC1500T	Yes	1
2004-2000	3.4 Liters 3378 CC V6 MT	35	35-PC1400T		
2004-2000	3.4 Liters 3378 CC V6 AT & Optional	24F	34R-PC1500T	Yes	1
2001-2000	4.7 Liters 4663 CC 285 CID V8	24F	34R-PC1500T	Yes	1
<b>Toyota Van</b>					
1989-1986	2.2 Liters 2237 CC L4	25	25-PC1400T		
1985	2.0 Liters 1998 CC L4	25	25-PC1400T		
1984	2.0 Liters 1998 CC L4	21	PC1200LMJT		4
1984	2.0 Liters 1998 CC L4 Canada & Optional	25	25-PC1400T		
<b>Toyota Van Wagon</b>					
1988	2.4 Liters 2366 CC L4	25	25-PC1400T		
1988	2.3 Liters 2245 CC 137 CID L4	25	25-PC1400T		
<b>Toyota Venza</b>					
2010-2009	3.5 Liters 3456 CC V6	24F	34R-PC1500T	Yes	1
2010	2.7 Liters 2672 CC 163 CID L4	24F	34R-PC1500T	Yes	1
2009	2.7 Liters L4	24F	34R-PC1500T	Yes	1
<b>Toyota Yaris</b>					
2010-2007	1.5 Liters 1497 CC L4	35	35-PC1400T		
<b>Triumph GT6</b>					
1973-1967	2.0 Liters 1998 CC L6	24	34-PC1500T	Yes	1
<b>Triumph Spitfire</b>					
1980-1973	1.5 Liters 1493 CC L4	24	34-PC1500T	Yes	1
1972-1968	1.3 Liters 1296 CC L4	24	34-PC1500T	Yes	1
1967-1963	1.2 Liters 70 CID L4	24	34-PC1500T	Yes	1
<b>Triumph Stag</b>					
1973-1971	3.0 Liters 2997 CC V8	24	34-PC1500T	Yes	1
<b>Triumph TR2</b>					
1955-1954	2.0 Liters 1991 CC L4	27	34-PC1500T	Yes	1
<b>Triumph TR250</b>					
1968	2.5 Liters 2498 CC L6	29H	25-PC1400T		
<b>Triumph TR3A</b>					
1961-1958	2.0 Liters 1991 CC L4	27	34-PC1500T	Yes	1
<b>Triumph TR3B</b>					
1962	2.1 Liters 130 CID L4	27	34-PC1500T	Yes	1
<b>Triumph TR4</b>					
1964-1962	2.1 Liters 130 CID L4	27	34-PC1500T	Yes	1
<b>Triumph TR4A</b>					
1967-1965	2.1 Liters 130 CID L4	27	34-PC1500T	Yes	1
<b>Triumph TR6</b>					
1976-1969	2.5 Liters 2498 CC L6	24	34-PC1500T	Yes	1
<b>Triumph TR7</b>					
1981-1978	2.0 Liters 1998 CC L4	22NF	PC1200MJT		4
1977-1975	2.0 Liters 1998 CC L4	24	34-PC1500T	Yes	1
<b>Triumph TR8</b>					
1981-1980	3.5 Liters 3528 CC V8	42	PC1200MJT		4

Year, Make & Model	Engine, Liter & Options	BCI Group Size	ODYSSEY® Battery Model	Height Adapter	Notes
<b>Vauxhall Victor</b>					
1962-1958	1.5 Liters 1507 CC 92 CID L4	24	34-PC1500T	Yes	1
<b>Volkswagen 411</b>					
1972-1971	1.7 Liters 1679 CC H4	42	PC1200MJT		4
<b>Volkswagen 412</b>					
1974	1.8 Liters 1795 CC H4	42	PC1200MJT		4
1974-1973	1.7 Liters 1679 CC H4	42	PC1200MJT		4
<b>Volkswagen Beetle</b>					
2010-2008	2.5 Liters 2480 CC L5	48	PC1220		4
2007-2006	2.5 Liters 2480 CC L5	47	PC1200MJT		4
2006-2005	1.9 Liters 1896 CC 116 CID L4	47	PC1200MJT		4
2005-1998	2.0 Liters 1984 CC L4	47	PC1200MJT		4
2005	1.8 Liters 1781 CC L4	47	PC1200MJT		4
2004-2003	1.8 Liters 1781 CC L4 Turbo	48	PC1220		4
2004-1998	1.9 Liters 1896 CC 116 CID L4 Turbo Diesel	48	PC1220		4
2003	1.8 Liters 1781 CC L4	48	PC1220		4
2002-2000	1.8 Liters 1781 CC L4	47	PC1200MJT		4
1999	1.8 Liters 1781 CC L4	48	PC1220		4
1979-1970	1.6 Liters 1584 CC 97 CID H4	42	PC1200MJT		4
1969-1967	1.5 Liters 1457 CC 92 CID H4	42	PC1200MJT		4
1966	1.3 Liters 1285 CC 79 CID H4	17TL	N/A		
1966	1.3 Liters 1285 CC 79 CID H4	19L	N/A		
1966-1956	1.2 Liters 1192 CC 73 CID H4	17TL	N/A		
1966-1956	1.2 Liters 1192 CC 73 CID H4	19L	N/A		
1955-1954	1.2 Liters 1192 CC 73 CID H4	18	N/A		
<b>Volkswagen Cabrio</b>					
2002-2000	2.0 Liters 1984 CC L4	47	PC1200MJT		4
1999-1998	2.0 Liters 1984 CC L4	97R	PC1200MJT		4
1997-1995	2.0 Liters 1984 CC L4	42	PC1200MJT		4
<b>Volkswagen Cabriolet</b>					
1993-1986	1.8 Liters 1780 CC L4	41	PC1200MJT		4
1985	1.8 Liters 1780 CC L4	42	PC1200MJT		4
<b>Volkswagen Campmobile</b>					
1974	1.8 Liters 1795 CC H4	42	PC1200MJT		4
1973-1972	1.7 Liters 1679 CC H4	42	PC1200MJT		4
1971-1968	1.6 Liters 1584 CC 97 CID H4	42	PC1200MJT		4
<b>Volkswagen CC</b>					
2010-2009	3.6 Liters 3597 CC 219 CID V6	48	PC1220		4
2010-2009	2.0 Liters 1984 CC 121 CID L4	47	PC1200MJT		4
<b>Volkswagen Corrado</b>					
1995-1992	2.8 Liters 2792 CC V6	42	PC1200MJT		4
1992-1990	1.8 Liters 1780 CC L4	42	PC1200MJT		4
<b>Volkswagen Dasher</b>					
1981	1.6 Liters 1588 CC 97 CID L4 Diesel	41	PC1200MJT		4
1980-1979	1.5 Liters 1471 CC L4 Diesel	41	PC1200MJT		4
1980-1976	1.6 Liters 1588 CC 97 CID L4	42	PC1200MJT		4
1975-1974	1.5 Liters 1471 CC L4	42	PC1200MJT		4
1980	1.6 Liters 1588 CC 97 CID L4 Optional	42	PC1200MJT		4
1980	1.5 Liters 1471 CC L4 Diesel, Optional	41	PC1200MJT		4
<b>Volkswagen Eos</b>					
2010-2007	2.0 Liters 1984 CC 121 CID L4 Optional	48	PC1220		4

1. Installation requires optional height adapter. Additional cable may be required.
2. Installation requires battery to be placed on its side to dimensionally fit. Vehicle battery restraint(s) may require modification.
3. Installation requires reverse mounting orientation for correct terminal polarity
4. Vehicle battery restraint(s) may require modification.
5. Installation requires additional interbattery cables for parallel connections.
6. If vehicle as Intelligent Key option, then use 34R-PC1500T with the optional height adapter. Additional cable may be required.
7. If vehicle as Intelligent key option, then use 35-PC1400T

Year, Make & Model	Engine, Liter & Options	BCI Group Size	ODYSSEY® Battery Model	Height Adapter	Notes
<b>Volkswagen Eos (ctd)</b>					
2010-2007	2.0 Liters 1984 CC 121 CID L4	47	PC1200MJT		4
2008-2007	3.2 Liters 3189 CC 195 CID V6	48	PC1220		4
<b>Volkswagen EuroVan</b>					
2003	2.8 Liters 2792 CC V6 Primary Battery	97R	PC1200MJT		4
2002	2.8 Liters 2792 CC V6	97R	PC1200MJT		4
2002-2000	2.8 Liters 2792 CC V6 Auxiliary	27	34-PC1500T	Yes	1
2001-2000	2.8 Liters 2792 CC V6 Primary Battery	97R	PC1200MJT		4
1999	2.8 Liters 2792 CC V6	42	PC1200MJT		4
1997	2.8 Liters 2792 CC V6	42	PC1200MJT		4
1997	2.4 Liters 2390 CC 146 CID L5 Auxiliary	27M	N/A		
1997	2.4 Liters 2390 CC 146 CID L5	97R	PC1200MJT		4
1996	2.5 Liters 2459 CC 150 CID L5 Auxiliary	27M	N/A		
1996	2.5 Liters 2459 CC 150 CID L5 Primary Battery	97R	PC1200MJT		4
1996-1993	2.4 Liters 2370 CC 144 CID L5 Auxiliary	27M	N/A		
1996-1993	2.4 Liters 2370 CC 144 CID L5	97R	PC1200MJT		4
1995-1992	2.5 Liters 2459 CC 150 CID L5	42	PC1200MJT		4
<b>Volkswagen Fastback</b>					
1973-1970	1.6 Liters 1584 CC 97 CID H4	42	PC1200MJT		4
1969	1.6 Liters 1584 CC 97 CID H4	17TL	N/A		
1969	1.6 Liters 1584 CC 97 CID H4	19L	N/A		
1968-1967	1.6 Liters 1584 CC 97 CID H4	42	PC1200MJT		4
1966	1.6 Liters 1584 CC 97 CID H4	17TL	N/A		
1966	1.6 Liters 1584 CC 97 CID H4	19L	N/A		
<b>Volkswagen Fox</b>					
1993	1.8 Liters 1780 CC L4	42	PC1200MJT		4
1992-1987	1.8 Liters 1780 CC L4	41	PC1200MJT		4
<b>Volkswagen Golf</b>					
2010	2.5 Liters 2480 CC L5	47	PC1200MJT		4
2010	2.5 Liters 2480 CC L5 Optional	48	PC1220		4
2010	2.0 Liters 1968 CC 120 CID L4	47	PC1200MJT		4
2010	2.0 Liters 1968 CC 120 CID L4 Optional	48	PC1220		4
2007	2.0 Liters 1984 CC 121 CID L4	47	PC1200MJT		4
2006	2.0 Liters 1984 CC L4 ex. Turbo	47	PC1200MJT		4
2006	2.0 Liters 1984 CC 121 CID L4 Turbo	47	PC1200MJT		4
2006	1.9 Liters 1896 CC 116 CID L4 Diesel	48	PC1220		4
2006-2000	1.8 Liters 1781 CC L4	47	PC1200MJT		4
2005-2004	1.9 Liters 1896 CC 116 CID L4 Turbo Diesel	94R	PC1220		4
2005-2003	2.8 Liters 2792 CC V6	94R	PC1220		4
2005-2000	2.0 Liters 1984 CC L4	47	PC1200MJT		4
2003-2002	1.9 Liters 1896 CC 116 CID L4 Turbo Diesel	47	PC1200MJT		4
2002-2000	2.8 Liters 2792 CC V6	47	PC1200MJT		4
2001	1.9 Liters 1896 CC 116 CID L4 Diesel	47	PC1200MJT		4
2000	1.9 Liters 1896 CC 116 CID L4 Diesel	94R	PC1220		4

Year, Make & Model	Engine, Liter & Options	BCI Group Size	ODYSSEY® Battery Model	Height Adapter	Notes
<b>Volkswagen Golf (ctd)</b>					
1999	2.8 Liters 2792 CC V6	97R	PC1200MJT		4
1999-1988	2.0 Liters 1984 CC L4	97R	PC1200MJT		4
1999	1.9 Liters 1896 CC 116 CID L4	98R	PC1200MJT		4
1999	1.9 Liters 1896 CC 116 CID L4 Diesel	98R	PC1200MJT		4
1998	2.8 Liters 2792 CC V6	97R	PC1200MJT		4
1998	1.9 Liters 1896 CC 116 CID L4	97R	PC1200MJT		4
1998	1.8 Liters 1788 CC 109 CID L4	97R	PC1200MJT		4
1997	2.8 Liters 2792 CC V6	42	PC1200MJT		4
1997	2.0 Liters 1984 CC L4	42	PC1200MJT		4
1997	1.9 Liters 1896 CC 116 CID L4 Diesel	98R	PC1200MJT		4
1997	1.8 Liters 1780 CC 109 CID L4	42	PC1200MJT		4
1996-1995	2.8 Liters 2792 CC V6	41	PC1200MJT		4
1996-1995	2.8 Liters 2792 CC V6 Optional	41	PC1200MJT		4
1996-1993	2.0 Liters 1984 CC L4 Optional	41	PC1200MJT		4
1996-1990	2.0 Liters 1984 CC L4	41	PC1200MJT		4
1996-1995	1.9 Liters 1896 CC 116 CID L4 Diesel	41	PC1200MJT		4
1996	1.8 Liters 1780 CC 109 CID L4	41	PC1200MJT		4
1996	1.8 Liters 1780 CC 109 CID L4 Optional	41	PC1200MJT		4
1995	1.9 Liters 1896 CC 116 CID L4 Optional	41	PC1200MJT		4
1995-1993	1.8 Liters 1788 CC 109 CID L4	41	PC1200MJT		4
1995	1.8 Liters 1788 CC 109 CID L4 Optional	41	PC1200MJT		4
1994	1.9 Liters 1896 CC 116 CID L4	41	PC1200MJT		4
1993	1.9 Liters 1896 CC 116 CID L4 Diesel	41	PC1200MJT		4
1993	1.9 Liters 1896 CC 116 CID L4 Optional	41	PC1200MJT		4
1993	1.8 Liters 1788 CC 109 CID L4 Optional	41	PC1200MJT		4
1992-1986	1.8 Liters 1780 CC L4	41	PC1200MJT		4
1992-1985	1.6 Liters 1588 CC 97 CID L4 Diesel	41	PC1200MJT		4
1989-1986	1.8 Liters 1780 CC L4 Optional	41	PC1200MJT		4
1987	1.6 Liters 1588 CC 97 CID L4 Optional	41	PC1200MJT		4
1985	1.8 Liters 1780 CC L4	42	PC1200MJT		4
<b>Volkswagen GTI</b>					
2010-2006	2.0 Liters 1984 CC 121 CID L4	48	PC1220		4
<b>Volkswagen Jetta</b>					
2010-2005	2.5 Liters 2480 CC L5	48	PC1220		4
2010	2.0 Liters 1984 CC 121 CID L4	48	PC1220		4
2010	2.0 Liters 1968 CC 120 CID L4 Diesel	48	PC1220		4
2009	2.0 Liters 1984 CC 121 CID L4 Diesel	48	PC1220		4
2009	2.0 Liters 1968 CC 120 CID L4 Gas	48	PC1220		4
2008	2.0 Liters 1984 CC 121 CID L4	48	PC1220		4
2007	2.0 Liters 1984 CC 121 CID L4	48	PC1220		4
2006	2.0 Liters 1984 CC 121 CID L4 Turbo	48	PC1220		4
2006	1.9 Liters 1896 CC 116 CID L4 Diesel	48	PC1220		4

1. Installation requires optional height adapter. Additional cable may be required.
2. Installation requires battery to be placed on its side to dimensionally fit. Vehicle battery restraint(s) may require modification.
3. Installation requires reverse mounting orientation for correct terminal polarity
4. Vehicle battery restraint(s) may require modification.
5. Installation requires additional interbattery cables for parallel connections.
6. If vehicle as Intelligent Key option, then use 34R-PC1500T with the optional height adapter. Additional cable may be required.
7. If vehicle as Intelligent key option, then use 35-PC1400T



Year, Make & Model	Engine, Liter & Options	BCI Group Size	ODYSSEY® Battery Model	Height Adapter	Notes
<b>Volkswagen Jetta (ctd)</b>					
2005-2003	2.0 Liters 1984 CC L4	48	PC1220		4
2005	1.9 Liters 1896 CC 116 CID L4	94R	PC1220		4
2005-2003	1.9 Liters 1896 CC 116 CID L4 Turbo Diesel	94R	PC1220		4
2005	1.8 Liters 1781 CC L4	48	PC1220		4
2004-2003	2.8 Liters 2792 CC V6	94R	PC1220		4
2004	1.8 Liters 1781 CC L4 Turbo	48	PC1220		4
2003-2000	2.0 Liters 1984 CC L4	47	PC1200MJT		4
2003-2000	1.8 Liters 1781 CC L4	47	PC1200MJT		4
2003	1.8 Liters 1781 CC L4	48	PC1220		4
2002-2000	2.8 Liters 2792 CC V6	47	PC1200MJT		4
2002-2000	1.9 Liters 1896 CC 116 CID L4 Diesel	94R	PC1220		4
1999-1998	2.8 Liters 2792 CC V6	97R	PC1200MJT		4
1999-1998	2.0 Liters 1984 CC L4	97R	PC1200MJT		4
1999	1.9 Liters 1896 CC 116 CID L4 Diesel	97R	PC1200MJT		4
1998	1.9 Liters 1896 CC 116 CID L4	97R	PC1200MJT		4
1997	2.8 Liters 2792 CC V6	42	PC1200MJT		4
1997	2.0 Liters 1984 CC L4	42	PC1200MJT		4
1997	1.9 Liters 1896 CC 116 CID L4 Diesel	98R	PC1200MJT		4
1996-1994	2.8 Liters 2792 CC V6	41	PC1200MJT		4
1996-1994	2.0 Liters 1984 CC L4 Optional	41	PC1200MJT		4
1996	1.9 Liters 1896 CC 116 CID L4	41	PC1200MJT		4
1996-1993	1.9 Liters 1896 CC 116 CID L4 Diesel	41	PC1200MJT		4
1996-1990	2.0 Liters 1984 CC L4	41	PC1200MJT		4
1995	2.8 Liters 2792 CC V6 Optional	41	PC1200MJT		4
1995-1993	1.8 Liters 1788 CC 109 CID L4	41	PC1200MJT		4
1992-1981	1.6 Liters 1588 CC 97 CID L4 Diesel	41	PC1200MJT		4
1992-1988	1.8 Liters 1780 CC L4	41	PC1200MJT		4
1987-1986	1.8 Liters 1780 CC L4 Optional	41	PC1200MJT		4
1987-1984	1.8 Liters 1780 CC L4	42	PC1200MJT		4
1986-1985	1.6 Liters 1588 CC 97 CID L4	41	PC1200MJT		4
1984-1981	1.7 Liters 1715 CC L4	42	PC1200MJT		4
1981	1.7 Liters 1715 CC L4 Optional	41	PC1200MJT		4
1980	1.6 Liters 1588 CC 97 CID L4 Optional	41	PC1200MJT		4
1980	1.6 Liters 1588 CC 97 CID L4	42	PC1200MJT		4
<b>Volkswagen Karmann Ghia</b>					
1974-1970	1.6 Liters 1584 CC 97 CID H4	42	PC1200MJT		4
1969-1967	1.5 Liters 1457 CC 92 CID H4	42	PC1200MJT		4
1965-1957	1.2 Liters 1192 CC 73 CID H4	19L	N/A		
1964-1957	1.2 Liters 1192 CC 73 CID H4	17TL	N/A		
1966	1.3 Liters 1285 CC 78 CID H4	19L	N/A		
1956	1.2 Liters 1192 CC 73 CID H4	18	N/A		
<b>Volkswagen Passat</b>					
2010-2006	2.0 Liters 1984 CC 121 CID L4 Optional	48	PC1220		4
2010-2006	2.0 Liters 1984 CC 121 CID L4	47	PC1200MJT		4
2008-2006	3.6 Liters 3597 CC 219 CID V6	48	PC1220		4
2005	2.8 Liters 2771 CC V6	48	PC1220		4
2005	2.8 Liters 2771 CC V6 4 Motion	49	PC1350		4

Year, Make & Model	Engine, Liter & Options	BCI Group Size	ODYSSEY® Battery Model	Height Adapter	Notes
<b>Volkswagen Passat (ctd)</b>					
2005	2.8 Liters 2771 CC V6 ex. 4 Motion	49	PC1350		4
2005	2.0 Liters 1967 CC 120 CID L4	94R	PC1220		4
2005	1.8 Liters 1781 CC L4 ex. 4 Motion	49	PC1350		4
2004-2003	4.0 Liters 3998 CC 244 CID W8	94R	PC1220		4
2004-2003	2.8 Liters 2771 CC V6 4 Motion	94R	PC1220		4
2004-2002	2.8 Liters 2771 CC V6 ex. 4 Motion	48	PC1220		4
2004-2001	1.8 Liters 1781 CC L4 ex. 4 Motion	48	PC1220		4
2002	4.0 Liters 3999 CC 244 CID W8 ex. 4 Motion	48	PC1220		4
2002-1998	2.8 Liters 2771 CC V6	48	PC1220		4
2002	2.8 Liters 2771 CC V6 4 Motion	48	PC1220		4
2001	2.8 Liters 2771 CC V6	94R	PC1220		4
2000-1998	1.8 Liters 1781 CC L4	48	PC1220		4
1997-1993	2.8 Liters 2792 CC V6	42	PC1200MJT		4
1997	1.9 Liters 1896 CC 116 CID L4	98R	PC1200MJT		4
1996	2.8 Liters 2792 CC V6 Optional	42	PC1200MJT		4
1996-1995	2.0 Liters 1984 CC L4 Optional	41	PC1200MJT		4
1996-1990	2.0 Liters 1984 CC L4	42	PC1200MJT		4
1996	1.9 Liters 1896 CC 116 CID L4	41	PC1200MJT		4
1996	1.9 Liters 1896 CC 116 CID L4 Diesel	41	PC1200MJT		4
1995-1994	2.8 Liters 2792 CC V6 Optional	41	PC1200MJT		4
1995	1.9 Liters 1896 CC 116 CID L4	N/A	N/A		
1994-1993	1.9 Liters 1896 CC 116 CID L4	42	PC1200MJT		4
1994-1993	1.8 Liters 1788 CC 109 CID L4	42	PC1200MJT		4
1992-1991	1.8 Liters 1780 CC L4	42	PC1200MJT		4
<b>Volkswagen Passat CC</b>					
2010-2009	3.6 Liters 3597 CC 219 CID V6	48	PC1220		4
2010-2009	2.0 Liters 1984 CC 121 CID L4	47	PC1200MJT		4
<b>Volkswagen Phaeton</b>					
2006-2004	4.2 Liters 4172 CC V8	49	PC1350		4
2006	6.0 Liters 5998 CC 366 CID W12	49	PC1350		4
2005	6.0 Liters 5998 CC W12	49	PC1350		4
2004	6.0 Liters 6000 CC W12	49	PC1350		4
<b>Volkswagen Quantum</b>					
1988-1985	2.2 Liters 2226 CC L5	41	PC1200MJT		4
1987-1986	2.2 Liters 2226 CC L5 Optional	41	PC1200MJT		4
1985-1984	1.8 Liters 1780 CC L4	41	PC1200MJT		4
1985-1984	1.6 Liters 1588 CC 97 CID L4 Diesel	41	PC1200MJT		4
1985	1.6 Liters 1588 CC 97 CID L4	41	PC1200MJT		4
1984-1983	2.2 Liters 2144 CC L5	41	PC1200MJT		4
1983-1982	1.7 Liters 1715 CC L4	41	PC1200MJT		4
1983-1982	1.6 Liters 1588 CC 97 CID L4	41	PC1200MJT		4
<b>Volkswagen R32</b>					
2008	3.2 Liters 3189 CC 195 CID V6	94R	PC1220		4
<b>Volkswagen Rabbit</b>					
2009-2006	2.5 Liters 2480 CC L5	48	PC1220		4
1984-1983	1.8 Liters 1780 CC L4	42	PC1200MJT		4
1984-1981	1.7 Liters 1715 CC L4	42	PC1200MJT		4

1. Installation requires optional height adapter. Additional cable may be required.
2. Installation requires battery to be placed on its side to dimensionally fit. Vehicle battery restraint(s) may require modification.
3. Installation requires reverse mounting orientation for correct terminal polarity
4. Vehicle battery restraint(s) may require modification.
5. Installation requires additional interbattery cables for parallel connections.
6. If vehicle as Intelligent Key option, then use 34R-PC1500T with the optional height adapter. Additional cable may be required.
7. If vehicle as Intelligent key option, then use 35-PC1400T

Year, Make & Model	Engine, Liter & Options	BCI Group Size	ODYSSEY® Battery Model	Height Adapter	Notes
<b>Volkswagen Rabbit (ctd)</b>					
1984-1981	1.6 Liters 1588 CC 97 CID L4 Diesel	41	PC1200MJT		4
1983-1982	1.7 Liters 1715 CC L4 Optional	41	PC1200MJT		4
1983-1981	1.6 Liters 1588 CC 97 CID L4	41	PC1200MJT		4
1980	1.6 Liters 1588 CC 97 CID L4	42	PC1200MJT		4
1980-1979	1.5 Liters 1457 CC L4	41	PC1200MJT		4
1980-1978	1.5 Liters 1471 CC L4	42	PC1200MJT		4
1979-1978	1.5 Liters 1457 CC L4 Optional	41	PC1200MJT		4
1979-1978	1.5 Liters 1457 CC L4	42	PC1200MJT		4
1977-1976	1.6 Liters 1588 CC 97 CID L4	42	PC1200MJT		4
1977	1.5 Liters 1471 CC L4	41	PC1200MJT		4
1975	1.5 Liters 1471 CC L4	42	PC1200MJT		4
<b>Volkswagen Rabbit Convertible</b>					
1984	1.8 Liters 1780 CC L4	42	PC1200MJT		4
1983-1981	1.7 Liters 1715 CC L4	42	PC1200MJT		4
1981	1.7 Liters 1715 CC L4 Optional	41	PC1200MJT		4
1980	1.6 Liters 1588 CC 97 CID L4	41	PC1200MJT		4
1980	1.6 Liters 1588 CC 97 CID L4 Optional	41	PC1200MJT		4
1980	1.6 Liters 1588 CC 97 CID L4	42	PC1200MJT		4
<b>Volkswagen Routan</b>					
2010-2009	4.0 Liters 3952 CC 241 CID V6	34	34-PC1500T		
2010-2009	3.8 Liters 3778 CC 231 CID V6	34	34-PC1500T		
<b>Volkswagen Scirocco</b>					
1989-1984	1.8 Liters 1780 CC L4	41	PC1200MJT		4
1985-1983	1.8 Liters 1780 CC L4	42	PC1200MJT		4
1983-1982	1.7 Liters 1715 CC L4 Canada	41	PC1200MJT		4
1983-1981	1.7 Liters 1715 CC L4	42	PC1200MJT		4
1981	1.7 Liters 1715 CC L4 Optional	41	PC1200MJT		4
1980-1979	1.6 Liters 1588 CC 97 CID L4	42	PC1200MJT		4
1978	1.5 Liters 1457 CC L4 Optional	41	PC1200MJT		4
1978	1.5 Liters 1457 CC L4	42	PC1200MJT		4
1977-1976	1.6 Liters 1588 CC 97 CID L4	42	PC1200MJT		4
1975	1.5 Liters 1471 CC L4	41	PC1200MJT		4
<b>Volkswagen Squareback</b>					
1973-1967	1.6 Liters 1584 CC 97 CID H4	42	PC1200MJT		4
1966	1.6 Liters 1584 CC 97 CID H4	17TL	N/A		
1966	1.6 Liters 1584 CC 97 CID H4	19L	N/A		
<b>Volkswagen Super Beetle</b>					
1975-1971	1.6 Liters 1584 CC 97 CID H4	42	PC1200MJT		4
<b>Volkswagen Thing</b>					
1974-1973	1.6 Liters 1584 CC 97 CID H4	42	PC1200MJT		4
<b>Volkswagen Tiguan</b>					
2010-2009	2.0 Liters 1984 CC 121 CID L4	47	PC1200MJT		4
2010-2009	2.0 Liters 1984 CC 121 CID L4 Optional	48	PC1220		4
<b>Volkswagen Touareg</b>					
2010-2009	3.0 Liters 2967 CC 181 CID V6	94R	PC1220		4
2010-2008	4.2 Liters 4163 CC V8	93	PC1700MJT		4
2010-2006	3.6 Liters 3597 CC 219 CID V6	94R	PC1220		4
2009	5.0 Liters 4921 CC 300 CID V10	93	PC1700MJT		4
2008	5.0 Liters 4921 CC 300 CID V10 Diesel	93	PC1700MJT		4
2007	5.0 Liters 4921 CC 300 CID V10	93	PC1700MJT		4
2007-2006	4.2 Liters 4172 CC V8	93	PC1700MJT		4
2006-2005	5.0 Liters 4921 CC 300 CID V10	49	PC1350		4

Year, Make & Model	Engine, Liter & Options	BCI Group Size	ODYSSEY® Battery Model	Height Adapter	Notes
<b>Volkswagen Touareg (ctd)</b>					
2006-2005	3.2 Liters 3189 CC 195 CID V6	94R	PC1220		4
2005-2004	4.2 Liters 4172 CC V8	49	PC1350		4
2005-2004	3.2 Liters 3200 CC 195 CID V6	94R	PC1220		4
2004	4.9 Liters 4921 CC 300 CID V10 T. Diesel	N/A	N/A		
<b>Volkswagen Transporter</b>					
1994-1993	2.4 Liters 2370 CC 144 CID L5	N/A	N/A		
1993-1992	2.5 Liters 2459 CC 150 CID L5	N/A	N/A		
1991-1988	2.1 Liters 2109 CC H4	N/A	N/A		
1987-1986	2.1 Liters 2109 CC H4	41	PC1200MJT		4
1985	1.9 Liters 1915 CC H4	42	PC1200MJT		4
1979	2.0 Liters 1970 CC H4	41	PC1200MJT		4
1975-1974	1.8 Liters 1795 CC H4	42	PC1200MJT		4
1973-1972	1.7 Liters 1679 CC H4	42	PC1200MJT		4
1971-1968	1.6 Liters 1584 CC 97 CID H4	42	PC1200MJT		4
1967	1.5 Liters 1457 CC 92 CID H4	42	PC1200MJT		4
1966-1963	1.5 Liters 1457 CC 92 CID H4	19L	N/A		
1964-1954	1.2 Liters 1192 CC 73 CID H4	19L	N/A		
<b>Volkswagen Vanagon</b>					
1991-1986	2.1 Liters 2109 CC H4	41	PC1200MJT		4
1985-1983	1.9 Liters 1915 CC H4	41	PC1200MJT		4
1985-1982	1.6 Liters 1588 CC 97 CID L4 Diesel	41	PC1200MJT		4
1984	1.9 Liters 1915 CC H4	42	PC1200MJT		4
1983	2.0 Liters 1970 CC H4	42	PC1200MJT		4
1983-1981	2.0 Liters 1970 CC H4	41	PC1200MJT		4
1981-1980	2.0 Liters 1970 CC H4 Optional	41	PC1200MJT		4
1981-1980	2.0 Liters 1970 CC H4	42	PC1200MJT		4
<b>Volvo 122</b>					
1968-1962	1.8 Liters 1780 CC 112 CID L4	24	34-PC1500T	Yes	1
1961-1959	1.6 Liters 1588 CC 97 CID L4	19	N/A		
<b>Volvo 142</b>					
1974-1969	2.0 Liters 1990 CC L4	46	25-PC1400T		
1971	2.0 Liters 1990 CC L4	12	N/A		
1968	1.8 Liters 1780 CC 112 CID L4	24F	34R-PC1500T	Yes	1
<b>Volvo 144</b>					
1974-1969	2.0 Liters 1990 CC L4	46	25-PC1400T		
1968-1967	1.8 Liters 1780 CC 112 CID L4	24F	34R-PC1500T	Yes	1
<b>Volvo 145</b>					
1974-1969	2.0 Liters 1990 CC L4	46	25-PC1400T		
1968	1.8 Liters 1780 CC 112 CID L4	24F	34R-PC1500T	Yes	1
<b>Volvo 164</b>					
1975-1970	3.0 Liters 2980 CC L6	46	25-PC1400T		
<b>Volvo 1800</b>					
1973-1969	2.0 Liters 1990 CC L4	24	34-PC1500T	Yes	1
1968	1.8 Liters 1780 CC 112 CID L4	24	34-PC1500T	Yes	1
1967	1.8 Liters 1780 CC L4	24	34-PC1500T	Yes	1
1965-1961	1.8 Liters 1780 CC 112 CID L4	24	34-PC1500T	Yes	1
<b>Volvo 240</b>					
1993-1990	2.3 Liters 2316 CC L4	47	PC1200MJT		4
1992-1991	2.3 Liters 2316 CC L4 Optional	48	PC1220		4
<b>Volvo 242</b>					
1984-1981	2.3 Liters 2316 CC L4	46	25-PC1400T		
1984-1976	2.1 Liters 2127 CC L4	46	25-PC1400T		
1975	2.0 Liters 1990 CC L4	46	25-PC1400T		

1. Installation requires optional height adapter. Additional cable may be required.
2. Installation requires battery to be placed on its side to dimensionally fit. Vehicle battery restraint(s) may require modification.
3. Installation requires reverse mounting orientation for correct terminal polarity
4. Vehicle battery restraint(s) may require modification.
5. Installation requires additional interbattery cables for parallel connections.
6. If vehicle as Intelligent Key option, then use 34R-PC1500T with the optional height adapter. Additional cable may be required.
7. If vehicle as Intelligent key option, then use 35-PC1400T

Year, Make & Model	Engine, Liter & Options	BCI Group Size	ODYSSEY® Battery Model	Height Adapter	Notes
<b>Volvo 244</b>					
1989-1988	2.3 Liters 2316 CC L4	47	PC1200MJT		4
1987-1981	2.3 Liters 2316 CC L4	46	25-PC1400T		
1985-1976	2.1 Liters 2127 CC L4	46	25-PC1400T		
1984-1982	2.4 Liters 2383 CC L6 Diesel	49	PC1350		4
1975	2.0 Liters 1990 CC L4	46	25-PC1400T		
<b>Volvo 245</b>					
1989-1988	2.3 Liters 2316 CC L4	47	PC1200MJT		4
1987-1981	2.3 Liters 2316 CC L4	46	25-PC1400T		
1985-1976	2.1 Liters 2127 CC L4	46	25-PC1400T		
1984-1982	2.4 Liters 2383 CC L6 Diesel	49	PC1350		4
1975	2.0 Liters 1990 CC L4	46	25-PC1400T		
<b>Volvo 262</b>					
1981-1980	2.8 Liters 2849 CC V6	46	25-PC1400T		
1979-1978	2.7 Liters 2673 CC V6	46	25-PC1400T		
1976	2.7 Liters 2673 CC V6	46	25-PC1400T		
<b>Volvo 264</b>					
1982-1980	2.8 Liters 2849 CC V6	46	25-PC1400T		
1981	2.4 Liters 2383 CC L6 Diesel	49	PC1350		4
1981-1980	2.1 Liters 2127 CC L4	46	25-PC1400T		
1980	2.4 Liters 2383 CC L6	46	25-PC1400T		
1979-1976	2.7 Liters 2673 CC V6	46	25-PC1400T		
<b>Volvo 265</b>					
1981-1980	2.8 Liters 2849 CC V6	46	25-PC1400T		
1980	2.4 Liters 2383 CC L6	46	25-PC1400T		
1979-1976	2.7 Liters 2673 CC V6	46	25-PC1400T		
<b>Volvo 444</b>					
1958-1956	1.4 Liters 1414 CC 87 CID L4	19	N/A		
<b>Volvo 445</b>					
1960-1959	1.6 Liters 1580 CC 97 CID L4	19	N/A		
1960-1956	1.4 Liters 1414 CC 87 CID L4	19	N/A		
<b>Volvo 544</b>					
1967-1964	1.8 Liters 1780 CC 112 CID L4	24	34-PC1500T	Yes	1
1963-1962	1.8 Liters 1780 CC 112 CID L4	19	N/A		
1961-1959	1.6 Liters 1588 CC 97 CID L4	19	N/A		
<b>Volvo 740</b>					
1992-1985	2.3 Liters 2316 CC L4	47	PC1200MJT		4
1992-1985	2.3 Liters 2316 CC L4 Optional	48	PC1220		4
1986	2.4 Liters 2377 CC L6 Diesel	49	PC1350		4
<b>Volvo 745</b>					
1985	2.4 Liters 2383 CC L6 Diesel	49	PC1350		4
1985	2.3 Liters 2316 CC L4	47	PC1200MJT		4
1985	2.3 Liters 2316 CC L4 Optional	48	PC1220		4
<b>Volvo 760</b>					
1990-1984	2.8 Liters 2849 CC V6 Optional	48	PC1220		4
1990-1983	2.8 Liters 2849 CC V6	47	PC1200MJT		4
1990-1984	2.3 Liters 2316 CC L4 Optional	48	PC1220		4
1990-1984	2.3 Liters 2316 CC L4	47	PC1200MJT		4
1985	2.4 Liters 2377 CC L6 Diesel	48	PC1220		4
1984-1983	2.4 Liters 2383 CC L6 Diesel	49	PC1350		4
<b>Volvo 780</b>					
1991-1989	2.3 Liters 2316 CC L4 Optional	48	PC1220		4
1991-1989	2.3 Liters 2316 CC L4	47	PC1200MJT		4
1990-1987	2.8 Liters 2849 CC V6	47	PC1200MJT		4
1990-1987	2.8 Liters 2849 CC V6 Optional	48	PC1220		4
1987	2.8 Liters 2849 CC V6	48	PC1220		4

Year, Make & Model	Engine, Liter & Options	BCI Group Size	ODYSSEY® Battery Model	Height Adapter	Notes
<b>Volvo 850</b>					
1997-1993	2.4 Liters 2435 CC L5	47	PC1200MJT		4
1997	2.4 Liters 2435 CC L5 Optional	47	PC1200MJT		4
1997-1994	2.3 Liters 2319 CC L5	47	PC1200MJT		4
<b>Volvo 940</b>					
1995-1991	2.3 Liters 2316 CC L4	47	PC1200MJT		4
1992-1991	2.3 Liters 2316 CC L4 Optional	48	PC1220		4
<b>Volvo 960</b>					
1997-1992	2.9 Liters 2917 CC L6	48	PC1220		4
<b>Volvo C30</b>					
2010-2008	2.5 Liters 2521 CC L5	91	PC1200MJT		4
2010-2008	2.5 Liters 2521 CC L5 Optional	94R	PC1220		4
2009-2008	2.4 Liters 2435 CC L5	91	PC1200MJT		4
2009-2008	2.4 Liters 2435 CC L5 Optional	94R	PC1220		4
<b>Volvo C70</b>					
2010-2006	2.5 Liters 2521 CC L5	91	PC1200MJT		4
2010-2006	2.5 Liters 2521 CC L5 Optional	94R	PC1220		4
2004	2.4 Liters 2401 CC L5	48	PC1220		4
2004-2003	2.3 Liters 2319 CC L5 Turbo	48	PC1220		4
2003	2.4 Liters 2435 CC L5	48	PC1220		4
2002	2.4 Liters 2435 CC L5 Turbo	48	PC1220		4
2002-2001	2.3 Liters 2319 CC L5	48	PC1220		4
2001-1998	2.4 Liters 2435 CC L5	48	PC1220		4
2000-1998	2.3 Liters 2319 CC L5	47	PC1200MJT		4
<b>Volvo DL</b>					
1984	2.1 Liters 2127 CC L4	46	25-PC1400T		
<b>Volvo GLE</b>					
1984	2.3 Liters 2316 CC L4	46	25-PC1400T		
<b>Volvo S40</b>					
2010-2005	2.5 Liters 2521 CC L5	91	PC1200MJT		4
2010-2005	2.5 Liters 2521 CC L5 w/Premium Stereo	94R	PC1220		4
2010-2005	2.4 Liters 2435 CC L5	91	PC1200MJT		4
2010-2005	2.4 Liters 2435 CC L5 w/Premium Stereo	94R	PC1220		4
2004	2.5 Liters 2521 CC L5 Late	91	PC1200MJT		4
2004	2.5 Liters 2521 CC L5 Late, w/Premium Stereo	94R	PC1220		4
2004	2.5 Liters 2521 CC L5 Early	48	PC1220		4
2004	2.4 Liters 2435 CC L5 Late	91	PC1200MJT		4
2004	2.4 Liters 2435 CC L5 Late, w/Premium Stereo	94R	PC1220		4
2004	2.4 Liters 2435 CC L5 Early	48	PC1220		4
2004	1.9 Liters 1948 CC L4 Late	91	PC1200MJT		4
2004	1.9 Liters 1948 CC L4 Late, w/Premium Stereo	94R	PC1220		4
2004	1.9 Liters 1948 CC L4 Early	48	PC1220		4
2003-2000	1.9 Liters 1948 CC L4	48	PC1220		4
<b>Volvo S60</b>					
2009-2008	2.5 Liters 2521 CC L5	48	PC1220		4
2009-2008	2.4 Liters 2435 CC L5	48	PC1220		4
2009-2003	2.5 Liters 2521 CC L5 Optional	49	PC1350		4
2009-2001	2.4 Liters 2435 CC L5 Optional	49	PC1350		4
2007-2005	2.4 Liters 2401 CC L5	48	PC1220		4
2006-2004	2.5 Liters 2521 CC L5	48	PC1220		4
2004-2002	2.3 Liters 2319 CC L5	48	PC1220		4
2004-2001	2.4 Liters 2435 CC L5	48	PC1220		4

1. Installation requires optional height adapter. Additional cable may be required.
2. Installation requires battery to be placed on its side to dimensionally fit. Vehicle battery restraint(s) may require modification.
3. Installation requires reverse mounting orientation for correct terminal polarity
4. Vehicle battery restraint(s) may require modification.
5. Installation requires additional interbattery cables for parallel connections.
6. If vehicle as Intelligent Key option, then use 34R-PC1500T with the optional height adapter. Additional cable may be required.
7. If vehicle as Intelligent key option, then use 35-PC1400T

Year, Make & Model	Engine, Liter & Options	BCI Group Size	ODYSSEY® Battery Model	Height Adapter	Notes
<b>Volvo S60 (ctd)</b>					
2004-2001	2.3 Liters 2319 CC L5 Turbo	48	PC1220		4
2004-2001	2.3 Liters 2319 CC L5 Turbo, Optional	49	PC1350		4
2007	2.5 Liters 2521 CC L5	49	PC1350		4
2003	2.5 Liters 2500 CC L5	48	PC1220		4
<b>Volvo S70</b>					
2000	2.4 Liters 2435 CC L5	48	PC1220		4
2000	2.3 Liters 2319 CC L5	48	PC1220		4
1999-1998	2.4 Liters 2435 CC L5	47	PC1200MJT		4
1999	2.4 Liters 2435 CC L5 From Chassis #491304	48	PC1220		4
1999-1998	2.3 Liters 2319 CC L5	47	PC1200MJT		4
1999	2.3 Liters 2319 CC L5 From Chassis #491304	48	PC1220		4
<b>Volvo S80</b>					
2010	4.4 Liters 4414 CC 269 CID V8 Optional	93	PC1700MJT		4
2010	4.4 Liters 4414 CC 269 CID V8 w/Premium Stereo	92	PC1200MJT		4
2010	4.4 Liters 4414 CC 269 CID V8 w/o Premium Stereo	48	PC1220		4
2010-2008	3.2 Liters 3192 CC L6 w/Premium Stereo	92	PC1200MJT		4
2010-2008	3.2 Liters 3192 CC L6 w/o Premium Stereo	48	PC1220		4
2010-2008	3.0 Liters 2953 CC L6 w/Premium Stereo	92	PC1200MJT		4
2010-2008	3.0 Liters 2953 CC L6 w/o Premium Stereo	48	PC1220		4
2009-2008	4.4 Liters 4414 CC 269 CID V8 Optional	92	PC1200MJT		4
2009-2008	4.4 Liters 4414 CC 269 CID V8	48	PC1220		4
2006-2004	2.5 Liters 2521 CC L5 Optional	49	PC1350		4
2006-2004	2.5 Liters 2521 CC L5	48	PC1220		4
2005-1999	2.9 Liters 2917 CC L6 Optional	49	PC1350		4
2005-1999	2.9 Liters 2917 CC L6	48	PC1220		4
2001-1999	2.8 Liters 2798 CC L6 Optional	49	PC1350		4
2001-1999	2.8 Liters 2798 CC L6	48	PC1220		4
<b>Volvo S90</b>					
1998-1997	2.9 Liters 2917 CC L6	48	PC1220		4
<b>Volvo V40</b>					
2004-2000	1.9 Liters 1948 CC L4	48	PC1220		4
<b>Volvo V50</b>					
2010-2006	2.5 Liters 2521 CC L5 w/Premium Stereo	94R	PC1220		4
2010-2005	2.5 Liters 2521 CC L5	91	PC1200MJT		4
2010-2005	2.4 Liters 2435 CC L5 w/Premium Stereo	94R	PC1220		4
2010-2005	2.4 Liters 2435 CC L5	91	PC1200MJT		4
2005	2.5 Liters 2521 CC L5 Optional	48	PC1220		4
<b>Volvo V70</b>					
2010-2008	3.2 Liters 3192 CC L6 w/Premium Stereo	92	PC1200MJT		4
2010-2008	3.2 Liters 3192 CC L6 w/o Premium Stereo	48	PC1220		4
2007-2006	2.5 Liters 2521 CC L5 Optional	49	PC1350		4

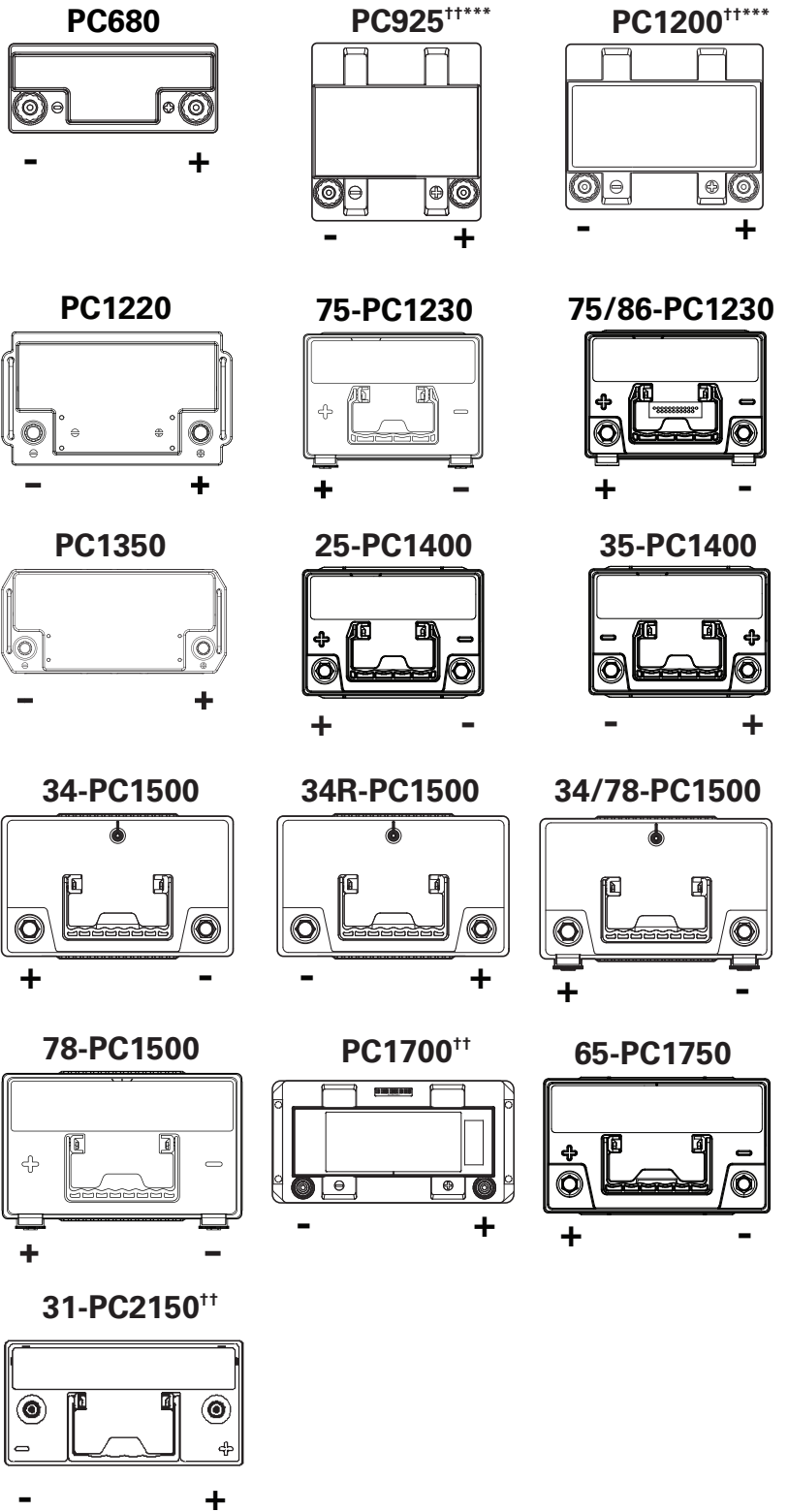
Year, Make & Model	Engine, Liter & Options	BCI Group Size	ODYSSEY® Battery Model	Height Adapter	Notes
<b>Volvo V70 (ctd)</b>					
2007-2006	2.4 Liters 2435 CC L5 Optional	49	PC1350		4
2007-2003	2.5 Liters 2521 CC L5	47	PC1200MJT		4
2007-2003	2.5 Liters 2521 CC L5 Optional	48	PC1220		4
2007-1998	2.4 Liters 2435 CC L5 Optional	48	PC1220		4
2007-1998	2.4 Liters 2435 CC L5	47	PC1200MJT		4
2004-1998	2.3 Liters 2319 CC L5 Optional	48	PC1220		4
2004-1998	2.3 Liters 2319 CC L5	47	PC1200MJT		4
<b>Volvo V90</b>					
1998-1997	2.9 Liters 2917 CC L6	48	PC1220		4
<b>Volvo XC70</b>					
2010-2009	3.0 Liters 2953 CC L6 w/Premium Stereo	92	PC1200MJT		4
2010-2009	3.0 Liters 2953 CC L6 w/o Premium Stereo	48	PC1220		4
2010-2008	3.2 Liters 3192 CC L6 w/Premium Stereo	92	PC1200MJT		4
2010-2008	3.2 Liters 3192 CC L6 w/o Premium Stereo	48	PC1220		4
2007-2003	2.5 Liters 2521 CC L5 Optional	48	PC1220		4
2007-2003	2.5 Liters 2521 CC L5	47	PC1200MJT		4
<b>Volvo XC60</b>					
2010	3.2 Liters 3192 CC L6 w/Premium Stereo	92	PC1200MJT		4
2010	3.2 Liters 3192 CC L6 w/o Premium Stereo	48	PC1220		4
2010	3.0 Liters 2953 CC L6 w/Premium Stereo	92	PC1200MJT		4
2010	3.0 Liters 2953 CC L6 w/o Premium Stereo	48	PC1220		4
<b>Volvo XC90</b>					
2010-2008	4.4 Liters 4414 CC 269 CID V8 Optional	49	PC1350		4
2010-2007	4.4 Liters 4414 CC 269 CID V8	48	PC1220		4
2010-2007	3.2 Liters 3192 CC L6	48	PC1220		4
2010-2007	3.2 Liters 3192 CC L6 Optional	49	PC1350		4
2006	4.4 Liters 4414 CC 269 CID V8	49	PC1350		4
2006-2005	2.5 Liters 2521 CC L5	49	PC1350		4
2005	4.4 Liters 4414 CC 269 CID V8	48	PC1220		4
2005-2003	2.9 Liters 2917 CC L6	48	PC1220		4
2004-2003	2.5 Liters 2500 CC L5	48	PC1220		4
<b>Yugo Cabrio</b>					
1991-1990	1.3 Liters 1301 CC L4	N/A	N/A		
<b>Yugo GV</b>					
1991	1.3 Liters 1301 CC L4	26	PC1200LMJT		4
1990	1.3 Liters 1301 CC L4	N/A	N/A		
1989-1987	1.1 Liters 1116 CC L4	26	PC1200LMJT		4
<b>Yugo GVL</b>					
1989-1988	1.1 Liters 1116 CC L4	26	PC1200LMJT		4
<b>Yugo GVS</b>					
1988	1.1 Liters 1116 CC L4	26	PC1200LMJT		4
<b>Yugo GVX</b>					
1989	1.3 Liters 1301 CC L4	26	PC1200LMJT		4
1988	1.3 Liters 1301 CC L4	N/A	N/A		

1. Installation requires optional height adapter. Additional cable may be required.
2. Installation requires battery to be placed on its side to dimensionally fit. Vehicle battery restraint(s) may require modification.
3. Installation requires reverse mounting orientation for correct terminal polarity
4. Vehicle battery restraint(s) may require modification.
5. Installation requires additional interbattery cables for parallel connections.
6. If vehicle as Intelligent Key option, then use 34R-PC1500T with the optional height adapter. Additional cable may be required.
7. If vehicle as Intelligent key option, then use 35-PC1400T



# ODYSSEY® Battery Terminal Layouts

BCI Group Size	ODYSSEY® Battery Model	PHCA** (5 sec)	CCA*	Reserve Capacity (Minutes)
	<b>PC680</b>	520	170	24
	<b>PC925</b>	900	330	52
	<b>PC1200</b>	1200	540	78
	<b>PC1220</b>	1220	680	135
<b>75</b>	<b>75-PC1230</b>	1230	760	100
<b>75/86</b>	<b>75/86-PC1230</b>	1230	760	100
	<b>PC1350</b>	1350	770	195
<b>25</b>	<b>25-PC1400</b>	1400	900	125
<b>35</b>	<b>35-PC1400</b>	1400	900	125
<b>34</b>	<b>34-PC1500</b>	1500	850	135
<b>34</b>	<b>34R-PC1500</b>	1500	850	135
<b>34/78</b>	<b>34/78-PC1500</b>	1500	850	135
<b>78</b>	<b>78-PC1500</b>	1500	850	135
	<b>PC1700</b>	1550	810	142
<b>65</b>	<b>65-PC1750</b>	1750	950	135
<b>31</b>	<b>31-PC2150</b>	2150	1150	205





# ODYSSEY® Battery Group Size Interchange Guide\*

BCI Group Size	ODYSSEY® Battery Model	CCA 30 sec at 0°F	5 second Cranking 80°F	Reserve Minutes 80°F	Pos. Term Side	Max. Overall Dimen		
						L	W	H
PASSENGER CAR AND LIGHT COMMERCIAL BATTERIES 12-VOLT								
75	75-PC1230	430-690 730	740-1200 1230	90 100	L - Side L - Side	9 1/16 9 1/2	7 1/16 7	7 5/16 7 1/4
76	78-PC1500	750-1075 880	1295-1855 1500	150-175 135	L - Side L - Side	13 1/8 10 7/8	7 1/16 7	8 1/2 7 1/8
78	78-PC1500	515-770 880	890-1335 1230	105-115 135	L - Side L - Side	10 1/4 10 7/8	7 1/16 7	7 5/16 7 1/8
79	78-PC1500*7	880 880	1520 1500	140 135	L - Side L - Side	12 1/16 10 7/8	7 1/16 7	7 3/8 7 1/8
85	PC1200MJT	550-630 550	950-1085 1200	90 78	R R	9 1/16 7 7/8	6 13/16 6 11/16	8 6 13/16
86	75/86-PC1230DT	430-525 730	740-910 1230	90 100	L L	9 1/16 9 1/2	6 13/16 7	8 7 15/16
90	PC1200MJT	520 550	895 1200	80 78	R R	9 9/16 7 7/8	6 15/16 6 11/16	6 15/16 6 13/16
91	PC1200MJT	600 550	1045 1200	100 78	R R	11 7 7/8	6 15/16 6 11/16	6 15/16 6 13/16
92	PC1200MJT	650 550	1120 1200	130 78	R R	12 7/16 7 7/8	6 15/16 6 11/16	6 15/16 6 13/16
93	PC1700MJT	800 875	1390 1700	150 142	R R	15 13 1/16	6 7/8 6 5/8	6 7/8 6 15/16
94R	PC1220*7	640 680	1105 1220	135 135	R R	12 7/16 11	6 15/16 6 15/16	7 1/2 7 1/2
95R	PC1350*7	850-950 770	1465-1640 1350	190 195	R R	15 9/16 13 15/16	6 15/16 6 15/16	7 1/2 7 1/2
96R	PC1200MJT	590 550	1015 1200	95 78	R R	9 1/2 7 7/8	6 15/16 6 11/16	6 15/16 6 13/16
97R	PC1200MJT	575 550	990 1200	90 78	R R	9 15/16 7 7/8	6 15/16 6 11/16	7 1/2 6 13/16
98R	PC1200MJT	620 550	1070 1200	120 78	R R	11 1/8 7 7/8	6 15/16 6 11/16	7 1/2 6 13/16
99	PC1200LMJT	360 550	620 1200	50 78	L L	8 1/8 7 7/8	6 15/16 6 11/16	6 15/16 6 13/16
99R	PC1200MJT	300-420 550	515-725 1200	55-75 78	R R	8 5/16 7 7/8	6 15/16 6 11/16	6 15/16 6 13/16
100	75-PC1230*7	770 730	1330 1230	115 100	L - Side L - Side	10 1/4 9 1/2	7 1/16 7	7 3/8 7 1/4
101	PC1200LMJT	690 550	1190 1200	115 78	L - Side L	10 1/4 7 7/8	7 1/16 6 11/16	6 11/16 6 13/16
121R	PC1200MJT	500 550	85 1200	85 78	R R	8 1/4 7 7/8	7 6 11/16	8 1/2 6 13/16
124R	PC1200MJT	600 550	110 1200	110 78	R R	10 3/8 7 7/8	7 6 11/16	8 5/8 6 13/16
151R	PC925MJT *4	332 380	925	55 52	R R	7 7/16 6 11/16	4 15/16 7 1/16	8 7/8 5 1/16

\* Group Size Interchange Guide to be used as a reference guide only.

BCI Group Size	ODYSSEY® Battery Model	CCA 30 sec at 0°F	5 second Cranking 80°F	Reserve Minutes 80°F	Pos. Term Side	Max. Overall Dimen		
						L	W	H
HEAVY-DUTY COMMERCIAL BATTERIES 12-VOLT								
4D	31-PC2150S	490-950 1150	850-1650 2150	225-325 205	R R	20 3/4 13	8 3/4 6 13/16	9 13/16 9 7/16
6D	31-PC2150S	750 1150	1295 2150	310 205	R R	20 3/4 13	10 6 13/16	10 1/4 9 7/16
6 TL	PC2250ST	600 1225	1040 2250	200 240	R R	11 1/4 11 5/16	10 1/2 10 5/8	9 9/16 9 3/16
8D	(2P) PC2250ST *3	850-1250 2450	1475-2170 4500	235-465 480	R R	20 3/4 21 1/4	11 1/8 10 5/8	9 3/16 9 3/16
28	25-PC1400T	400-535 820	690-920 1400	80-135 125	L L	10 1/4 9 1/2	6 13/16 6 5/8	9 7/16 8 11/16
29H	25-PC1400T	525-840 820	910-1455 1400	145 125	L L	13 1/8 9 1/2	6 11/16 6 5/8	9 1/8 8 11/16
30H	25-PC1400T	380-685 820	655-1180 1400	120-150 125	L L	13 1/2 9 1/2	6 13/16 6 5/8	9 1/4 8 11/16
31A	31-PC2150T *1	455-950 1150	790-1650 2150	100-200 205	L R	13 13	6 13/16 6 13/16	9 7/16 9 7/16
31T	31-PC2150S *1	455-950 1150	790-1650 2150	100-200 205	L R	13 13	6 13/16 6 13/16	9 7/16 9 7/16

## NOTES:

- \*1 Installation requires reverse mounting orientation for correct terminal polarity
- \*2 Installation requires battery side mount for correct terminal polarity
- \*3 Installation requires additional interbattery cables for parallel connections
- \*4 Installation requires battery to be placed on its side to dimensionally fit
- \*5 Installation requires optional height adapter. Additional cable may be required.
- \*6 Installation requires optional height adapter and reverse mounting orientation for correct terminal polarity. Additional cable may be required.
- \*7 Installation may require vehicle battery restraint(s) modification.

ODYSSEY Batteries are universal in fit and may require non-OEM hold down brackets or spacers  
All batteries available with metal jackets, except PC1220 and PC1350

# Abbreviations

AC	Air Conditioning	IHC	International Harvester Co.
Alt	Altitude	L	Liter
AMP	Ampere	LPG	Liquefied Petroleum Gas
AT or Auto. Trans.	Automatic Transmission	MFI	Multi-Port Fuel Injection
BCI	Battery Council International	MT or Mans. Trans.	Manual Transmission
Calif.	California	No.	Number
carb.	Carburetor	O.E.	Original Equipment
CAT.	Caterpillar	OHC	Overhead Cam
CCA	Cold Cranking Amps	OHV	Overhead Valve
CFI	Central Fuel Injection	opt.	Optional
cc	Cubic Centimeters	Pkg	Package
comp.	Compression	PS	Power Steering
Conv.	Convertible	RC	Reserve Capacity
cyl.	Cylinder	RWD	Rear Wheel Drive
DOHC	Dual Overhead Cam	S/C	Supercharged
DT	Dual Terminal	SEO	Special Electrical Option
EFI	Electronic Fuel Injection	SHO	Super High Output
eng.	Engine	SLI	Starting, Lighting, Ignition
ETR	Electronic Tuning Radio	SOHC	Single Overhead Cam
ex.	Except	TBI	Throttle Body Injection
Fig.	Figure	Top T.	Top Terminal
FI	Fuel Injection	TPPL	Thin Plate Pure Lead
FWD	Front Wheel Drive	V	Venturi
GM	General Motors	w/	With
HBL	Heated Back Light (Rear Window Defrost)	w/o	Without
H.D.	Heavy Duty	[ ]	No. of Batteries Required
H.O.	High Output	2WD	2 Wheel Drive
HSC	High Swirl Combustion	4WD	4 Wheel Drive



# ***Frequently Asked SLI Battery Questions***

---

## **WHAT IS THE CCA RATING?**

The cold cranking ampere (CCA) rating refers to the number of amperes a battery can deliver for 30 seconds at a temperature of -18°C (0°F) before the voltage drops to 1.20 volts per cell, or 7.20 volts for a 12V battery. A 12V battery that has a rating of 550 CCA means that the battery will provide 550 amps for 30 seconds at -18°C (0°F) before the voltage falls to 7.20V.

## **WHAT IS THE MCA RATING?**

The marine cranking ampere (MCA) rating refers to the number of amperes a battery can deliver for 30 seconds at a temperature of 0°C (32°F) until the battery voltage drops to 7.20 volts for a 12V battery. A 12V battery that has a MCA rating of 725 MCA means that the battery will give 725 amperes for 30 seconds at 0°C (32°F) before the voltage falls to 7.20V. The MCA is sometimes called the cranking amperes or CA.

## **WHAT IS A HCA RATING?**

The abbreviation HCA stands for hot cranking amps. It is the same as MCA, CA or CCA, except that the temperature at which the test is conducted is 26.7°C (80°F).

## **WHAT IS THE PHCA RATING?**

Unlike CCA and MCA the pulse hot cranking amp (PHCA) rating does not have an “official” definition; however, we believe that for true SLI purposes, a 30-second discharge is unrealistic. The PHCA, a short duration (about 3-5 seconds) high rate discharge, is more realistic. Because the discharge is for such a short time, it is more like a pulse.

## **ARE THESE GEL CELLS?**

No, the ODYSSEY® battery is NOT a gel cell. It is an absorbed electrolyte type battery, meaning there is no free acid inside the battery; all the acid is kept absorbed in the glass mat separators. These separators serve to keep the positive and negative plates apart.

## **WHAT IS THE DIFFERENCE BETWEEN GEL CELL AND AGM?**

The key difference between the gel cell and the absorbed glass mat (AGM) is that in the AGM cell all the electrolyte is in the separator, whereas in the gel cell the acid is in the cells in a gel form. If the ODYSSEY battery were to split open, there would be no acid spillage! That is why we call the ODYSSEY battery a Drycell™ battery.

## **WHAT IS THE Ah RATING?**

The ampere-hour (Ah) rating defines the capacity of a battery. A battery rated at 100Ah at the 10-hour rate of discharge will deliver 10A for 10 hours before the terminal voltage drops to a standard value such as 10.02 volts for a 12V battery. The PC1200 battery, rated at 40Ah, will deliver 4A for 10 hours.

## **WHAT IS RESERVE CAPACITY RATING?**

The reserve capacity of a battery is the number of minutes it can support a 25-ampere load at 27°C (80°F) before its voltage drops to 10.50 volts for a 12V battery. A 12V battery with a reserve capacity rating of 100 will deliver 25 amps for 100 minutes at 80°F before its voltage drops to 10.5V.

## **IS THE ODYSSEY BATTERY A DRY BATTERY?**

Because the ODYSSEY battery has no free acid inside, it is exempted from the requirements of 49 CFR § 173.159 of the US Department of Transportation (USDOT). The battery also has a “nonspillable” classification and falls under the International Air Transport Association (IATA) “unrestricted” air shipment category. These batteries may be shipped completely worry-free. Supporting documentation is available. Short circuit protection required. Please refer to our MSDS sheet for complete details at [www.odysseybattery.com](http://www.odysseybattery.com).

# ***Frequently Asked SLI Battery Questions***

---

## **WHAT IS IMPEDANCE?**

The impedance of a battery is a measure of how easily it can be discharged. The lower the impedance the easier it is to discharge the battery. The impedance of the ODYSSEY® battery is considerably less than that of a conventional SLI battery, so its high rate discharge capability is significantly higher than that of a conventional SLI battery.

## **WHAT IS THE SHORT-CIRCUIT CURRENT OF THESE BATTERIES?**

As mentioned before, this battery has very low impedance, meaning that the short circuit current is very high. For a PC925 battery, the short circuit current can be as high as 2,500 amperes.

## **DO I RUIN THE BATTERY IF I ACCIDENTALLY DROP IT?**

Not necessarily, but it is possible to damage the internal connections sufficiently to damage the battery.

## **DOES MISHANDLING THE BATTERY VOID THE WARRANTY?**

Our warranty applies only to manufacturing defects and workmanship issues; the policy does not cover damages suffered due to product mishandling. Refer to the product warranty for details.

## **WHAT IS SO SPECIAL ABOUT THIN PLATE PURE LEAD TECHNOLOGY? IS IT A NEW TECHNOLOGY?**

The answer lies in the very high purity of our raw lead materials, making our product very special. The technology is not new; the sealed lead recombinant technology was invented and patented by us back in 1973.

## **WHY DON'T YOU HAVE TO WINTERIZE YOUR BATTERIES? WHAT'S SO SPECIAL ABOUT THEM?**

In general, winterizing refers to a special maintenance procedure conducted on an automotive engine to ensure its reliability during the winter season. The procedure essentially checks the engine's charging system; in addition, the battery is load tested according to a specific method defined by the Battery Council International (BCI). Although ODYSSEY batteries do not specifically require this test to be conducted on them, the final decision whether or not to conduct this test is left to the user's discretion.

## **ARE THESE Ni-Cd BATTERIES? WHY DOESN'T SOMEBODY MAKE THESE IN Ni-Cd? WOULDN'T THEY CHARGE FASTER AS A Ni-Cd?**

No, the ODYSSEY battery is NOT a Ni-Cd battery. It is a valve regulated lead acid (VRLA) battery. In general, Ni-Cd batteries are much more expensive to manufacture and recycle, so they are less cost effective than a lead acid product.

A Ni-Cd battery would charge faster than a conventional lead acid battery; however, the ODYSSEY battery is NOT a conventional battery and its charge characteristics are somewhat similar to nickel cadmium batteries. In fact, with a powerful enough charger, it is possible to bring ODYSSEY batteries to better than 95% state of charge in less than 20 minutes! That is very comparable to the fast charge capabilities of nickel cadmium product.

# ODYSSEY®

## THE EXTREME BATTERY

### **Robust Intercell Connections**

Built to stringent specifications, cell connectors are casted to the plates, and bonded to resist vibration and eliminate internal sparking.

### **Tin Alloy Coated Brass Terminals\***

Brass terminals coated with a high-quality tin alloy ensure secure, corrosion-free cable connections.

### **Sealed Design**

Gases recycled internally during operation or charging. Each cell has safety relief valve.

### **Pure Lead Plates**

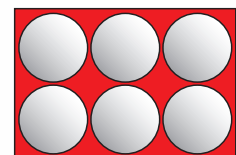
Constructed from 99.99% pure virgin lead, ODYSSEY battery plates are extremely thin, so more of them can fit into the battery. More lead plates equals more power.

### **Compressed AGM Plate Separators**

Before being inserted into the case, the Absorbed Glass Mat plate separators are compressed for extreme vibration resistance.



**ODYSSEY® batteries vs. spiral-wound designs:  
15% more plate surface area!**



Unused battery space

\*except the PC1220 and PC1350



## **About EnerSys®**

EnerSys® is a global leader in stored energy solutions for automotive, military, and industrial applications. With manufacturing facilities in 17 countries, sales and service locations throughout the world, and over 100 years of battery experience, EnerSys is a powerful partner for automotive service and parts providers.

### **EnerSys**

P.O. Box 14145  
Reading, PA 19612-4145, USA  
Tel: +1-610-208-1991  
+1-800-538-3627  
Fax: +1-610-372-8613

### **Regional Sales**

#### **EnerSys Energy Products Inc.**

617 North Ridgeview Drive  
Warrensburg, MO 64093-9301, USA  
Tel: +1-660-429-2165  
Fax: +1-660-429-1758

#### **EnerSys Australia Pty Ltd.**

54-58 Derby Street  
Silverwater, NSW 2128  
Australia  
Tel: + 61 (0) 2 9739 9999  
Fax: + 61 (0) 2 9739 9900

**[www.odysseybattery.com](http://www.odysseybattery.com)**